



एनएचपीसी लिमिटेड
(भारत सरकार का उद्यम)

NHPC Limited
(A Government of India Enterprise)

संदर्भ सं./Ref. No. NH/CS/199/

फोन/Phone : 03.06.2016
दिनांक/Date :

<p>Manager The Listing Department, M/s BSE Limited, Phiroze Jeejeebhoy Towers, Dalal Street, Mumbai-400001</p> <p>मैनेजर, लिस्टिंग विभाग, बीएसई लिमिटेड पि.जे. टावर्स,दलालस्ट्रीट, मुंबई- 400 001 Scrip Code: 533098 Email:- corp.relations@bseindia.com</p>	<p>General Manager The Listing Department M/s National Stock Exchange of India Limited, Exchange Plaza, Bandra Kurla Complex, Bandra(E), Mumbai- 400051</p> <p>महाप्रबंधक, लिस्टिंग विभाग, नेशनल स्टॉक एक्सचेंज ऑफ इंडिया लिमिटेड एक्सचेंज प्लाजा, बांद्रा कुर्ला कॉम्प्लेक्स, बांद्रा (ई), मुंबई - 400 051 Scrip Code: NHPC EQ Email:- cmlist@nse.co.in</p>
--	--

Sub: Regulation 30 of SEBI (Listing Obligation & Disclosure Requirement) Regulation, 2015.

विषय: सेबी (लिस्टिंग दायित्व और प्रकटीकरण की आवश्यकता) विनियम, 2015 के विनियम 30 के संदर्भ में।

Sir/महोदय,

In terms of Regulation 30 of SEBI (Listing Obligations & Disclosure Requirements) Regulation, 2015. It is informed that a Analysts Meet of NHPC was held on 02.06.2016 in Mumbai. A copy of presentation given at Analysts meet is enclosed and also available on NHPC website: www.nhpcindia.com.

It is requested to kindly disseminate the same on your websites.

सेबी (लिस्टिंग दायित्व और प्रकटीकरण की आवश्यकता) विनियम, 2015 के विनियम 30 के अनुसार यह सूचित किया जाता है एनएचपीसी के विश्लेषकों की बैठक मुंबई में दिनांक ०२.०६.२०१६ को आयोजित की गई थी। इस सम्बंध में विश्लेषकों की बैठक में पेश की गई प्रस्तुति की एक प्रति संलग्न है। यह प्रस्तुति एनएचपीसी की वेबसाइट www.nhpcindia.com पर भी उपलब्ध है।

कृपया यह सूचना अपनी वेबसाइट पर प्रसारित करें।

धन्यवाद।

भवदीय,

(विजय गुप्ता)
कंपनी सचिव



Clean Power For Every Home

INVESTOR PRESENTATION

MARCH'16

Salal Power Station, J&K

Presentation Outline

2

NHPC Today

Financial Highlights

Financial Ratios

Other Growth Initiatives

Projects At Glance



Our Vision: A world class, diversified & transnational organization for sustainable development of power through conventional and non-conventional sources.

NHPC-Today



Subansiri Lower Project



Teesta V, Sikkim

NHPC-Energising India With Hydropower

PHYSICAL SNAPSHOT

4

Installed Capacity

- ❖ Power Stations under Operation-19* Nos. (5067 MW)
- ❖ Power Stations with Subsidiary (NHDC) - 2 Nos. (1520 MW)
- ❖ Total Operational Projects – 21 Nos. (6587 MW)

Under Construction

- ❖ Projects Under Construction 4 Nos. (3210 MW)

Awaiting Clearances

- ❖ Projects Awaiting Clearances : –
 - Standalone - 5 Nos. (4995 MW)
 - Joint Venture - 4 Nos. (2934 MW)
 - Subsidiary – 1 Nos. (66 MW)

Under Pipeline

- ❖ Projects in Pipeline 3 Nos. (1130 MW)

Hydro Power is 14.35% (42783 MW**) of All India Installed Capacity (298060 MW*).

NHPC Contribution is 15.40% of Installed Hydro Power On Consolidated Basis.


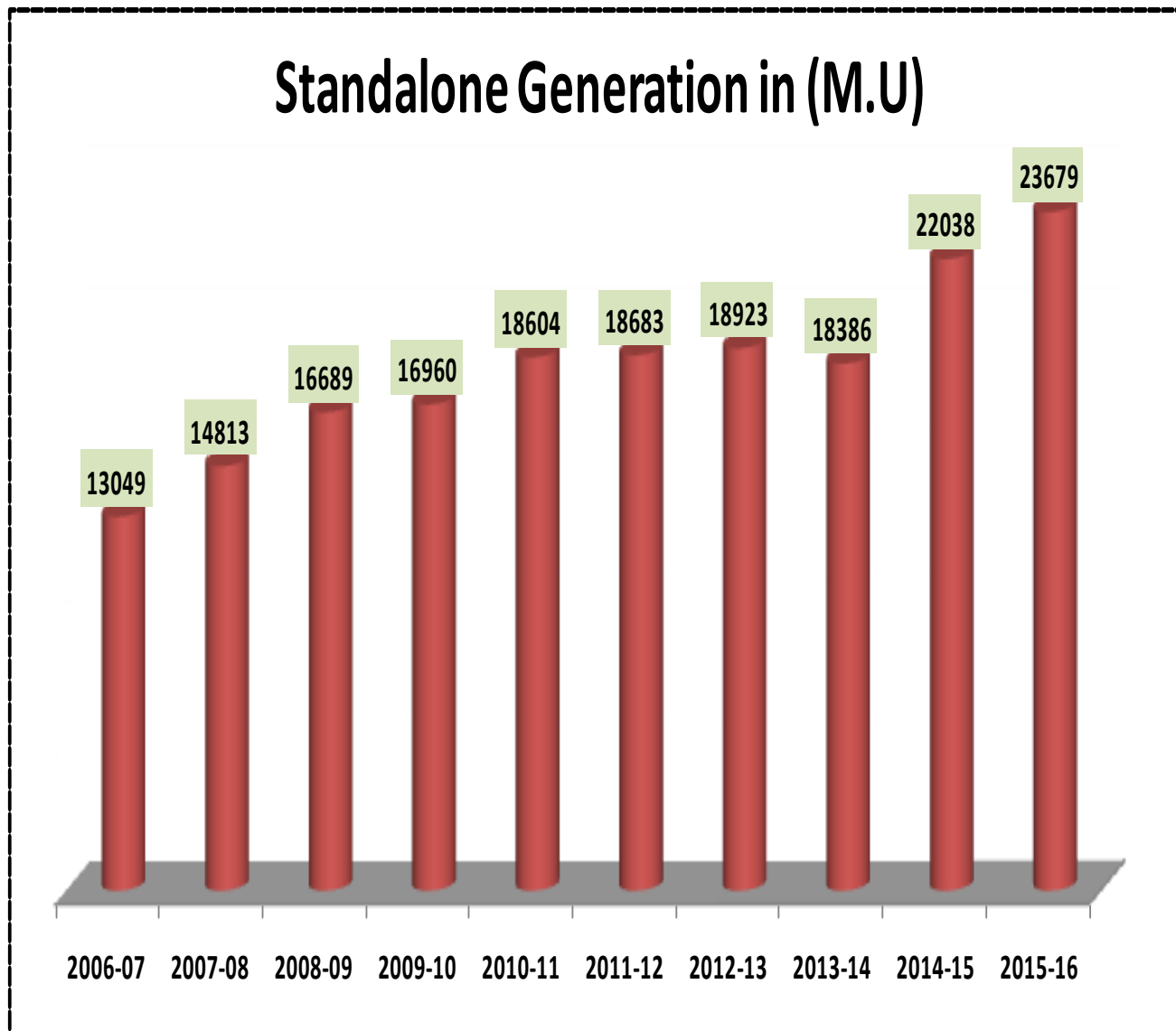
* Including partially commissioned two units of TLDP IV.

** Source-CEA, Figures as on 31.03.16.

NHPC has added seven power station during the 12th Plan with Installed Capacity of 1292 MW

NHPC 's Track Record – A Ten Year Digest

Standalone Generation in (M.U)



* Provisional

Financial Highlights



Sewa II, J&K



Chamera I, Himachal

Clean Power For EVERY HOME

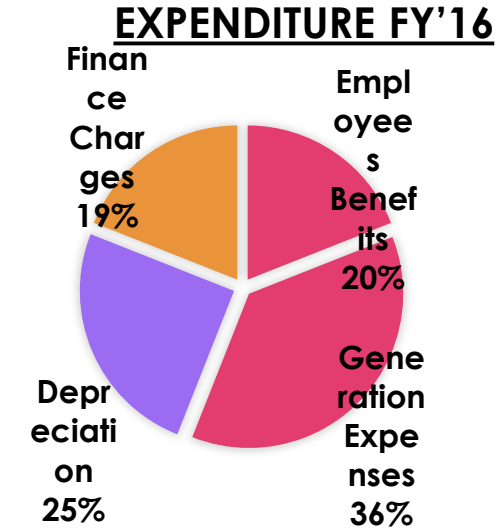
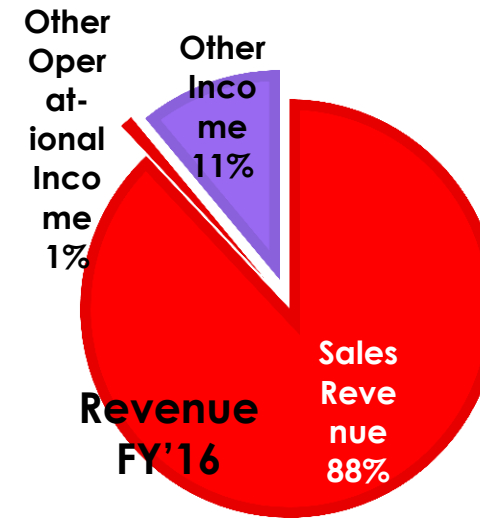
Financial Highlights : Standalone

Particulars	FY'16		FY'15		% Change	
	Qtr-4	Annual	Qtr-4	Annual	Qtr-4	Annual
Net Sales	1586	7347	1450	6,737	9	9
Other Income & Other Oper. Income	226	1007	203	927	11	9
Total Income (A)	1,812	8,354	1653	7,664	10	9
Employee Cost	295	1116	278	1149	6	-3
Depre. & Amortisation	366	1452	359	1426	2	2
Water charges	125	771	97	749	29	3
Other Expenses	615	1300	225	856	173	52
Finance Cost	262	1068	278	1180	-6	-9
Total Expenditure(B)	1663	5707	1237	5360	34	6
Rate Regu. Income (C)	149	550	522	522	-71	5
PBT (A-B+C)	298	3197	938	2826	-68	13
Tax	194	757	294	702	-34	8
Profit After Tax	104	2440	644	2124	-84	15

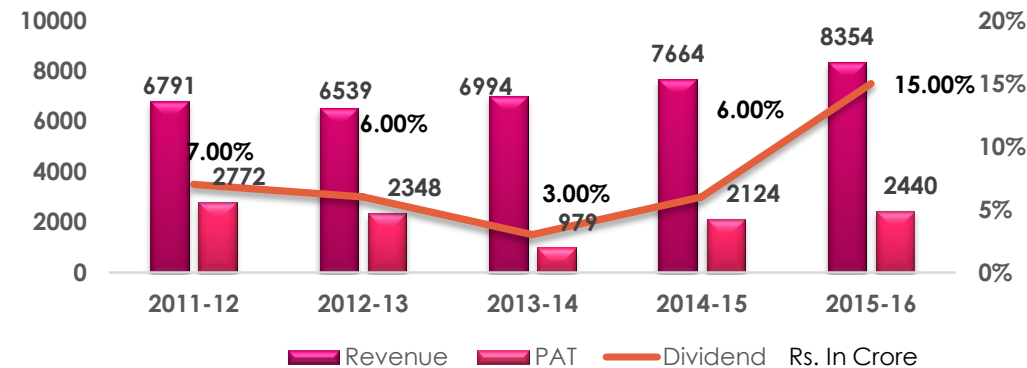
Rs. In Crore

7

Revenue & Expenditure-Analysis



Revenue Vs. PAT Vs. Dividend



Regulatory Assets-New Item In the Balance Sheet

8

Rs. In Crore

Year Wise Break up of Regulatory Asset For Subansiri Lower Project

Regulatory Asset	For the period 16.12.2011 to 31.03.2014	FY 2014-15	FY 2015-16	Total
Borrowing Costs	767	415	395	1577
Administrative & other Costs	341	107	155	603
Total	1108	522	550	2180

Statement of Assets & Liabilities

Particulars	FY'16	FY'15
Share Holder's Funds	28752	28286
Loan Funds-Long Term	18385	18171
Deferred Tax Liabilities	846	810
Other Long term Liabilities & Provisions	1645	2225
Current Liabilities & Provisions	5538	4796
Total Equity & Liabilities	55166	54288
ASSETS		
Capital Work in Progress	16576	16055
Fixed Assets (Net)	22884	22695
Non Current Assets (Others)	3667	3956
Regulatory Asset	2180	1630
Trade Receivables	2017	2497
Cash and Bank Balances	5877	5422
Current Assets (Others)	1965	2033
Total Assets	55166	54288

Current Status :

Project Oversight Committee (POC) has submitted its report to Ministry of Power and the same is under Examination. Further, National Green Tribunal (NGT) has given hearing date of August 2, 2016.

Debtors Position

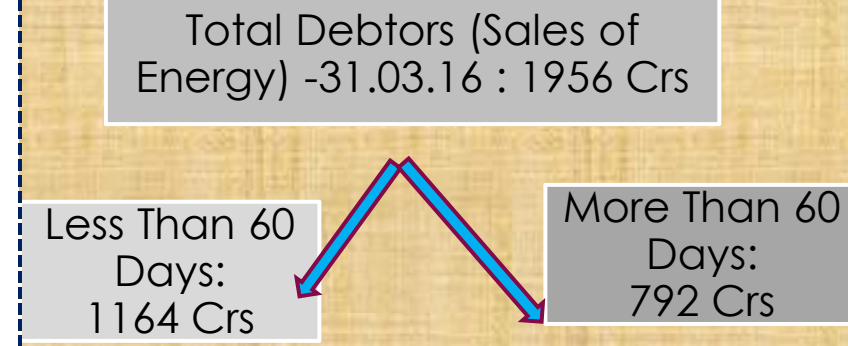
Total Debtors (in Crs.)

S. N.	Particulars	As on 31.03.16	As on 31.12.15	As on 30.09.15	As on 30.06.15	As on 31.03.15
1	Sale of Energy	1956.28	3352.34	3274.17	3450.27	2462.24

Top Five Debtors (in Crs.)

Name	31.03.16		31.03.15	
	Total	More than 60 days	Total	More than 60 days
PDD, J&K	806.96	575.19	1375.10	1,241.84
UPPCL, UP	240.13		158.72	26.10
BSES Yamuna	231.24	205.77	152.34	135.16
PSPCL, Punjab	130.52			
Meghalaya		21.18		
SBPDCL		5.27		
WBSEDCL	91.52	4.95	256.79	
BSES Rajdhani			111.63	81.90
AVVNL				24.82

Debtors Ageing



Collection Efficiency

Opening Debtors- 2462 Crs.

Billing During the year- 7077 Crs.

Closing Balance-1956 Crs.

Collection During the year- 7583 Crs.

Collection Efficiency- 79% aprx.

Av. Collection period- 114 days

Incentives Position

Comparative Incentive YoY (in Crs.)

Sl.	Particulars	FY15-16					FY14-15				
		Q-1	Q-2	Q-3	Q-4	Total	Q-1	Q-2	Q-3	Q-4	Total
1	Secondary Energy	-	35.12	30.49	111.56	177.17	-	21.54	19.38	96.34	137.26
2	Incentives	85.55	92.52	42.90	20.98	241.95	114.15	109.07	12.14	-54.37	180.99
3	Deviation Chrgs.	37.74	55.12	45.69	38.17	176.72	45.25	59.28	30.53	25.86	160.92
	G. Total	123.29	182.76	119.08	170.71	595.84	159.40	189.89	62.05	67.83	479.17
4	PAF	86.92%	92.62%	78.00%	68.73%	81.60%	88.73%	86.64%	69.05%	65.27%	77.30%

Supplements

Power Station with Highest Secondary Energy : Chamera I (Rs.71 Crore)

Power Station With Highest PAF Incentive : URI II (Rs.48 Cr.)

Power Station with highest Deviation Charges : Salal (Rs.36 Cr.)

Supplements

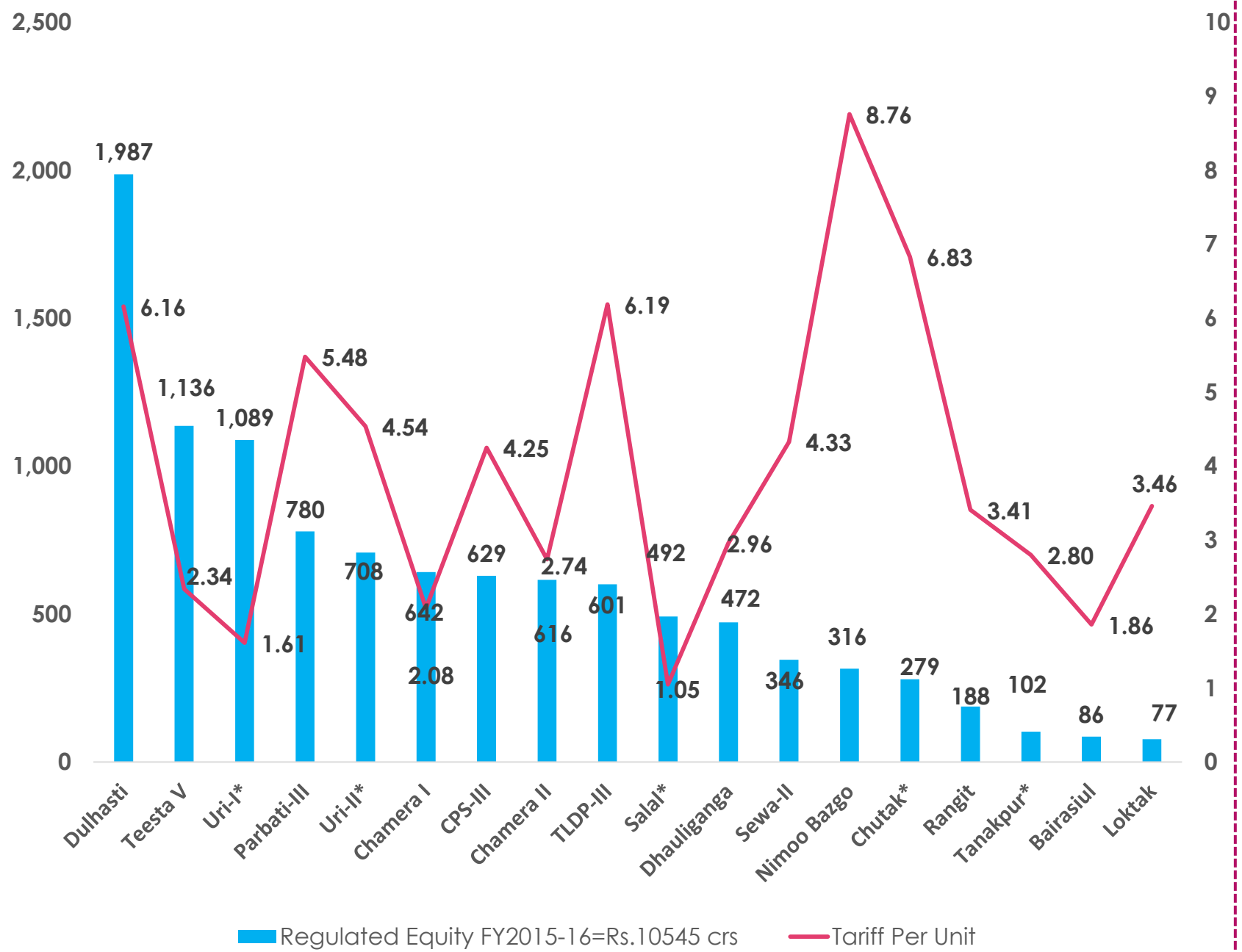
Power Station Giving Best Generation in FY16 : Chamera I (158 % of the design energy)

Power Station with Highest PBT- Dulhasti (Rs.520Crs)

NHPC PAT per MW : RS.48.40 lakhs

NHPC PAT per Employee : Rs. 28.20 lakhs.

Regulated Equity & Tariff



Current Regulated Equity (R.E)
=Rs.10545 crs

***ROR Projects 5**
P.S-1574 MW (32%).
R.E- ₹ 2670 crs (25%)
earning 15.5% return

Poundage Projects 13
P.S-3413 MW(68%)
R.E- ₹ 7875 crs. (75%)
earning 16.5%

Major Segment Exposure

State	Capacity MW	Regu. Eq.-₹
J&K	2009 (40%)	5217 (49%)
Himachal	1771 (36%)	2752 (26%)
Sikkim	570 (11%)	1325 (13%)
Uttarakh.	400 (8%)	574 (6%)
Others	237 (5%)	678 (6%)

Key Financials : FY16

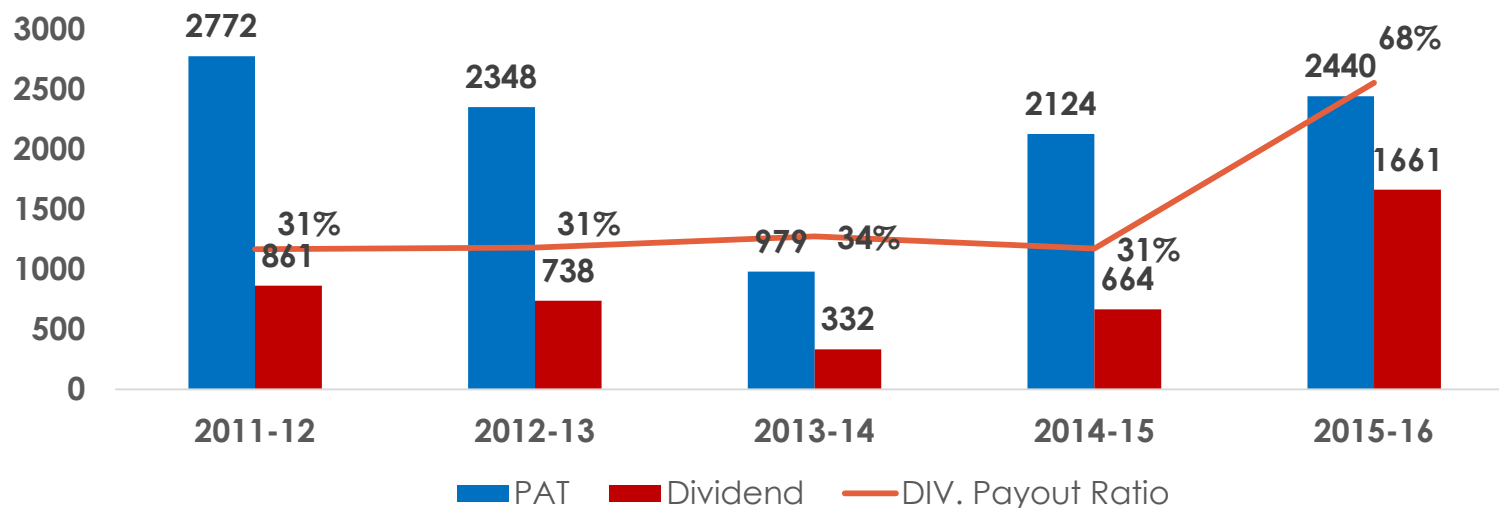
P&L	Standalone	Consolidated
Revenue	8354	9577
EBITDA	5313	6070
EBITDA Margin	64%	63%
PAT	2440	2688
Net Profit Margin	29%	28%
Dividend Pay Out	Rs 1.50 per Share, 68% of PAT	

Balance Sheet	Standalone	Consol.
Share Capital	11071	11071
Net worth	28752	31368
Total Debts	20142	20174
Cash & Bank Bal.	5877	7444
Gross Block	34615	42245
CWIP	16576	17009

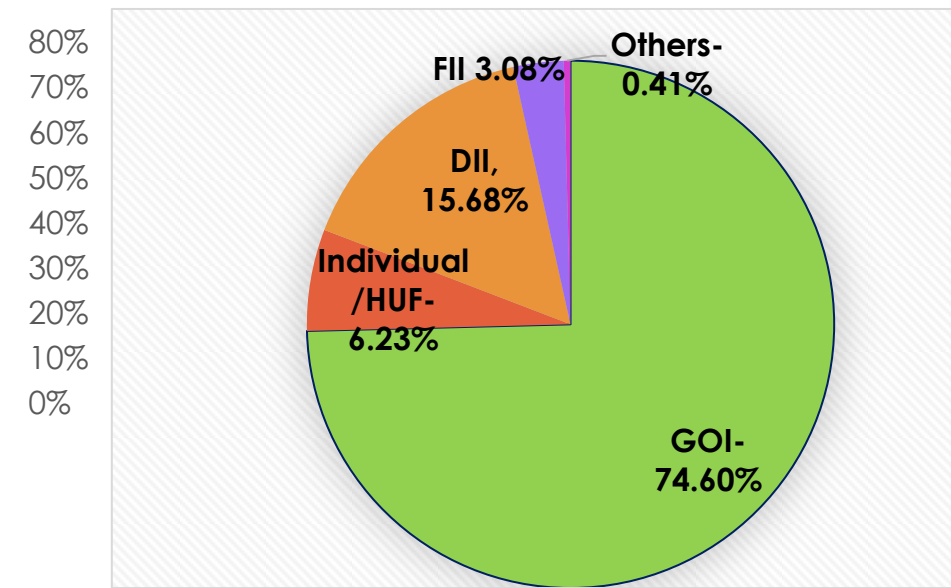
12

₹ In Crore

Dividend Pay out



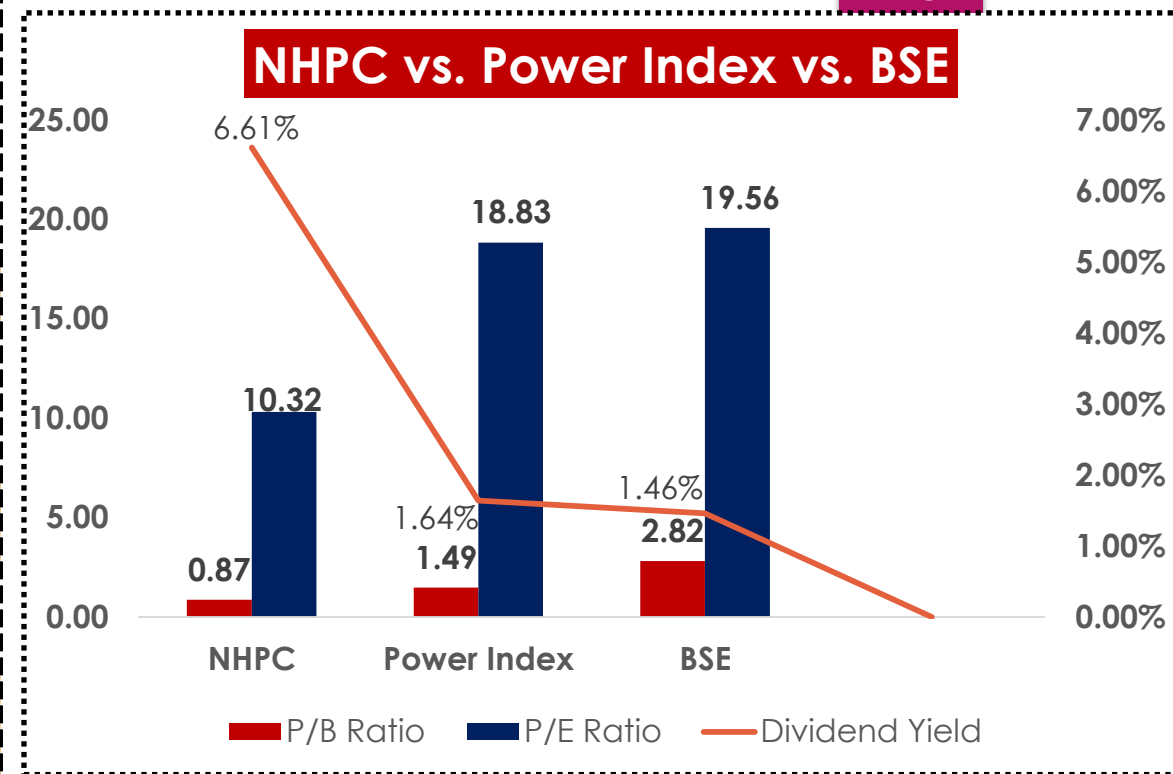
Shareholding pattern as on 27.05.16



NHPC – Key Ratios

13

S. No.	Particulars	FY 2016		FY 2015	
		Stand-alone	Consolidated	Stand-alone	Consolidated
1.	EPS	2.20	2.43	1.92	2.25
2.	Book Value	25.97	28.33	25.55	27.78
3.	PB Ratio	0.87	0.80		
4.	PE Ratio	10.32	9.34		
5.	Return On Equity (%)	8.49	8.57	7.51	8.10
6.	Debt Equity	0.64	0.59	0.64	0.61



Data as on 30.05.16
Source: BSE

Average PAT Per Unit Sold for the year 15-16 : Rs.1.22

NHDC Ltd. (Subsidiary) – Snapshots : FY15-16

Shareholding Pattern : 51:49 (NHPC : GoMP)

Installed Capacity : 1520 MW

Design Energy : 2580 MU

Generation : 2932.89 MU (FY16), 3690.64 (FY15)

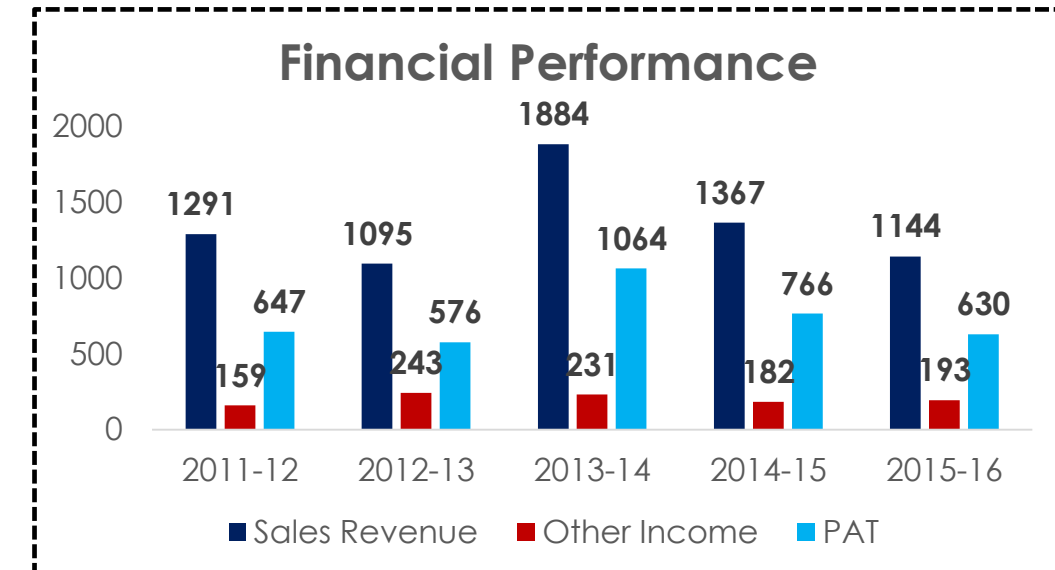
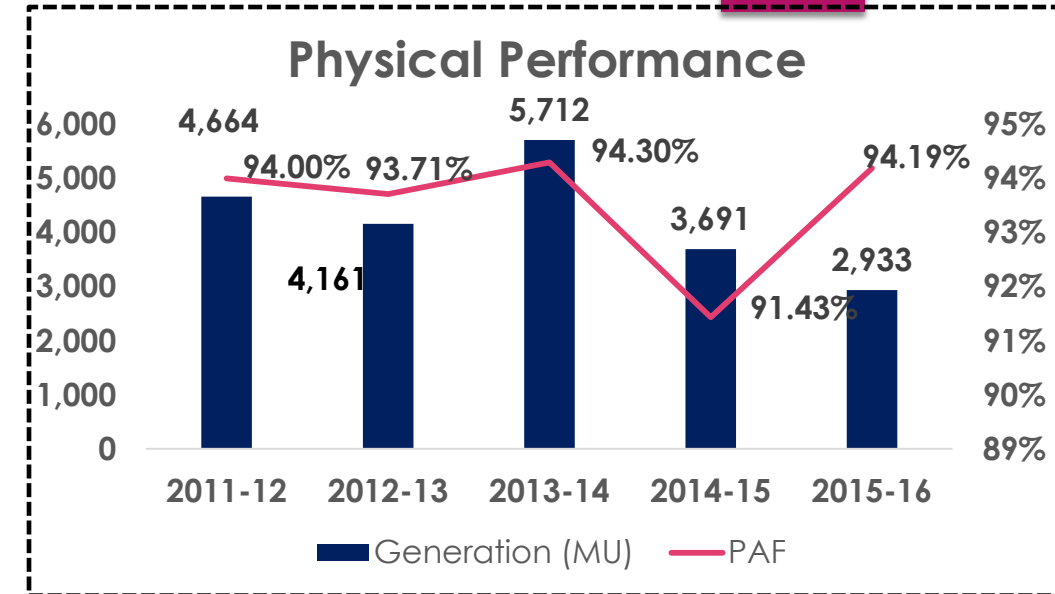
PAF : 94.18% (FY16), 91.43% (FY15)

Net Sales Revenue : Rs.1144 Crs. (FY16), 1367 Crs (FY15)

PAT : 630 Crs. (FY16), 766 Crs. (FY15)

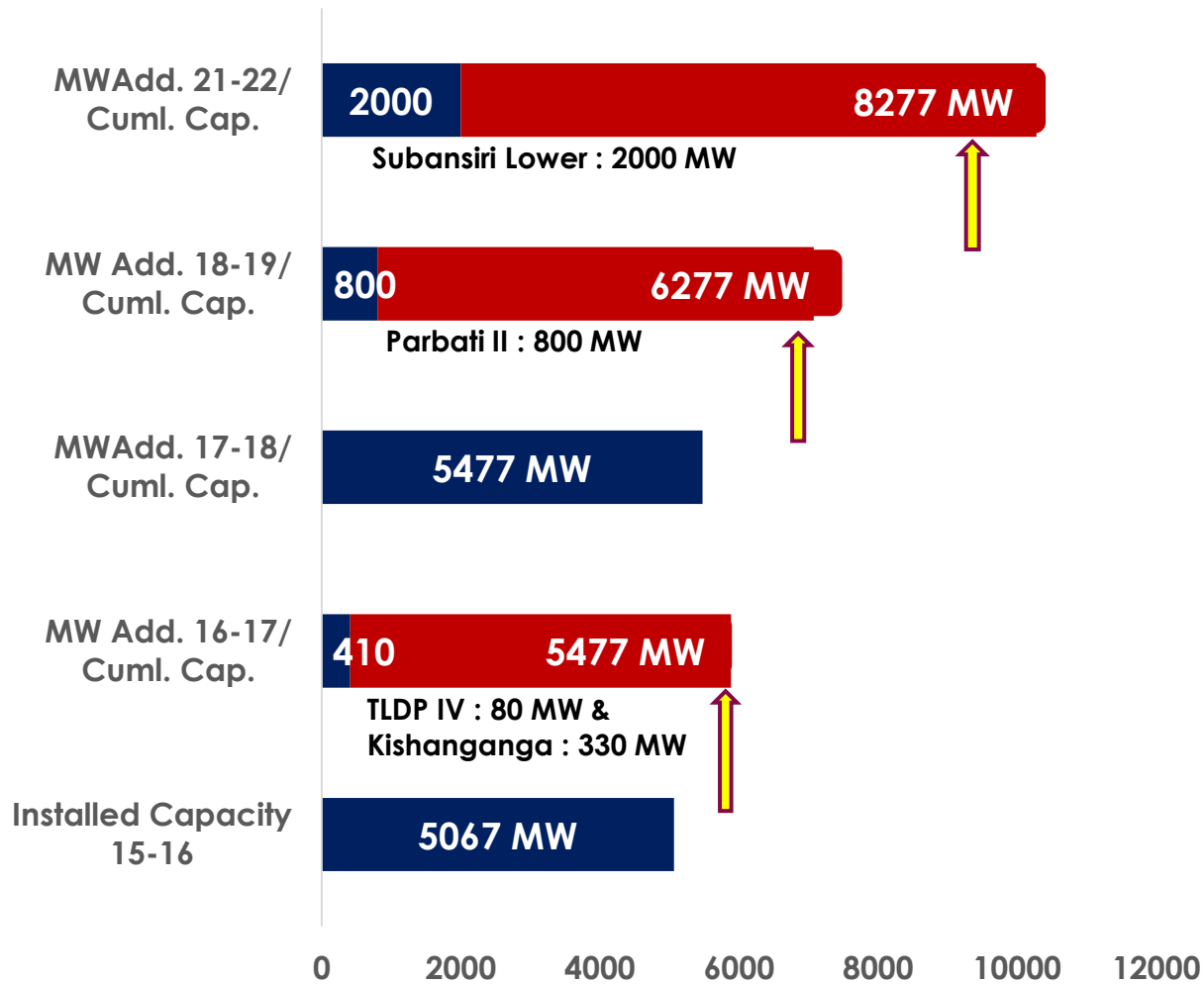
Secondary Energy : FY16-Rs.31 Crore, FY15-Rs.100 Cr

PAF Incentive : FY16- Rs.36 crore FY15- Rs.21 Cr.

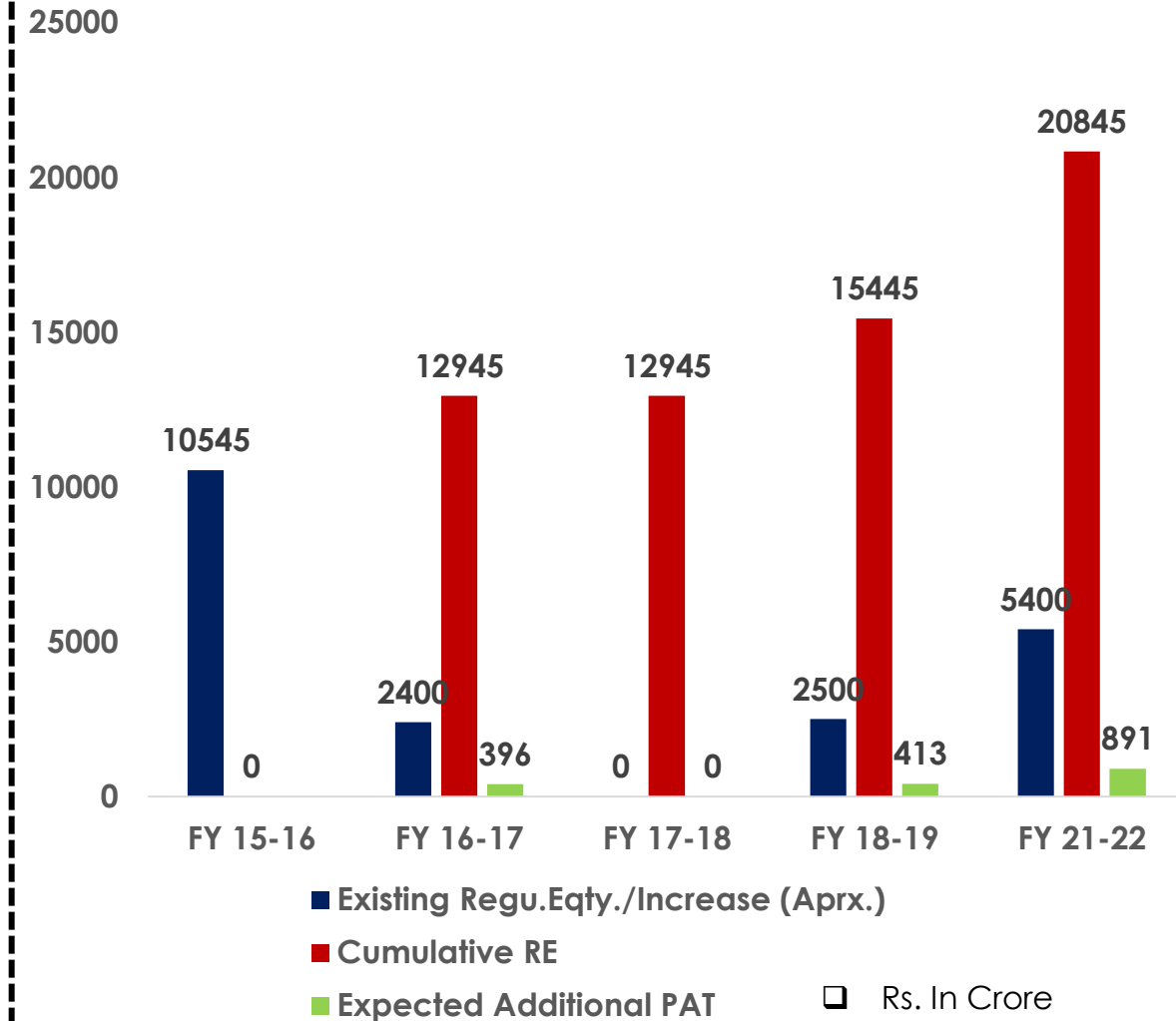


NHPC –Progressive Physical & Financial Schedule

Progressive Physical Chart



Progressive Financial Chart



Power Station with highest generation for the year 15-16 : Salal (3591 MU, D.E-3082 MU)

Pre PIB Clearance for the following two projects

S. No.	Projects	Installed Capacity (MW)	Design Energy (MUs)	Cost (In Crore) & PL	Status
1	Teesta-IV (4x130) (Sikkim)	520	2373	4760 (Feb 16)	All statutory clearances received. Approval of pre-investment activities conveyed by MoP on 03.05.2016.
3	Tawang –II (4x200) (Ar. Pradesh)	800	3622	7829.08 (Sep. 15)	All statutory clearances received. PIB Memo regarding pre-investment activities circulated on 05.01.2016. Reply to comments of NITI Aayog, MoF, CEA & MoSPI have been furnished. After receipt of recommendations of PIB, Draft PIB Memo shall be submitted to MOP for project implementation.
Total		1320	5995	12589.08	



F.Y	Amount (Rs. In Crore)	Remarks
2012-13	3307	(Actual)
2013-14	3219	(Actual)
2014-15	2615	(Actual)
2015-16	2793	(Actual)
2016-17	3958	BE



Going Forward CAPEX is expected to be higher after resumption of active Construction works at Subansiri Lower Project and clearance of pipelined projects.

NHPC's Efforts In Govt. of India's Flagship Programme "Swachh Bharat Abhiyan" Appreciated

- NHPC has taken up several CSR & Sustainable Development activities with a total expenditure of Rs 73 Cr during FY'16.
- NHPC successfully constructed a total of 7142 toilets under Swachh Vidyalaya Abhiyan in a span of one year.
- Other CSR activities includes Education, Health care, Rural Development, Environment & Sustainability, Women Empowerment/Senior Citizen,, CSR Capacity Building, Sports, Art & Culture etc.
- 40 officers from NHPC were felicitated by Hon'ble Union Minister of State (Independent Charge) for Power, Coal, New & Renewable Energy for Commendable work towards Swachh Bharat Abhiyan by NHPC.

CSR Expenditure			
Particulars	FY'16	FY'15	% Change
Budget Allocation	122	66	85
Total CSR Expenditure	73	52	40
Expenditure on Swachh Bharat Abhiyan out of total Expenditure Above	59	23	157

- ❖ Two units (2X40) of TLDP IV have been commissioned and started commercial operation on 11.03.16 & 31.03.16
- ❖ Highest ever generation of 23679 MU against corresponding generation of 22038 MU during FY'15. The generation has surpassed the excellent MOU generation target of 22000 MU.
- ❖ A MoU has been signed on 10.02.2016 with MAHAGENCO/ Government of Maharashtra for development of 50MW Grid connected Solar Power Projects in Maharashtra by NHPC during 2016-17.
- ❖ An agreement has been signed on December 01, 2015 with M/s Teesta Urja Limited (A Govt, of Sikkim Enterprises) for providing Project Management Consultancy Services for the balance works of 1200MW Teesta Statge-III H.E. project in Sikkim.
- ❖ MOU with Solar Energy Corporation of India (SECI) has been signed on September 30, 2015 for development of 250 MW Grid connected Solar Projects in India by NHPC on ownership basis in a time frame of 5 years, in association with SECI.
- ❖ MOU with WBSEDCL signed on 03.07.15 for development of four Hydro Projects with total capacity of 293 MW in Teesta Basin of 84 MW Teesta Intermediate H.E. Project, 81 MW Teesta Low Dam I & II H.E. Project, 48 MW Rammam H.E. Project Stage-I and 80 MW Teesta Low Dam-V H.E. Project.
- ❖ Govt. of India has divested 11.36% of the paid up capital of the company through stock exchange mechanism of Offer for Sale (OFS) and post OFS the GOI holding stands at 74.60% and balance 25.60% is held by the public.

Other Business Initiative

- Solar Energy
- Thermal Energy
- Wind Energy



Clean Power For EVERY HOME

Renewable Energy – Wind Power



Wind Power Project on EPC Contract Basis in Jaisalmer District of Rajasthan

21

<ul style="list-style-type: none">Name of the Contractor : M/s INOX Wing Limited.Scope : 50 MW Wind Energy Project in Rajasthan on EPC Contract Basis with comprehensive Operation & Maintenance for 10 years.	<ul style="list-style-type: none">Estimated Project Cost- Rs 302.50 Crores
<ul style="list-style-type: none">Expected Capacity Utilization Factor :26%	<ul style="list-style-type: none">Annual Generation : 94.25 MU
<ul style="list-style-type: none">Schedule Life of the Project : 20 Years	
<ul style="list-style-type: none">Current Status : Project commissioned & to start commercial operation shortly.	



Wind Power Project in Palakkad District of Kerala

<ul style="list-style-type: none">MOU signed with Government of Kerala on 06.01.2014 for development of wind energy project of 82MW in Palakkad District of Kerala on BOOT basis.
<ul style="list-style-type: none">NIWE (C-WET) prepared draft DPR of the project in Aug-14.
<ul style="list-style-type: none">Comments from State Renewable Agency and KSEB incorporated in DPR.Final DPR accepted on 03.10.2015.
<ul style="list-style-type: none">Current Status : Logistic study under progress.

Other Business Initiative – Solar Power & Thermal

22

Solar Power



50 MW Solar Power Project in Jalaun, Uttar Pradesh

JVC of NHPC Ltd. & UPNEDA namely 'Bundelkhand Saur Urja Limited' formed on 02.02.2015

Share of NHPC & UPNEDA : $\geq 74 : \leq 26$

Current Status: Land for setting up a new project is being explored.

Thermal Power



MOU With BSPGCL & PIRPAINTI BIJLEE COMPANY 1320 MW (660x2)

Supercritical Thermal Power Plant with installed capacity of 1320 MW (2*660) to be developed through JVC in Pirpainti, Bhagalpur, Bihar.

MoU has been signed on 22.02.2014 amongst NHPC Ltd, Bihar State Power Generation Company Limited (BSPGCL) and Pirpainti Bijlee Company Pvt Limited (PBCPL).

NHPC will acquire 74% stake in PBCPL.

Current Status : PIB for pre investment activities under examination by Ministry of Power.

Power Station Having Highest PAF of the year in 15-16 : Sewa II (97.90 % against NAPAF of 85%)

NHPC Projects At A Glance



NHPC-Energising India With Hydropower

S. No	NHPC Project & State	Installed Capacity (MW)	Design Energy (MU)	Year of comm.	Completion Cost	Tariff (15-16) (Rs. /Kwh)	Type of the project
1	Baira Siul (3x60) Himachal Pradesh	180	779.28	1981	148.08	1.86	Run of River (ROR) with small pondage
2	Loktak, (3*35) Manipur	105	448.00	1983	135.68	3.46	Storage
3	Salal, (6x115) Jammu & Kashmir	690	3082.00	1987	959.16	1.05	ROR
4	Tanakpur, (3x40) Uttarakhand	120	452.19	1992	379.16	2.80	ROR
5	Chamera-I, (3x180) Himachal Pradesh	540	1664.55	1994	2400	2.08	Storage
6	Uri-I, (4x120) Jammu & Kashmir	480	2587.38	1997	3300	1.61	ROR
7	Rangit, (3*20) Sikkim	60	338.61	2000	492.26	3.41	ROR with small pondage
8	Chamera-II, (3*100) Himachal Pradesh	300	1499.89	2004	RC-1987.03 (Mar-04)	2.74	ROR with small pondage
9	Dhauliganga-I, (4x70) Uttarakhand	280	1134.70	2005	1788.07	2.96	ROR with small pondage.
10	Dulhasti, (3x130) Jammu & Kashmir	390	1907.00	2007	5228.49	6.16	ROR with small pondage

S.No.	NHPC Project	Installed Capacity (MW)	Design Energy (MU)	Year of Comm.	Completion Cost	Tariff (15-16) (Rs. /Kwh)	Type of the project
11	Teesta-V, (3x170) Sikkim	510	2573.00	2008	2656.95	2.34	ROR with small pondage
12	Sewa-II, (3x40) Jammu & Kashmir	120	533.52	2010	RC-1108.83 (Jul-10)	4.33	ROR with small pondage
13	Chamera-III , (3*77) Himachal Pradesh	231	1108.17	2012 (Jun)	2049.44	4.25	ROR with small pondage
14	Chutak , (4x11) Jammu & Kashmir	44	212.93	2013 (Jan)	RC-893.77 (Jul-10)	6.83	ROR
15	TLDP-III, (4x33) West Bengal	132	594.42	2013 (Apr)	1972.99	6.19	ROR with small pondage
16	Nimoo Bazgo, (3x15) Jammu & Kashmir	45	239.00	2013 (Oct)	985.15	8.76	ROR with small pondage
17	Uri –II, (4x60) Jammu & Kashmir	240	1123.76	2014 (Mar)	2290.19	4.54	ROR
18	Parbati-III (4x130) Himachal Pradesh	520	701.40	2014 (June)	RC-2715.92 (Mar-11)	5.48	ROR with small pondage
19	TLDP IV (2*40), West Bengal	80	360				Run of River with small pondage
	Total-A	5067	21339			3.09	

S.No	Project	Installed Capacity (MW)	Design Energy (MU)	Year of Comm.	Completion Cost	Tariff 15-16 (Rs./Kwh)	Type of the project
Projects Commissioned with Subsidiary							
1	Indrasagar, (8x125) Madhya Pradesh	1000	1714.55	2005	4576.38	3.12	Storage
2	Omkareshwar, (8x65) Madhya Pradesh	520	865.05	2007	3027.26	4.80	Storage
	Total-B	1520	2579.60		7603.64		
	Grand Total(A+B)	6587					

NHPC: Projects Under Construction

NHPC Project	Installed Capacity (MW)	Design Energy (MU)	Type of the project	CCEA Estimated Cost (Rs. Crore) (Price Level)	Anticipated Project Cost (Rs. Crore)	Provisional Project Expenditure till –March'16 (Rs. Crore)	Expected Commissioning Schedule
TLDP IV (40x2) West Bengal	80	360	Run of River with small pondage	1061.38 (MAR05)	2193.08 (SEP 15)	2011.96	FY 16-17 (Q-2)
Subansiri Lower (250X8) Assam/ Ar. Pradesh	2000	7421	Reservoir	6285.33 (DEC02)	18063.89 (SEP15)	8357.64	Shall be finalized after resumption of works
Parbati II (200x4) Himachal Pradesh	800	3108.66	Run of River with small pondage	3919.59 (DEC01)	8398.76 (Mar15)	5548.25	FY 18-19 (Q-3)
Kishanganga (110x3) Jammu & Kashmir	330	1350	Run of River with small pondage	3642.06 (SEP07)	5751.47 (SEP 15)	4490.39	FY 16-17 (Q-3)
Total-A	3210	12239.66		14908.36	34407.2	20408.24	

S.No.	Projects	Installed Capacity (MW)	Design Energy (MUs)	Cost (In Crore) & PL	Status
1	Kotli BheI-IA (3x65) (Uttarakhand)	195	1025	2091.85 (May 13)	In the PIB Meeting on 23 rd Oct'13, project was recommended for investment subject to clearance from Hon'ble SC for Uttarakhand Projects. Decision of Hon'ble SC is awaited.
2	Teesta-IV (4x130) (Sikkim)	520	2373	4760 (Feb 16)	All statutory clearances received. Approval of pre-investment activities conveyed by MoP on 03.05.2016.
3	Dibang (12x240) (Ar. Pradesh)	2880	11223	26000 (Approx.)	Ministry of Environment, Forest & Climate Change, Govt. of India has conveyed 'In principle' approval for diversion forest land in favour of NHPC Ltd. on 15.04.2015. Further. MoEF & CC has issued Environment Clearance to the Project on 19.05.2015. Updated DPR is under progress.
4	Tawang -I (3x200) (Ar. Pradesh)	600	2963	6273.28 (Sep 15)	All statutory Clearances have been received except Forest clearance for want of compliance under FRA 2006 and Basin Study Report which has been submitted and accepted. After receipt of Forest Clearance (Stage-I), the process for PIB / CCEA shall be initiated. Draft PIB Memo for pre-investment activities submitted to MOP.
5	Tawang -II (4x200) (Ar. Pradesh)	800	3622	7829.08 (Sep 15)	All statutory clearances received. PIB Memo regarding pre-investment activities circulated on 05.01.2016. Reply to comments of NITI Aayog, MoF, CEA & MoSPI have been furnished. After receipt of recommendations of PIB, Draft PIB Memo shall be submitted to MOP for project implementation.
Total		4995	21206	46954.21	

NHPC –JV Projects Under Clearance

29

Projects Under JV

S.No	Projects	Installed Capacity (MW)	Design Energy (MUs)	Cost (In Cr.) & PL	Status
1	Chenab valley Power Projects Ltd. (JV between NHPC (49%) JKSPDC (49%), & PTC (2%))				
i)	Pakal Dul (4x250) J&K	1000	3330.18	8112.12 (Mar 13)	MoP vide letter dated 28.10.14 conveyed the Cabinet sanction for investment for Pakaldul. .
ii)	Kiru (4x156) J&K	624	2301.81	4068.13 (Jan 12)	TEC, EC under process. FC recommended by FAC of J&K on 22.08.2013. Formal FC letter awaited.
iii)	Kwar (4x135) J&K	540	1976.84	4375.50 (Jan12)	TEC and EC under process. FC accorded by State Forest Department on 08.08.2014.
TOTAL		2164	7608.83	16555.75	

Foreign Assignment Under JV Scheme

1	Chamkharchhu (Bhutan)	770	3344.47	6406.07 (Jan 14)	<ul style="list-style-type: none"> Project to be developed by JVC of NHPC and DRUKGreen Power Corporation, Bhutan. An updated PIB has been resubmitted to MOP. Joint venture Agreement cum Share Holder's Agreement of proposed JV Company under finalisation for signing.
JV Grand Total		2934	10953.30	22961.82	

Projects Under Subsidiary

S.No	Projects	Installed Capacity (MW)	Design Energy (MUs)	Cost (In Cr.) & PL	Status
1	Loktak D/S (2x33) Manipur (JV between NHPC (74%) & Govt. of Manipur (26%))	66	330.24	1551.42 (Feb 15)	<ul style="list-style-type: none"> ▪ JVC formed & Board started functioning. ▪ Concurrence of CEA, is available. ▪ Environmental clearance has been accorded in Jan'13. ▪ Forest Clearance has been accorded by MOEF on 22.12.2014. ▪ Updated DPR has been submitted to CEA, which is under examination in CEA/CWC.
TOTAL		66		1551.42	

S. No.	Projects	State	Installed Capacity (MW)
Projects Under FR/DPR Preparation			
1	Bursar	Jammu & Kashmir	800
2	Dhauliganga Intermediate	Uttarakhand	210
3	Gauriganga-III A	Uttarakhand	120
	Total		1130



Thank
You

