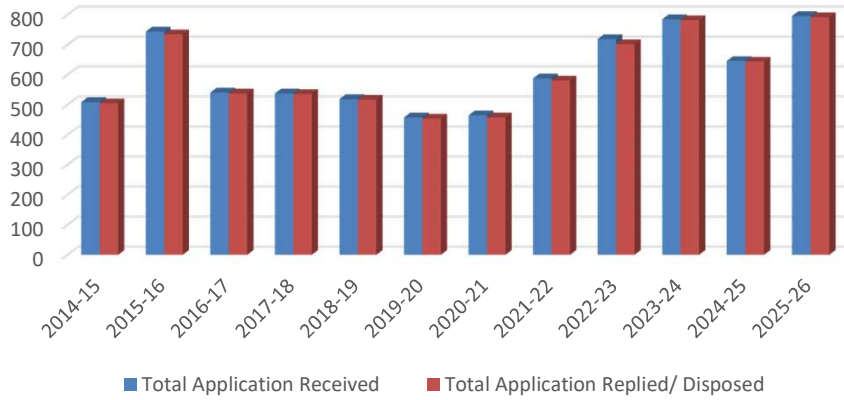


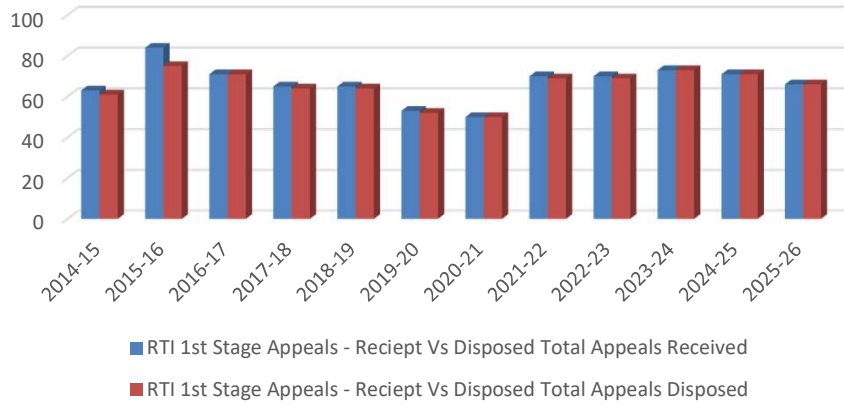
### RTI Applications - Receipt Vs Disposed



### RTI Applications - Receipt Vs Disposed

Year	Total Application Received	Total Application Replied/ Disposed	% Disposal
2014-15	509	505	99.21
2015-16	744	735	98.79
2016-17	541	538	99.45
2017-18	538	536	99.63
2018-19	519	517	99.61
2019-20	458	454	99.13
2020-21	465	458	98.49
2021-22	588	581	98.81
2022-23	719	702	97.64
2023-24	785	782	99.62
2024-25	646	644	99.69
2025-26	796	792	99.50

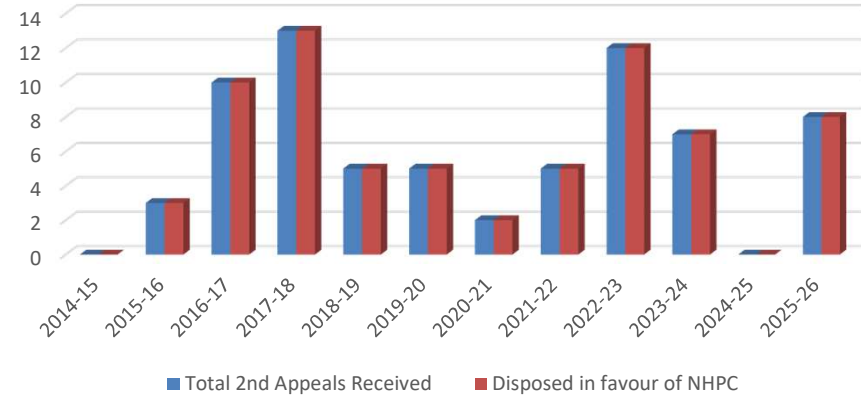
### RTI 1st Stage Appeals - Receipt Vs Disposed



### RTI 1st Stage Appeals - Receipt Vs Disposed

Year	Total Appeals Received	Total Appeals Disposed	% Disposal
2014-15	63	61	96.83
2015-16	84	75	89.29
2016-17	71	71	100.00
2017-18	65	64	98.46
2018-19	65	64	98.46
2019-20	53	52	98.11
2020-21	50	50	100.00
2021-22	70	69	98.57
2022-23	70	69	98.57
2023-24	73	73	100.00
2024-25	71	71	100.00
2025-26	66	66	100.00

### RTI-2nd-Stage Appeals (CIC) - Receipt Vs Disposed



### RTI-2nd-Stage Appeals (CIC) - Receipt Vs Disposed

Year	Total 2nd Appeals Received	Disposed in favour of NHPC	% Disposal in Favour
2014-15	0	0	100.00
2015-16	3	3	100.00
2016-17	10	10	100.00
2017-18	13	13	100.00
2018-19	5	5	100.00
2019-20	5	5	100.00
2020-21	2	2	100.00
2021-22	5	5	100.00
2022-23	12	12	100.00
2023-24	7	7	100.00
2024-25	0	0	100.00
2025-26	8	8	100.00