

**NHPC RENEWABLE
ENERGY LIMITED
Balance Sheet
as on
31st March 2024**



INDEPENDENT AUDITORS' REPORT

To the Members of NHPC Renewable Energy Limited

Report on the Audit of the Standalone Financial Statements

Opinion

We have audited the accompanying Standalone Financial Statements of **NHPC Renewable Energy Limited** ("the Company"), which comprise the Balance Sheet as at March 31, 2024, the Statement of Profit and Loss (including Other Comprehensive Income), Statement of Changes in Equity and Statement of Cash Flows for the year ended, and Notes to the Standalone Financial Statements, including a summary of significant accounting policies and Other Explanatory Notes for the year ended on that date (hereinafter referred to as "Financial Statements").

In our opinion and to the best of our information and according to the explanations given to us, the aforesaid Standalone Financial Statements give the information required by the Companies Act 2013 ("the Act") in the manner so required and give a true and fair view in conformity with the accounting principles generally accepted in India, of the state of affairs of the Company as at March 31, 2024, and profit, changes in equity and its cash flows for the year ended on that date.

Basis for Opinion

We conducted our audit in accordance with the Standards on Auditing (SAs) specified under section 143(10) of the Act. Our responsibilities under those Standards are further described in the Auditors' Responsibilities for the Audit of the Standalone Financial Statements section of our report. We are independent of the Company in accordance with the Code of Ethics issued by the Institute of Chartered Accountants of India together with the ethical requirements that are relevant to our audit of the Standalone Financial Statements under the provisions of the Act and the Rules thereunder, and we have fulfilled our other ethical responsibilities in accordance with these requirements and the Code of Ethics. We believe that the audit evidence we have obtained is sufficient and appropriate to provide a basis for our audit opinion on the Standalone Financial Statement.

Key Audit Matters

Key audit matters are those matters that, in our professional judgment, were of most significance in our audit of the standalone financial statements of the current period. These matters were addressed in the context of our audit of the standalone financial statements as a whole, and in forming our opinion thereon, and we do not provide a separate opinion on these matters. No matter has been considered to be the Key Audit Matters for incorporation in our Report.





Rajesh Shankar & Associates Chartered Accountants

Information other than the Financial Statements and Auditors' Report thereon

The Company's Board of Directors is responsible for the other information. The other information comprises the information included in the Annual Report, but does not include the Standalone Financial Statements and our auditors' report thereon. The other information as stated above is expected to be made available to us after the date of this auditors' report.

Our opinion on the Standalone Financial Statements does not cover the other information and we do not express any form of assurance conclusion thereon.

In connection with our audit of the Standalone Financial Statements, our responsibility is to read the other information identified above when it becomes available, and, in doing so, consider whether the other information is materially inconsistent with the Standalone Financial Statements or our knowledge obtained during the course of our audit or otherwise appears to be materially misstated.

When we read the other information as stated above and if we conclude that there is a material misstatement therein, we are required to report that fact. We have nothing to report in this regard.

Responsibilities of Management and Those Charged with Governance for the Standalone Financial Statements

The Company's Board of Directors is responsible for the matters stated in section 134(5) of the Act with respect to the preparation of these Standalone Financial Statements that give a true and fair view of the state of affairs (financial position), Profit or Loss (financial performance including other comprehensive income), changes in equity and cash flows of the Company in accordance with the accounting principles generally accepted in India, including the Indian Accounting Standards specified under section 133 of the Act read with the Companies (Indian Accounting Standard) Rules, 2015, as amended.

This responsibility also includes maintenance of adequate accounting records in accordance with the provisions of the Act for safeguarding of the assets of the Company and for preventing and detecting frauds and other irregularities; selection and application of appropriate accounting policies; making judgments and estimates that are reasonable and prudent; and design, implementation and maintenance of adequate internal financial controls, that were operating effectively for ensuring the accuracy and completeness of the accounting records, relevant to the preparation and presentation of the Standalone Financial Statements that give a true and fair view and are free from material misstatement, whether due to fraud or error.

In preparing the Standalone Financial Statements, management is responsible for assessing the Company's ability to continue as a going concern, disclosing, as applicable, matters related to going concern and using the going concern basis of accounting unless management either



Head Office: DY-257, Arya Nagar, Ballabgarh, Faridabad - 121004

Branch Office: Suite No: 214-215, RG Sqaure, IP Extension, Patparganj, Delhi-110092

Phone: +91 11 49049714, Mobile: 9811111702, Website: www.cparsa.in Email: admin@cparsa.in



Rajesh Shankar & Associates Chartered Accountants

intends to liquidate the Company or to cease operations, or has no realistic alternative but to do so.

Those Board of Directors are also responsible for overseeing the Company's financial reporting process.

Auditors' Responsibility for the Audit of the Standalone Financial Statements

Our objectives are to obtain reasonable assurance about whether the Standalone Financial Statements as a whole are free from material misstatement, whether due to fraud or error, and to issue an auditors' report that includes our opinion. Reasonable assurance is a high level of assurance, but is not a guarantee that an audit conducted in accordance with Standard on Auditing (SAs) will always detect a material misstatement when it exists. Misstatements can arise from fraud or error and are considered material if, individually or in the aggregate, they could reasonably be expected to influence the economic decisions of users taken on the basis of these Standalone Financial Statements.

As part of an audit in accordance with SAs, we exercise professional judgment and maintain professional scepticism throughout the audit. We also:

- Identify and assess the risks of material misstatement of the Standalone Financial Statements, whether due to fraud or error, design and perform audit procedures responsive to those risks, and obtain audit evidence that is sufficient and appropriate to provide a basis for our opinion. The risk of not detecting a material misstatement resulting from fraud is higher than for one resulting from error, as fraud may involve collusion, forgery, intentional omissions, misrepresentations, or the override of internal control;
- Obtain an understanding of internal control relevant to the audit in order to design audit procedures that are appropriate in the circumstances. Under section 143(3)(i) of the Act, we are also responsible for expressing our opinion on whether the Company has adequate internal financial controls system with reference to Standalone Financial Statements in place and the operating effectiveness of such controls;
- Evaluate the appropriateness of accounting policies used and the reasonableness of accounting estimates and related disclosures made by management;
- Conclude on the appropriateness of management's use of the going concern basis of accounting and, based on the audit evidence obtained, whether a material uncertainty exists related to events or conditions that may cast significant doubt on the Company's ability to continue as a going concern. If we conclude that a material uncertainty exists, we are required to draw attention in our auditors' report to the related disclosures in the Standalone Financial Statements or, if such disclosures are inadequate, to modify our opinion. Our conclusions are based on the audit evidence obtained up to the date of our



Head Office: DY-257, Arya Nagar, Ballabgarh, Faridabad - 121004

Branch Office: Suite No: 214-215, RG Sqaure, IP Extension, Patparganj, Delhi-110092

Phone: +91 11 49049714, Mobile: 9811111702, Website: www.cparsa.in Email: admin@cparsa.in



Rajesh Shankar & Associates Chartered Accountants

auditors' report. However, future events or conditions may cause the Company to cease to continue as a going concern; and

- Evaluate the overall presentation, structure and content of the Standalone Financial Statements, including the disclosures, and whether the Standalone Financial Statements represent the underlying transactions and events in a manner that achieves fair presentation.

Materiality is the magnitude of misstatements in the Standalone Financial Statements that, individually or in aggregate, makes it probable that the economic decisions of a reasonably knowledgeable user of the Standalone Financial Statements may be influenced. We consider quantitative materiality and qualitative factors in (i) planning the scope of our audit work and in evaluating the results of our work; and (ii) to evaluate the effect of any identified misstatements in the Standalone Financial Statements.

We communicate with those charged with governance regarding, among other matters, the planned scope and timing of the audit and significant audit findings, including any significant deficiencies in internal control that we identify during our audit.

We also provide those charged with governance with a statement that we have complied with relevant ethical requirements regarding independence, and to communicate with them all relationships and other matters that may reasonably be thought to bear on our independence, and where applicable, related safeguards.

From the matters communicated with those charged with governance, we determine those matters that were of most significance in the audit of the Standalone Financial Statements of the current period and are therefore the key audit matters. We describe these matters in our auditors' report unless law or regulation precludes public disclosure about the matter or when, in extremely rare circumstances, we determine that a matter should not be communicated in our report because the adverse consequences of doing so would reasonably be expected to outweigh the public interest benefits of such communication.

Report on Other Legal and Regulatory Requirements

- i. As required by the Companies (Auditor's Report) Order, 2020 ("the Order"), issued by the Central Government of India in terms of sub-section (11) of section 143 of the Act, we give in the "Annexure A" a statement on the matters specified in paragraphs 3 and 4 of the Order, to the extent applicable.
- ii. Based on the verification of books of account of the Company and according to information and explanations given to us, we give below a report on the Directions issued by the Comptroller and Auditor General of India in terms of Section 143(5) of the Act:





Rajesh Shankar & Associates Chartered Accountants

Sl. No.	Directions	Reply
1	Whether the Company has system in place to process all the accounting transactions through IT system? If yes, the implications of processing of accounting transactions outside IT system on the integrity of the accounts along with the financial implications, if any, may be stated.	<p>According to the information and explanations given to us and based on our audit, all accounting transactions are routed through ERP system implemented by the Company. Period end Standalone Financial Statements are compiled offline based on balances and transactions generated from ERP system.</p> <p>We have neither been informed nor we have come across during the course of our audit any accounting transactions having impact on the integrity of the accounts along with the financial implications which have been processed outside the IT system.</p>
2	Whether there is any restructuring of an existing loan or cases of waiver/write off of debts/loans/interest etc. made by a lender to the Company due to the Company's inability to repay the loan? If yes, the financial impact may be stated. Whether such cases are properly accounted for?	The Company has not taken any loan till date; as such this point is not applicable.
3	Whether funds (grants/ subsidy etc.) received/receivable for specific schemes from Central/State Government or its agencies were properly accounted for/utilized as per its terms and conditions? List the cases of deviation.	The Company has not received any such funds , as such this point is not applicable

iii. Further to our comments in the annexure referred to in the paragraph above, as required by Section 143(3) of the Act, we report that:

- we have sought and obtained all the information and explanations which to the best of our knowledge and belief were necessary for the purposes of our audit;
- in our opinion, proper books of account as required by law have been kept by the Company so far as it appears from our examination of those books;





Rajesh Shankar & Associates Chartered Accountants

- c) the Balance Sheet, the Statement of Profit and Loss (including Other Comprehensive Income), the Statement of Changes in Equity and the Statement of Cash Flows dealt with by this Report are in agreement with the books of account;
- d) In our opinion, the aforesaid Standalone Financial Statements comply with the Indian Accounting Standards specified under Section 133 of the Act read with the Companies (Indian Accounting Standard) Rules, 2015, as amended.
- e) In terms of Notification no. G.S.R. 463 (E) dated 05th June 2015 issued by the Ministry of Corporate Affairs, provisions of Section 164(2) of the Act regarding disqualifications of the Directors, are not applicable as it is a Government Company;
- f) With respect to the adequacy of the internal financial controls with reference to Standalone Financial Statements of the Company and the operating effectiveness of such controls, refer to our separate Report in "Annexure B". Our report expresses an unmodified opinion on the adequacy and operating effectiveness of the Company's internal control; and
- g) With respect to the other matters to be included in the Auditors' Report in accordance with Rule 11 of the Companies (Audit and Auditors) Rules, 2014, in our opinion and to the best of our information and according to the explanations given to us:
- i. The Company does not have any pending litigations which would impact its financial position.;
 - ii. The Company did not have any long-term contracts including derivative contracts and thereby requirement for making provision in this respect is not applicable to the Company;
 - iii. There were no amounts which were required to be transferred to the Investor Education and Protection Fund by the Company;
 - iv. As per notification number G.S.R. 463 (E) dated 5th June, 2015 issued by Ministry of Corporate Affairs, section 197 of the Act as regards the managerial remuneration is not applicable to the Company, since it is a Government Company;
 - v. a. The management has represented that, to the best of its knowledge and belief, no funds have been advanced or loaned or invested (either from borrowed funds or share premium or any other sources or kind of funds) by the Company to or in any other persons or entities, including foreign entities ("Intermediaries"), with the understanding, whether recorded in writing or otherwise, that the Intermediary shall:





Rajesh Shankar & Associates Chartered Accountants

- Directly or indirectly lend or invest in other persons or entities identified in any manner whatsoever ("Ultimate Beneficiaries") by or on behalf of the Company or
 - provide any guarantee, security or the like to or on behalf of the Ultimate Beneficiaries.
- b. The management has represented, that, to the best of its knowledge and belief, no funds have been received by the Company from any persons or entities, including foreign entities ("Funding Parties"), with the understanding, whether recorded in writing or otherwise, that the Company shall:
- Directly or indirectly, lend or invest in other persons or entities identified in any manner whatsoever ("Ultimate Beneficiaries") by or on behalf of the Funding Party or
 - provide any guarantee, security or the like from or on behalf of the Ultimate Beneficiaries; and
- c. Based on such audit procedures as considered reasonable and appropriate in the circumstances, nothing has come to our notice that has caused us to believe that the representations under sub clause (v)(a) and (v)(b) contain any material mis-statement.
- vi. The Company has not declared or paid any dividend during the year.
- vii. Based on our examination which included test checks, the Company has used an accounting software for maintaining its books of account which has a feature of recording audit trail (edit log) facility and the same has operated throughout the year for all relevant transactions recorded in the software. Further, during the course of our audit we did not come across any instance of audit trail feature being tampered with. Additionally, the audit trail has been preserved by the company as per the statutory requirements for record retention.

For Rajesh Shankar & Associates

Chartered Accountants

Firm Registration No. 012038N

Meenakshi



Meenakshi Aggarwal

Partner

Membership No. : 092026

UDIN: 24092026BKDHNM3296

Place: Faridabad

Date: 30.04.2024

Head Office: DY-257, Arya Nagar, Ballabgarh, Faridabad - 121004

Branch Office: Suite No: 214-215, RG Sqaure, IP Extension, Patparganj, Delhi-110092

Phone: +91 11 49049714, Mobile: 9811111702, Website: www.cparsa.in Email: admin@cparsa.in



Rajesh Shankar & Associates Chartered Accountants

ANNEXURE "A" TO THE INDEPENDENT AUDITORS' REPORT

(Referred to in paragraph (i) of the section on 'Report on Other Legal and Regulatory Requirements' of our report of even date)

To the Members of NHPC Renewable Energy Limited

The Annexure referred to in our Independent Auditors' Report to the members of the Company on the financial statement for the year ended 31 March 2024, we report that;

- i. (a) (A) The Company has maintained proper records showing full particulars, including quantitative details and situations of Property, Plant and Equipment.

(B) The Company does not have any intangible assets, therefore the provisions of Clause 1(a) (B) is not applicable.
- (b) As per the information and explanations given to us and on the basis of our examination of the records of the Company, the Property, Plant and Equipment have been physically verified by the management in a phased manner, which in our opinion is reasonable, having regard to the size of Company and nature of its business. No material discrepancies were noticed on such verification during the year as informed by the management.
- (c) According to the information and explanations given to us, the Company does not have any immovable properties (including leased assets where the Company is a lessee) of land and building, which are not held in the name of the Company as on the balance sheet date.
- (d) According to the information and explanations given to us and on the basis of our examination of the records of the Company, the Company has not revalued its Property, plant and equipment (including Right-of-use assets). Therefore, the provisions of Clause (i)(d) of paragraph 3 of the order are not applicable to the company.
- (e) According to the information and explanations given to us and on the basis of our examination of the records of the Company, there are no proceedings initiated or pending against the Company for holding any benami property under the Prohibition of Benami Property Transactions Act, 1988 and rules made thereunder. Accordingly, reporting under clause 3(i)(e) of the Order is not applicable to the Company.





Rajesh Shankar & Associates Chartered Accountants

- ii. (a) As informed, Company does not have any inventory. Accordingly, reporting under clause 3(ii)(a) of the Order is not applicable to the Company.
- (b) According to the information and explanations given to us and on the basis of our examination of the records of the Company, the Company has not been sanctioned any working capital limits in excess of five crore rupees, in aggregate, from banks on the basis of security of current assets, Accordingly, reporting under clause 3(ii)(b) of the Order is not applicable to the Company.
- iii. According to the information and explanations given to us and on the basis of our examination of the records of the Company, the Company has not made any investments in, provided any guarantee or security or granted any loans or advances in the nature of loans, secured or unsecured to companies, firms, Limited Liability Partnerships (LLPs) or any other parties during the year. Subsidiaries and joint venture and provided guarantee to a bank in respect of loan taken by a subsidiary company. Accordingly, reporting under clause 3(iii) of the Order is not applicable to the Company.
- iv. In our opinion and according to information and explanations given to us the Company has, in respect of loans, investments, guarantees, and security, complied with the provisions of section 185 and 186 of the Act.
- v. In our opinion and according to the information and explanation given to us the Company has not accepted any deposits or there is no amount which has been considered as deemed deposits within the meaning of sections 73 to 76 of the Act and the rules made thereunder, to the extent applicable. Accordingly, the requirement to report on clause 3(v) of the Order is not applicable.
- vi. During the year, the Company is not required to maintain Cost Records as prescribed by the Central Government under Section 148(1) of the Companies Act, 2013. Therefore, the provisions of Clause 3(vi) of the Order is not applicable to the Company.
- vii. (a) According to the information and explanations given to us, during the year, the Company has generally been regular in depositing with appropriate authorities undisputed statutory dues including Goods and Services Tax, Provident Fund, Employees' State Insurance, Income Tax, Sales Tax, Service tax, Custom Duty, Excise Duty, Value Added Tax, Cess and other material statutory dues as applicable to it. There were no undisputed amounts payable in respect of Goods and Services Tax, Provident Fund, Employees' State Insurance, Income Tax, Sales Tax, Service tax, Custom Duty, Excise Duty, Value Added Tax, Cess and other material statutory dues in arrears as





Rajesh Shankar & Associates Chartered Accountants

at March 31, 2024 for a period of more than six months from the date they became payable.


- (b) According to the information and explanations given to us, there are no statutory dues referred to in sub clause (a) above that have not been deposited with the appropriate authorities on account of any disputes.
- viii. According to the information and explanations given to us and on the basis of our examination of the records of the Company, there were no transactions were surrendered or disclosed as income during the year in the tax assessments under the Income Tax Act, 1961 (43 of 1961) which have not been recorded in the books of accounts.
- ix. (a) In our opinion and on the basis of information and explanations given to us by the management, we are of the opinion that the Company has not defaulted in repayment of loans or other borrowings or in the payment of interest thereon to any lender.
- (b) According to the information and explanations given to us and on the basis of our examination of the records of the Company, the Company has not taken any loan from any bank or financial institution or other lender. Accordingly, the requirement to report on clause 3(ix)(b) of the Order is not applicable.
- (c) According to the information and explanations given to us and on the basis of our examination of the records of the Company, no loans were obtained by the Company. Accordingly, the requirement to report on clause 3(ix)(c) of the Order is not applicable.
- (d) According to the information and explanations given to us and on the basis of our examination of the records of the Company, no funds have been raised by the Company on short term basis, Accordingly, the requirement to report on clause 3(ix)(d) of the Order is not applicable.
- (e) According to the information and explanations given to us and on an overall examination of the financial statements of the Company, we report that the Company has not taken any funds from any entity or person on account of or to meet the obligations of its subsidiaries or joint ventures. Accordingly, clause 3(ix)(e) of the Order is not applicable.
- (f) According to the information and explanations given to us and procedures performed by us, we report that the Company has not raised loans during the year on the pledge of securities held in its subsidiaries or joint ventures. Accordingly, clause 3(ix)(f) of the Order is not applicable.





Rajesh Shankar & Associates Chartered Accountants

- x. (a) In our opinion and according to the information and explanations given to us, the Company has not raised any money by way of initial public offer or further public offer (including debt instruments) during the year. Accordingly, clause 3(x)(a) of the Order is not applicable.
- (b) According to the information and explanations given to us and based on our examination of the records of the Company, the Company has not made any preferential allotment or private placement of shares or fully or partly or optionally convertible debentures during the year. Accordingly, clause 3 (x)(b) of the Order is not applicable to the Company.
- xi. (a) Based on examination of the books and records of the Company and according to the information and explanations given to us, considering the principles of materiality outlined in Standards on Auditing, we report that no fraud by the Company or on the Company has been noticed or reported during the course of the audit.
- (b) According to the information and explanations given to us, no report under sub-section (12) of Section 143 of the Companies Act, 2013 has been filed by the auditors in Form ADT-4 as prescribed under Rule 13 of Companies (Audit and Auditors) Rules, 2014 with the Central Government.
- (c) According to the information and explanations given to us, no whistle blower complaints have been received by the company during the year.
- xii. The Company is not a Nidhi Company and the Nidhi Rules, 2014 are not applicable to it. Accordingly, reporting under clause 3(xii) of the Order is not applicable to the Company.
- xiii. According to the information and explanations given to us and based on our examination of the records of the Company, transactions with the related parties are in compliance with Section 177 and 188 of the Act where applicable and details of such transactions have been disclosed in the Note No. 34(6) of Standalone Financial Statements as required by the applicable accounting standards.
- xiv. (a) The company is having Internal Audit Department responsible for carrying out the internal audit of various sections at corporate office, power stations, project offices and other offices at periodical intervals as per the approved audit plan. The internal audit system adopted by the internal audit department is commensurate with the size and nature of the business of the company. Internal Audit is presently being carried out by the Internal Auditors of NHPC Limited as per the decision of NREL Board.





Rajesh Shankar & Associates Chartered Accountants

(b) We have considered the internal audit reports for the year under audit, submitted by Internal Audit Department to the Company during the year and till date, in determining the nature, timing and extent of our audit procedures.

- xv. According to the information and explanations given to us and as represented to us by the management and based on our examination of the records of the Company, the Company has not entered into non-cash transactions with directors or persons connected with him. Accordingly, clauses 3(xv) of the Order are not applicable.
- xvi. (a) The Company is not required to be registered under section 45-IA of the Reserve Bank of India Act, 1934.
- (b) The company has not conducted any Non-Banking Financial or Housing Finance activities during the year.
- (c) The company is not a Core Investment Company (CIC) as defined in the regulations made by the Reserve Bank of India.
- (d) As per the information and explanations received, the group does not have any CIC as part of the group.
- Accordingly, clauses 3(xvi) (a), (b), (c) and (d) of the Order are not applicable.
- xvii. The Company has not incurred any Cash Loss in the current financial year but has incurred Cash Loss of Rs. 190.31 Lacs (excluding depreciation, Income Tax and deferred tax) in the immediately preceding financial year.
- xviii. There has been no resignation of the statutory auditors during the year. Accordingly, reporting under clause 3(xviii) of the Order is not applicable to the Company.
- xix. According to the information and explanations given to us and on the basis of the financial ratios, ageing and expected dates of realization of financial assets and payment of financial liabilities, other information accompanying the financial statements, our knowledge of the plans of the Board of Directors and management and based on our examination of the evidence supporting the assumptions, nothing has come to our attention, which causes us to believe that any material uncertainty exists as on the date of the audit report that the Company is not capable of meeting its liabilities existing at the date of balance sheet as and when they fall due within a period of one year from the balance sheet date. We, however, state that this is not an assurance as to the future viability of the company. We further state that our



Rajesh Shankar & Associates Chartered Accountants

reporting is based on the facts up to the date of the audit report and we neither give any guarantee nor any assurance that all liabilities falling due within a period of one year from the balance sheet date, will get discharged by the company as and when they fall due.

- xx. (a) According to the information and explanations given to us, the Company does not fulfill the criteria as specified under section 135(1) of the Act read with the Companies (Corporate Social Responsibility Policy) Rules, 2014 and according, reporting under clause 3(xx) of the Order is not applicable to the Company.
- (b) In respect of ongoing projects, there are no amounts required to be transferred to unspent CSR Account as at the end of the previous Financial Year and for the current Financial Year. Accordingly, reporting under clause 3(xx)(b) of the order is not applicable to the company.
- xxi. The reporting under clause 3(xxi) of the Order is not applicable in respect of audit of Standalone Financial Statements. Accordingly, no comment in respect of the said clause has been included in this report.

For Rajesh Shankar & Associates
Chartered Accountants
Firm Registration No. 012038N

Meenakshi

Meenakshi Aggarwal
Partner

Membership No. : 092026

UDIN: 24092026BKDHWM3296



Place: Faridabad
Date: 30.04.2024



Rajesh Shankar & Associates Chartered Accountants

ANNEXURE "B" TO THE INDEPENDENT AUDITORS' REPORT

(Referred to in paragraph (iii) (f) under 'Report on Other Legal and Regulatory Requirements' of our report of even date)

Report on the Internal Financial Controls with reference to Standalone Financial Statements under Clause (i) of Sub-section 3 of Section 143 of the Act

We have audited the internal financial controls with reference to Standalone Financial Statements of **NHPC Renewable Energy Limited** ("the Company") as at March 31, 2024 in conjunction with our audit of the Standalone Financial Statements of the Company for the year ended on that date.

Management's Responsibility for Internal Financial Controls

The Company's management is responsible for establishing and maintaining internal financial controls based on the internal control with reference to Standalone Financial Statements criteria established by the Company considering the essential components of internal control stated in the Guidance Note on Audit of Internal Financial Controls over Financial Reporting issued by the Institute of Chartered Accountants of India. These responsibilities include the design, implementation and maintenance of adequate internal financial controls that were operating effectively for ensuring the orderly and efficient conduct of its business, including adherence to Company's policies, the safeguarding of its assets, the prevention and detection of frauds and errors, the accuracy and completeness of the accounting records, and the timely preparation of reliable financial information, as required under the Act.

Auditors' Responsibility

Our responsibility is to express an opinion on the Company's internal financial controls with reference to financial statements based on our audit. We conducted our audit in accordance with the Guidance Note on Audit of Internal Financial Controls Over Financial Reporting (the "Guidance Note") issued by the Institute of Chartered Accountants of India and the Standards on Auditing prescribed under Section 143(10) of the Act, to the extent applicable to an audit of internal financial controls. Those Standards and the Guidance Note require that we comply with ethical requirements and plan and perform the audit to obtain reasonable assurance about





Rajesh Shankar & Associates Chartered Accountants

whether adequate internal financial control with reference to financial statements was established and maintained and if such controls operated effectively in all material respects.

Our audit involves performing procedures to obtain audit evidence about the adequacy of the internal financial controls system with reference to Standalone Financial Statements and their operating effectiveness. Our audit of internal financial controls with reference to Standalone Financial Statements included obtaining an understanding of internal financial controls with reference to financial statements, assessing the risk that a material weakness exists, and testing and evaluating the design and operating effectiveness of internal control based on the assessed risk. The procedures selected depend on the auditors' judgement, including the assessment of the risks of material misstatement of the Standalone Financial Statements, whether due to fraud or error.

We believe that the audit evidence we have obtained is sufficient and appropriate to provide a basis for our audit opinion on the Company's internal financial controls with reference to Standalone Financial Statements.

Meaning of Internal Financial Controls with reference to Standalone Financial Statements

A Company's internal financial control with reference to Standalone Financial Statements is a process designed to provide reasonable assurance regarding the reliability of financial reporting and the preparation of Standalone Financial Statements for external purposes in accordance with generally accepted accounting principles. A Company's internal financial control with reference to Standalone Financial Statements includes those policies and procedures that (1) pertain to the maintenance of records that, in reasonable detail, accurately and fairly reflect the transactions and dispositions of the assets of the Company; (2) provide reasonable assurance that transactions are recorded as necessary to permit preparation of Standalone Financial Statements in accordance with generally accepted accounting principles, and that receipts and expenditures of the Company are being made only in accordance with authorisations of management and directors of the Company; and (3) provide reasonable assurance regarding prevention or timely detection of unauthorised acquisition, use, or disposition of the Company's assets that could have a material effect on the Standalone Financial Statements.

Inherent Limitations of Internal Financial Controls with reference to Standalone Financial Statements

Because of the inherent limitations of internal financial controls with reference to Standalone Financial Statements, including the possibility of collusion or improper management override of controls, material misstatements due to error or fraud may occur and not be detected. Also,





Rajesh Shankar & Associates Chartered Accountants

projections of any evaluation of the internal financial controls with reference to Standalone Financial Statements to future periods are subject to the risk that the internal financial control with reference to Standalone Financial Statements may become inadequate because of changes in conditions, or that the degree of compliance with the policies or procedures may deteriorate.

Opinion

In our opinion, to the best of our information and according to the explanations given to us, the Company has, in all material respects, an adequate internal financial controls with reference to Standalone Financial Statements and such internal financial controls with reference to Standalone financial statements were operating effectively as at March 31, 2024, based on the internal control with reference to Standalone Financial Statements criteria established by the Company considering the essential components of internal control stated in the Guidance Note on Audit of Internal Financial Controls Over Financial Reporting issued by the Institute of Chartered Accountants of India.

For Rajesh Shankar & Associates
Chartered Accountants

Firm Registration No. 012038N

Meenakshi Aggarwal

Meenakshi Aggarwal
Partner

Membership No. : 092026

UDIN: 24092026BKDHNM3296




Place: Faridabad

Date: 30.04.2024



NHPC RENEWABLE ENERGY LIMITED
(A wholly owned Subsidiary of NHPC LIMITED)
CIN: U40200HR2022GOI101419
BALANCE SHEET AS AT 31ST MARCH, 2024

		(Amount ₹ in Lacs)	
PARTICULARS	Note No.	As at 31st March, 2024	As at 31st March, 2023
ASSETS			
(1) NON-CURRENT ASSETS			
a) Property, Plant and Equipment	2.1	3.79	5.39
b) Capital Work in Progress	2.2	48.90	-
c) Right Of Use Assets	2.3	-	-
d) Investment Property	2.4	-	-
e) Intangible Assets	2.5	-	-
f) Intangible Assets under development	2.6	-	-
g) Financial Assets			
i) Investments	3.1	-	-
ii) Trade Receivables	3.2	-	-
iii) Loans	3.3	-	-
iv) Others	3.4	-	-
h) Non Current Tax Assets (Net)	4	8.18	8.29
i) Non-Current-Deferred Tax Assets(Net)	18	27.54	32.69
ii) Other Non Current Assets	5	-	-
TOTAL NON CURRENT ASSETS		88.41	46.37
(2) CURRENT ASSETS			
a) Inventories	6	-	-
b) Financial Assets			
i) Investments	7.1	-	-
ii) Trade Receivables	7.2	-	-
iii) Cash and Cash Equivalents	8	12.11	17.39
iv) Bank balances other than Cash and Cash Equivalents	9	1800.00	1,732.00
v) Loans	10	-	-
vi) Others	11	88.50	29.47
c) Current Tax Assets (Net)	12	-	-
d) Other Current Assets	13.1	0.30	17.51
TOTAL CURRENT ASSETS		1900.91	1,796.37
(3) Assets Held for Sale	13.2	-	-
(4) Regulatory Deferral Account Debit Balances	14.1	-	-
TOTAL ASSETS		1989.32	1,842.74
EQUITY AND LIABILITIES			
(1) EQUITY			
a) Equity Share Capital	15.1	2000.00	2,000.00
b) Other Equity	15.2	(62.08)	(158.68)
TOTAL EQUITY		1937.92	1,841.32
(2) LIABILITIES			
NON-CURRENT LIABILITIES			
a) Financial Liabilities			
i) Borrowings	16.1	-	-
ia) Lease Liabilities	16.2	-	-
ii) Other financial liabilities	16.3	-	0.07
b) Provisions	17	-	-
c) Deferred Tax Liabilities (Net)	18	-	-
d) Other non-current Liabilities	19	-	-
TOTAL NON CURRENT LIABILITIES		-	0.07
(3) CURRENT LIABILITIES			
a) Financial Liabilities			
i) Borrowings	20.1	-	-
ia) Lease Liabilities	20.2	-	-
ii) Trade Payables	20.3	-	-
Total outstanding dues of micro enterprises and small enterprises		1.10	0.51
Total outstanding dues of Creditors other than micro enterprises and small enterprises		0.99	0.73
iii) Other financial liabilities	20.4	48.30	-
b) Other Current Liabilities	21	1.01	0.11
c) Provisions	22	-	-
d) Current Tax Liabilities (Net)	23	-	-
(4) FUND FROM C.O.	15.3	-	-
TOTAL CURRENT LIABILITIES		51.40	1.35
(5) Regulatory Deferral Account Credit Balances	14.2	-	-
TOTAL EQUITY & LIABILITIES		1989.32	1,842.74
Accompanying notes to the Standalone Financial Statements		1-34	
In terms of our audit report of even date			
For Rajesh Shankar & Associates Chartered Accountants (Firm Regn. No. 012038N) (CA Meenakshi Aggarwal) Partner M.No. 092026		For and on behalf of NHPC Renewable Energy Limited (Anil Kappor) Director DIN 10131420 (Vivek Ranjan Shrivastava) Director DIN 09451562 (Shiv Prasad Rathour) CFO PAN- ALFPS 9168P (Saurabh Chakravorty) Company Secretary Membership No. A27783	
Place: Faridabad Date: 30.04.2024			



NHPC RENEWABLE ENERGY LIMITED
(A wholly owned Subsidiary of NHPC LIMITED)
CIN : U40200HR2022GOI101419
STATEMENT OF PROFIT AND LOSS FOR THE YEAR ENDED 31ST MARCH, 2024

(Amount ₹ in Lacs)			
PARTICULARS	Note No.	For the Year ended 31st March, 2024	For the Year ended 31st March, 2023
INCOME			
i) Revenue from Operations	24.1	-	-
ii) Other Income	24.2	129.20	82.88
TOTAL INCOME		129.20	82.88
EXPENSES			
i) Purchase of Power - Trading	25.1	-	-
ii) Generation Expenses	25.2	-	-
iii) Employee Benefits Expense	26	-	-
iv) Finance Costs	27	-	-
v) Depreciation and Amortization Expense	28	1.90	1.06
vi) Other Expenses	29	20.83	273.19
TOTAL EXPENSES		22.73	274.25
PROFIT BEFORE EXCEPTIONAL ITEMS, REGULATORY DEFERRAL ACCOUNT BALANCES AND TAX		106.47	(191.37)
Exceptional items		-	-
PROFIT BEFORE REGULATORY DEFERRAL ACCOUNT BALANCES AND TAX		106.47	(191.37)
Tax Expenses	30.1		
i) Current Tax		4.71	-
ii) Deferred Tax		5.15	(32.69)
Total Tax Expenses		9.86	(32.69)
PROFIT FOR THE YEAR BEFORE NET MOVEMENTS IN REGULATORY DEFERRAL ACCOUNT BALANCES		96.61	(158.68)
Movement in Regulatory Deferral Account Balances (Net of Tax)	31	-	-
PROFIT FOR THE YEAR (A)		96.61	(158.68)
OTHER COMPREHENSIVE INCOME (B)	30.2		
(i) Items that will not be reclassified to profit or loss (Net of Tax)			
(a) Remeasurement of the post employment defined benefit obligations		-	-
Less:-Movement in Regulatory Deferral Account Balances in respect of tax on defined benefit obligations		-	-
-Movement in Regulatory Deferral Account Balances-Remeasurement of post employment defined benefit obligations		-	-
Less: Impact of Tax on Regulatory Deferral Accounts		-	-
Sub total (a)		-	-
(b) Investment in Equity Instruments		-	-
Sub total (b)		-	-
Total (i)=(a)+(b)		-	-
(ii) Items that will be reclassified to profit or loss (Net of Tax)			
- Investment in Debt Instruments		-	-
Total (ii)		-	-
Other Comprehensive Income (B)=(i+ii)		-	-
TOTAL COMPREHENSIVE INCOME FOR THE YEAR (A+B) (COMPRISING PROFIT AND OTHER COMPREHENSIVE INCOME FOR THE YEAR)		96.61	(158.68)
Earning per share (Basic and Diluted)	34 (12)		
(Equity shares, face value of ₹ 10/- each)			
Before movements in Regulatory Deferral Account Balances		0.48	(0.79)
After movements in Regulatory Deferral Account Balances		0.48	(0.79)
Accompanying notes to the Standalone Financial Statements	1-34		
<div>For Rajesh Shankar & Associates Chartered Accountants (Firm Regn. No. 012038N)  (CA Meenakshi Aggarwal) Partner M.No. 092026</div> <div> (Anil Kapoor) DIRECTOR DIN 10137420  (Mahesh Kumar Sharma) CFO PAN- ALFPS 9788P</div> <div> (Vivek Ranjan Shrivastava) DIRECTOR DIN 09451562  (Shiv Prasad Rathour) CEO PAN- ACKPR3749R</div> <div> (Saurabh Chakravorty) Company Secretary Membership No. A27783</div>			

Place: Faridabad
Date: 30.04.2024

STATEMENT OF CHANGES IN EQUITY AS AT 31ST MARCH 2024

A. EQUITY SHARE CAPITAL

Particulars	Note No.	Amount
As at 1st April 2023	15.1	2,000
Changes in Equity Share Capital due to prior period errors		
Restated balances as at 1st April 2023	15.1	2,000
Change in Equity Share Capital		
As at 31st March 2024	15.1	2,000

B. OTHER EQUITY

Particulars	Reserve and Surplus				Other Comprehensive Income		Total
	Capital Redemption Reserve	Bond Redemption Reserve	General Reserve	Surplus/ Retained Earnings	Debt instruments through OCI	Equity Instruments through OCI	
Balance as at 1st April, 2023	-	-	-	-158.68	-	-	-158.68
Changes in accounting policy or prior period errors							
Restated balances as at 1st April 2023	-	-	-	-158.68	-	-	-158.68
Profit for the year	-	-	-	96.61	-	-	96.61
Other Comprehensive Income	-	-	-	-	-	-	-
Total Comprehensive Income for the year	-	-	-	96.61	-	-	96.61
Amount transferred from Bond Redemption Reserve	-	-		-			-
Dividend	-	-		-			-
Tax on Dividend	-	-		-			-
Transfer to Bond Redemption Reserve	-	-		-			-
Balance as at 31st March 2024	-	-	-	-62.07	-	-	-62.07

For Rajesh Shankar & Associates
Chartered Accountants
(Firm Regn. No. 012038N)



(CA Meenakshi Aggarwal)
Partner
M.No. 092026

(Anuj Kapoor)
Director
DIN 10137420

(Mahesh Kumar Sharma)
CFO
PAN- ALFPS 9788P

(Shiv Prasad Rathour)
CEO
PAN- ACKPR3749R

(Vivek Ranjan Shrivastava)
Director
DIN 09451562

(Saurabh Chakravarty)
Company Secretary
Membership No. A27783

**NHPC RENEWABLE ENERGY LIMITED**

(A wholly owned Subsidiary of NHPC LIMITED)

CIN: U40200HR2022GO1101419

STATEMENT OF STANDALONE CASH FLOW FOR THE YEAR ENDED 31ST MARCH, 2024

(Amount ₹ in Lacs)

Particulars	For the Year ended 31st March, 2024 Audited	For the Year ended 31st March, 2023 Audited
A. Cash Flow From Operating Activities		
Profit before tax for the year including movements in Regulatory Deferral Account Balance	106.47	(191.37)
Less: Movement in Regulatory Deferral Account Balances	-	-
Profit before Tax	106.47	(191.37)
ADD :		
Depreciation and Amortization	1.90	1.06
Finance Cost (Net of EAC)	-	-
Provision for Diminution in value of investment	-	-
Provisions Others (Net of EAC)	-	-
Sales adjustment on account of Exchange Rate Variation	-	-
Loss/(Profit) on sale of assets/Claims written off	2.21	0.86
	4.11	1.92
	110.58	(189.45)
LESS :		
Advance against Depreciation written back	-	-
Provisions (Net gain)	-	-
Dividend Income	-	-
Interest Income & Guarantee Fees	128.87	82.74
Exchange rate variation (Gain)	-	-
Fair value Adjustments	-	-
Amortisation of Government Grants	-	-
	128.87	82.74
Cash flow from Operating Activities before Operating Assets and Liabilities adjustments and Taxes	(18.29)	(272.19)
Changes in Operating Assets and Liabilities:		
Inventories	-	-
Trade Receivables	-	-
Other Financial Assets, Loans and Advances	(0.24)	(32.75)
Other Financial Liabilities and Provisions	49.98	1.42
Regulatory Deferral Account Balances	-	-
	49.74	(31.33)
Cash flow from operating activities before taxes	31.45	(303.52)
Less : Taxes Paid	4.60	(24.40)
Net Cash Flow From Operating Activities (A)	26.85	(279.12)
B. Cash Flow From Investing Activities		
Purchase of Property, Plant and Equipment, Investment Property, Other Intangible Assets, CWIP and Movement in Regulatory Deferral Account Balances forming part of Project Cost-Net of Grant	(51.41)	(7.31)
Sale of Property, Plant and Equipment	-	-
Investment in Subsidiaries & Joint Venture (including Share Application Money pending allotment)	-	-
Loan to Subsidiaries (Net)	-	-
Interest on Loan to Subsidiaries/Joint Ventures (Net)	-	-
Investment in Term Deposits	(68.00)	(1732.00)
Dividend Income	-	-
Interest Income & Guarantee Fees	87.29	35.82
Net Cash Flow From/Used In Investing Activities (B)	(32.12)	(1703.49)
C. Cash Flow From Financing Activities		
Issue & Buyback of Equity Shares including Security Premium	-	2000.00
Dividend Paid	-	-
Proceeds from Long Term Borrowings	-	-
Proceeds from Short Term Borrowings	-	-
Repayment of Borrowings	-	-
Interest & Finance Charges	-	-
Principal Repayment of Lease Liability	-	-
Interest paid on Lease Liability	-	-
Net Cash Flow From/Used In Financing Activities (C)	-	2000.00
D. Net Increase/(Decrease) In Cash And Cash Equivalents (A+B+C)	(5.27)	17.38
Cash and Cash Equivalents at the beginning of the year	17.38	17.38
Cash and Cash Equivalents at the end of the period #	12.11	17.38

Cash and Cash Equivalents at the end of the period includes ₹ NIL (corresponding previous year ₹ NIL) held in earmarked current accounts which are not available for use by the Company.

-The above Statement of Cash Flows is prepared in accordance with the "Indirect Method" prescribed in Ind AS 7 - Statement of Cash Flows.

-Figures for the previous periods have been re-grouped/re-arranged/re-classified/re-stated wherever necessary.



EXPLANATORY NOTES TO STATEMENT OF CASH FLOWS

- 1 Cash and Cash equivalents consists of Cash in hand, cheques/drafts in hands and Bank Balances including Short Term Deposits with original maturity of less than three months. The detail of Cash and Cash equivalents is as under:

	(Amount ₹ in Laacs)	
	As at 31st March, 2024	As at 31st March, 2023
Balances with Banks		
With scheduled Banks:		
- In Current Account	0.11	13.30
- In Deposits Account	12.00	4.08
(Deposits with original maturity of less than three months)		
Cash on Hand	-	-
Cash and Cash equivalents	12.11	17.38

- 2 Interest and finance charges in Cash Flow from Financing Activities includes borrowing cost of ₹ NIL (Previous year ₹ NIL) capitalised during the period on account of Expenditure attributable to construction (EAC).
- 3 Amount of undrawn loan as on 31.03.2024 : ₹ NIL (Previous Year ₹ NIL).
- 4 Company has incurred ₹ NIL in cash on account of Corporate Social Responsibility (CSR) expenditure during the year ended 31.03.2024 (Previous Year ₹ NIL).
- 5 **Net Debt Reconciliation :**

	(₹ in Laacs)	
	31-03-2024	31-03-2023
Borrowings (Current & Non-Current)	-	-
Lease Liability	-	-
Total	-	-

Particulars	For the year ended 31st March, 2024			For the year ended 31st March, 2023		
	*Borrowings (Current & Non-Current)	Lease Liability	Total	*Borrowings (Current & Non-Current)	Lease Liability	Total
Opening Net Debt as on 1st April	-	-	0.00	-	-	0.00
Proceeds from Borrowings	-	-	0.00	-	-	0.00
Repayment of Borrowings/Lease Liability	-	-	0.00	-	-	0.00
Interest paid	-	-	0.00	-	-	0.00
Other Non-Cash Movements :						
-Increase in Lease Liability	-	-	0.00	-	-	0.00
-Foreign exchange adjustments	-	-	0.00	-	-	0.00
-Interest and Finance Charges	-	-	0.00	-	-	0.00
-Fair value adjustments	-	-	0.00	-	-	0.00
Closing Net Debt as on 31st March	-	-	-	-	-	-

*For Borrowings refer Note No.16.1, 20.1 and 20.4

- 6 Figures for the previous periods have been re-grouped/re-arranged/re-classified/re-stated wherever necessary.


For and on behalf of the Board of Directors

For Rajesh Shankar & Associates
Chartered Accountants
(Firm Regn. No. 012038N)



(CA Meenakshi Aggarwal)
Partner
M.No. 092026


For and on behalf of NHPC Renewable Energy Limited


(Anuj Kapoor)
Director
DIN 10137420


(Mahesh Kumar Sharma)
CFO
PAN- ALFPS 9788P


(Vivek Ranjan Shrivastava)
Director
DIN 09451562


(Shiv Prasad Rathour)
CEO
PAN- ACKPR3749R


(Saurabh Chakravorty)
Company Secretary
Membership No. A27783

Place : Faridabad

Date : 30-04-2024

NOTE NO. 1: COMPANY INFORMATION AND MATERIAL ACCOUNTING POLICIES

(I) Reporting entity

NHPC Renewable Energy Limited (the "Company") is a Company domiciled in India and limited by shares (CIN: U40200HR2022GOI101419). The Company is a wholly owned subsidiary of NHPC Limited. The address of the Registered Office of the Company is Room No. 105, Neer Sadan, NHPC Office Complex, Sector-33, Faridabad, Haryana- 121003. The Company is primarily involved in the generation and sale of non-conventional/renewable energy.

(II) Basis of preparation

(A) Statement of Compliance

These standalone financial statements are prepared on going concern basis following accrual system of accounting and comply with the Indian Accounting Standards (Ind AS) notified under the Companies (Indian Accounting Standards) Rules, 2015 and subsequent amendments thereto, the Companies Act, 2013 (to the extent notified and applicable), applicable provisions of the Companies Act, 1956, and the provisions of the Electricity Act, 2003 to the extent applicable.

These financial statements were authorised for issue by the Board of Directors on 29.04.2024.

(B) Basis of Measurement

The financial statements have been prepared on historical cost basis, except for:

- Certain financial assets and liabilities measured at fair value
- Plan assets of defined employee benefit plans measured at fair value
- right of use assets – measured at present value of future cash outflows at initial recognition
- assets held for sale - measured at fair value less cost to sell

The methods used to measure fair values are discussed in Note 33.

Historical cost is the amount of cash or cash equivalents paid or the fair value of the consideration given to acquire assets at the time of their acquisition or the amount of proceeds received in exchange for the obligation, or at the amounts of cash or cash equivalents expected to be paid to satisfy the liability in the normal course of business. Fair value is the price that would be received to sell an asset or paid to transfer a liability in an orderly transaction between market participants at the measurement date.

(C) Application of new and revised standards

Vide notification dated March 31, 2023, the Ministry of Corporate Affairs has notified the Companies (Indian Accounting Standards) Amendment Rules, 2023 which amends certain Indian Accounting Standards, and are effective from April 1, 2023. The summary of the major amendments and its impact on the Company are given hereunder:

- i) Disclosure of accounting policies – amendments to Ind AS 1 – Presentation of financial statements:** This amendment requires the entities to disclose their material accounting policies rather than their significant accounting policies. These amendments define what is 'material accounting policy information' (being information that, when considered together with other information included in an entity's financial statements, can reasonably be expected to influence decisions that the primary users of general purpose financial statements make on the basis of those financial statements) and explain how to identify when accounting policy information is material. They further clarify that immaterial accounting policy information do not need to be disclosed. If disclosed, they should not obscure material accounting information.



The Company has evaluated the amendment and suitably modified its Material Accounting Policies. However, impact of the said amendment on the Company's financial statements is not significant.

- ii) Definition of accounting estimates – amendments to Ind AS 8 - Accounting Policies, Changes in Accounting Estimates and Errors:** The amendment clarifies how entities should distinguish changes in accounting policies from changes in accounting estimates. The distinction is important, because changes in accounting estimates are applied prospectively to future transactions and other future events, whereas changes in accounting policies are generally applied retrospectively to past transactions and other past events (as well as the current period).

The Company has evaluated the amendment and there is no impact on the Company's financial statements.

- iii) Deferred tax related to assets and liabilities arising from a single transaction – amendments to Ind AS 12 - Income Taxes:** This amendment has narrowed the scope of the initial recognition exemption so that it does not apply to transactions that give rise to equal and offsetting temporary differences.

The Company has evaluated the amendment and there is no impact on the Company's financial statements.

- iv)** Amendments/ revisions in other standards are either not applicable or do not have any material impact on the financial statements.

(D) Functional and presentation currency

These financial statements are presented in Indian Rupees (INR), which is the Company's functional currency. All financial information presented in INR has been rounded off to the nearest Lacs (upto two decimals) except where indicated otherwise.

(E) Use of estimates and management judgments

The preparation of financial statements in conformity with Ind AS requires management to make judgments, estimates and assumptions that may impact the application of accounting policies and the reported value of assets, liabilities, income, expenses and related disclosures including contingent assets and contingent liabilities at the Balance Sheet date. The estimates and management's judgments are based on previous experience and other factors considered reasonable and prudent in the circumstances. Actual results may differ from these estimates.

Estimates and underlying assumptions are reviewed on an on-going basis. Revisions to accounting estimates are recognised in the period in which the estimates are revised and in any future periods affected.

In order to enhance understanding of the financial statements, information about significant areas of estimation, uncertainty and critical judgments in applying accounting policies that may have the most significant effect on the amounts recognised in the financial statements are included in the following notes:

Critical judgments and estimates

a) Leases

The Company evaluates if an arrangement qualifies to be a lease as per the requirements of Ind AS 116- *Leases*. A contract is, or contains, a lease if the contract conveys the right to control the use of an identified asset for a period of time in exchange for consideration. Identification of a lease requires significant judgment.

The Company also uses significant judgment in assessing the lease term (including anticipated renewals) and the applicable discount rate.

b) Useful life of Property, Plant and Equipment and Intangible Assets



The estimated useful life of property, plant and equipment and intangible assets are based on a number of factors including the effects of obsolescence, demand, competition and other economic factors (such as the stability of the industry and known technological advances) and the level of maintenance expenditures required to obtain the expected future cash flows from the asset.

c) Recoverable amount of Property, Plant and Equipment, Capital Work in Progress and Intangible Assets

The recoverable amount of property, plant and equipment, capital work in progress and intangible assets are based on estimates and assumptions, in particular the expected market outlook and future cash flows associated with the power plants. Any changes in these assumptions may have a material impact on the measurement of the recoverable amount resulting in impairment.

d) Post-retirement benefit plans

Employee benefit obligations are measured on the basis of actuarial assumptions which include mortality and withdrawal rates as well as assumptions in respect of future developments in discount rates, the rate of salary increase, inflation rate and expected rate of return on plan assets. The Company considers that the assumptions used to measure its obligations are appropriate and documented. However, any changes in these assumptions may have an impact on the resulting calculations.

e) Revenue

The Company records revenue from sale of power based on tariff approved by the CERC, as per the principles of Ind AS 115- *Revenue from Contracts with Customers*. However, in cases where tariff rates are yet to be approved, provisional rates are adopted considering the applicable CERC Tariff Regulations. Further, where revision in tariff due to revision in cost estimates are pending, tariff is computed based on the parameters and methods prescribed under the CERC Tariff Regulations and an estimated amount of revenue is recognised when an application is made to the CERC after obtaining necessary approvals to the extent it is highly probable that there will be no downward adjustment to the revenue recognised.

f) Provisions and contingencies


The assessments undertaken in recognising provisions and contingencies have been made in accordance with Ind AS 37, 'Provisions, Contingent Liabilities and Contingent Assets'. The evaluation of the likelihood of the contingent events has been made on the basis of best judgment by management regarding probable outflow of economic resources. These estimates can change due to unforeseeable developments.

g) Recoverable Amount of Rate Regulated Assets

The operating activities of the Company are subject to cost-of-service regulations whereby tariff charged for electricity generated is based on allowable costs like interest costs, depreciation, operation and maintenance including a stipulated return. Guidance Note on Rate Regulated Activities issued by the ICAI (previous GAAP) and Ind AS 114- 'Regulatory Deferral Accounts' permits an entity to include in the rate base, as part of the cost of self-constructed (tangible) PPE or internally generated intangible assets, amounts that would otherwise be recognised as an expense in the Statement of Profit and Loss in accordance with Ind AS. The Company estimates that items of regulatory deferral accounts recognised in the financial statements are recoverable as per the current CERC Tariff Regulations 2019-24. However, changes in CERC tariff regulations beyond the current tariff period may affect the recoverability of such balances.

h) Impairment of Trade Receivables

Considering the historical credit loss experience for trade receivables, the Company does not envisage either impairment in the value of receivables from beneficiaries or loss due to



time value of money owing to delay in realization of trade receivables, except to the extent already provided for. CERC Tariff Regulations provide for recovery of Late Payment Surcharge for delayed payments which compensates for loss due to time value of money, except to the extent already provided for.

i) Insurance Claim Recoverable

The recoverable amount of insurance claims in respect of damages to Property, Plant and Equipment and Capital Work in Progress is based on estimates and assumptions as per terms and conditions of insurance policies and management estimate of amount recoverable from the Insurance Company based on past experience.

j) Cost of Carbon Credits / Certified Emission Reductions (CERs)/ Verified Carbon Units (VCUs)

The cost of Carbon Credits / Certified Emission Reductions (CERs)/ Verified Carbon Units (VCUs) are measured as per Management estimate.

k) Assets classified as held for sale

Management judgment is required to apply the accounting of non-current assets held for sale under Ind AS 105 - 'Non-current assets held for sale and discontinued operations'. In assessing the applicability, management exercises judgment to evaluate availability of the asset for immediate sale, management's commitment for the sale and probability of sale within one year to conclude if their carrying amount will be recovered principally through a sale transaction rather than through continuing use.

(III) MATERIAL ACCOUNTING POLICIES:

Summary of the material accounting policies for preparation of financial statements as given below have been applied consistently to all periods presented in the financial statements. These accounting policies are formulated in a manner that results in financial statements containing relevant and reliable information about the transactions, other events and conditions to which they apply. These policies need not be applied when the effect of applying them is immaterial.

Up to March 31, 2015, Property, Plant and Equipment, Capital Work in Progress, Intangible Assets and Investment Property were carried in the Balance Sheet in accordance with Indian GAAP. The Company had elected to avail the exemption granted by IND AS 101, "First time adoption of IND AS" to regard those amounts as the deemed cost at the date of transition to IND AS (i.e., as on April 1, 2015). Therefore, the carrying amount of Property, Plant and Equipment, Capital Work in Progress, Intangible Assets and Investment Property as per the previous GAAP as at April 1, 2015, were maintained on transition to Ind AS.

1.0 Property, Plant and Equipment (PPE)

- a) An item of PPE is recognized as an asset if it is probable that future economic benefits associated with the item will flow to the Company and the cost of the item can be measured reliably.
- b) PPE are initially measured at cost of acquisition/construction including decommissioning or restoration cost wherever required. The cost includes expenditure that is directly attributable to bringing the asset to the location and condition necessary for it to be capable of operating in the manner intended by management. In cases where final settlement of bills with contractors is pending, but the asset is complete and available for operating in the manner intended by the management, capitalisation is done on estimated basis subject to necessary adjustments, including those arising out of settlement of arbitration/court cases.
- c) Subsequent costs is recognized in the carrying amount of the asset when it is probable that future economic benefits deriving from the cost incurred will flow to the enterprise and the cost of the item can be measured reliably.



- d) Expenditure incurred on renovation and modernization of power station on completion of the originally estimated useful life of the power station is added to the cost of the related asset when it meets the recognition criteria. PPE acquired as replacement of the existing assets are capitalized and its corresponding replaced assets removed/ retired from active use are derecognized.
- e) After initial recognition, Property, Plant and Equipment is carried at cost less accumulated depreciation/amortisation and accumulated impairment losses, if any.
- f) Deposits, payments made/ liabilities created provisionally towards compensation (including interest on enhanced compensation till the date of award by the Court), rehabilitation & resettlement and other expenses including expenditure on environment management plans relatable to land in possession are treated as cost of land.
- g) Assets over which the Company has control, though created on land not belonging to the Company, are included under Property, Plant and Equipment.
- h) Standby equipment and servicing equipment which meet the recognition criteria of Property, Plant and Equipment are capitalized.
- i) Spares parts (procured along with the Plant and Machinery or subsequently) which meet the recognition criteria are capitalized. The carrying amount of those spare parts that are replaced is derecognized when no future economic benefits are expected from their use or upon disposal. Other spare parts are treated as "stores and spares" forming part of inventory.
- j) Expenditure on major inspection and overhauls of generating unit is capitalized, when it meets the asset recognition criteria. Any remaining carrying amount of the cost of the previous inspection and overhaul is derecognized.
- k) The cost of replacing part of an item of property, plant and equipment is recognized in the carrying amount of the item if it is probable that the future economic benefits embodied within the part will flow to the Company and its cost can be measured reliably. The carrying amount of the replaced part is derecognized regardless of whether the replaced part has been depreciated separately. If it is not practicable to determine the carrying amount of the replaced part, the Company uses the cost of the replacement as an indication of what the cost of replaced part was at the time it was acquired or constructed. The costs of the day-to-day servicing of property, plant and equipment are recognized in the statement of profit and loss as and when incurred.
- l) An item of property, plant and equipment is derecognised upon disposal or when no future economic benefits are expected from its use. Any gain or loss arising on derecognition/ disposal of the asset (calculated as the difference between the net disposal proceeds and the carrying amount of the asset) is included in the Statement of Profit and Loss when the asset is derecognised.

2.0 Capital work in Progress (CWIP)

- a) Expenditure incurred on assets under construction (including a project) is carried at cost under CWIP. Such costs comprise purchase price of assets including import duties and non-refundable taxes (after deducting trade discounts and rebates), expenditure in relation to survey and investigation activities of projects, cost of site preparation, initial delivery and handling charges, installation and assembly costs, etc.
- b) Costs including employee benefits, professional fees, expenditure on maintenance and up-gradation of common public facilities, depreciation on assets used in construction of project including Right-of-Use assets, interest during construction and other costs that are directly attributable to bringing the asset to the location and condition necessary for it to be capable of operating in the manner intended by management are accumulated under "Expenditure Attributable to Construction (EAC)" and subsequently allocated on systematic basis over major immovable assets, other than land and infrastructure facilities on commissioning of



projects. Net pre-commissioning income/ expenditure is adjusted directly in the cost of related assets.

- c) Capital Expenditure incurred for creation of facilities, over which the Company does not have control but the creation of which is essential principally for construction of the project is accumulated under "Expenditure Attributable to Construction" and carried under "Capital Work in Progress" and subsequently allocated on a systematic basis over major immovable assets, other than land and infrastructure facilities on commissioning of projects, keeping in view the "attributability" and the "Unit of Measure" concepts in Ind AS 16- "Property, Plant and Equipment". Expenditure of such nature incurred after completion of the project, is charged to the Statement of Profit and Loss.

3.0 Investment Property

Investment properties are initially measured at cost, including transaction costs. Subsequent to initial recognition, investment properties are carried at cost less accumulated depreciation and accumulated impairment loss, if any.

The Company measures investment property using cost based measurement and fair value of investment property is disclosed in the notes.

Investment properties are derecognised either when they have been disposed off or when they are permanently withdrawn from use and no future economic benefit is expected from their disposal. The difference between the net disposal proceeds and the carrying amount of the asset is recognised in the Statement of Profit and Loss in the period of derecognition. Any gain or loss arising on derecognition/ disposal of the asset is included in the Statement of Profit and Loss.

Transfers to or from investment property is made when and only when there is a change in use supported by evidence.

4.0 Intangible Assets and Intangible Assets under Development

- a) Expenditure on research is charged to expenditure as and when incurred. Expenditure on development is capitalized only if the expenditure can be measured reliably, the product or process is technically and commercially feasible, future economic benefits are probable and the Company intends to & has sufficient resources to complete development and to use or sell the asset.
- b) Intangible assets that are acquired by the Company and which have finite useful lives, are measured on initial recognition at cost. Cost includes any directly attributable expenses necessary to make the assets ready for its intended use. After initial recognition, intangible assets are carried at cost less any accumulated amortisation and accumulated impairment losses.
- c) Intangible assets under development represent expenditure incurred on intangible assets which are in the development phase and are carried at cost less accumulated impairment loss, if any.
- d) Subsequent costs are recognized as an increase in the carrying amount of the asset when it is probable that future economic benefits deriving from the cost incurred will flow to the Company and the cost of the item can be measured reliably.
- e) An item of Intangible asset is derecognised upon disposal or when no future economic benefits are expected from its use or disposal. Gains or losses arising from derecognition of an intangible asset are measured as the difference between the net disposal proceeds and the carrying amount of the asset and are recognised in the Statement of Profit and Loss when the asset is derecognised.

5.0 Foreign Currency Transactions

- a) Transactions in foreign currency are initially recorded at the functional currency spot rate at the date the transaction first qualifies for recognition. At each reporting date, monetary



items denominated in foreign currency are translated at the functional currency exchange rates prevailing on that date.

- b) Exchange differences relating to PPE/capital work-in-progress arising out of transaction entered into prior to April 1, 2004 are adjusted to the carrying cost of respective PPE/capital work-in-progress.
- c) Exchange differences arising from translation of foreign currency borrowings entered into prior to March 31, 2016 recoverable from or payable to beneficiaries in subsequent periods as per CERC Tariff regulations are recognised as "Deferred Foreign Currency Fluctuation Recoverable/ Payable Account" and adjusted from the year in which the same is recovered/ paid.
- d) Exchange differences arising from settlement/ translation of monetary items denominated in foreign currency entered into on or after April 1, 2016 to the extent recoverable from or payable to the beneficiaries in subsequent periods as per CERC Tariff Regulations are recognized as 'Regulatory Deferral Account Balances' during construction period and adjusted from the year in which the same become recoverable from or payable to the beneficiaries.
- e) Non-monetary items that are measured in terms of historical cost in a foreign currency are translated using the exchange rate at the date of the transaction. Where the Company has paid or received advance consideration in a foreign currency, the date of transaction for the purpose of determining the exchange rate to use on initial recognition of the related asset, expense or income (or part of it), is the date when the Company initially recognizes the non-monetary asset or non-monetary liability arising from the payment or receipt of advance consideration.

6.0 Regulatory Deferral Accounts

- a) Where an item of expenditure incurred during the period of construction of a project is recognised as expense in the Statement of Profit and Loss i.e., not allowed to be capitalized as part of cost of relevant PPE in accordance with Ind AS, but is nevertheless permitted by CERC to be recovered from the beneficiaries in future through tariff, the right to recover the same is recognized as "Regulatory Deferral Account balances."
- b) Expense/ income recognised in the Statement of Profit and Loss to the extent recoverable from or payable to the beneficiaries in subsequent periods as per CERC Tariff Regulations are recognised as "Regulatory Deferral Account balances."
- c) These Regulatory Deferral Account balances are adjusted from the year in which the same become recoverable from or payable to the beneficiaries.
- d) Regulatory Deferral Account balances are evaluated at each Balance Sheet date to ensure that the underlying activities meet the recognition criteria and it is probable that future economic benefits associated with such balances will flow to the entity. If these criteria are not met, the Regulatory Deferral Account balances are derecognised.
- e) Regulatory Deferral Account balances are tested for impairment at each Balance Sheet date.

7.0 Fair value measurement

At initial recognition, transaction price is the best evidence of fair value. However, when the Company determines that transaction price does not represent the fair value, it uses inter-alia valuation techniques that are appropriate in the circumstances and for which sufficient data are available to measure fair value, maximizing the use of relevant observable inputs and minimizing the use of unobservable inputs.

All financial assets and financial liabilities for which fair value is measured or disclosed in the financial statements are categorised within the fair value hierarchy. This categorisation is based on the lowest level input that is significant to the fair value measurement as a whole.



- Level 1 — Quoted (unadjusted) market prices in active markets for identical assets or liabilities.

- Level 2 — Valuation techniques for which the lowest level input that is significant to the fair value measurement is directly or indirectly observable.

- Level 3 — Valuation techniques for which the lowest level input that is significant to the fair value measurement is unobservable.

For financial assets and financial liabilities that are recognised at fair value on a recurring basis, the Company determines whether transfers have occurred between levels in the hierarchy by re-assessing categorisation at the end of each reporting period.

8.0 Investments in subsidiaries and joint ventures

Investments in equity shares of subsidiaries and joint ventures are carried at cost less impairment losses, if any in the value of the investments. Where an indication of impairment exists, considering entities with common line of activities as a single cash generating unit, the carrying amounts of investments are assessed and written down to its recoverable amount at the end of reporting period. On disposal of investments in subsidiaries, associates and joint venture, the difference between net disposal proceeds and the carrying amounts are recognized in the statement of profit and loss.

9.0 Financial assets other than investment in subsidiaries and joint ventures

A financial asset includes inter-alia any asset that is cash, equity instrument of another entity or contractual right to receive cash or another financial asset or to exchange financial asset or financial liability under conditions that are potentially favourable to the Company. A financial asset is recognized when and only when the Company becomes party to the contractual provisions of the instrument.

Financial assets of the Company comprise Cash and Cash Equivalents, Bank Balances, Investments in equity shares of companies, Trade Receivables, Loan to employees, security deposit, claims recoverable etc.

a) Classification

The Company classifies its financial assets in the following categories:

- At amortised cost,
- At fair value through other comprehensive income (FVTOCI), and
- At fair value through profit and loss

The classification depends on the following:

- (a) The entity's business model for managing the financial assets and
- (b) The contractual cash flow characteristics of the financial asset.

For assets measured at fair value, gains and losses are either recorded in the Statement of Profit and Loss or under Other Comprehensive Income. For investments in debt instruments, this will depend on the business model in which the investment is held. For investments in equity instruments, this will depend on whether the Company has made an irrevocable election at the time of initial recognition to account for the equity investment at fair value through Other Comprehensive Income.

b) Initial recognition and measurement

All financial assets are recognised initially at fair value plus, in the case of financial assets not recorded at fair value through profit or Loss, transaction costs that are attributable to the acquisition of the financial asset. Transaction costs of financial assets carried at fair value through profit or loss are expensed in the Statement of Profit and Loss.



The Company measures trade receivables at their transaction price, if the trade receivables do not contain a significant financing component.

c) Subsequent measurement

Debt instruments at amortised cost

A 'debt instrument' is measured at the amortised cost if both the following conditions are met:

- i) The asset is held within a business model whose objective is to hold assets for collecting contractual cash flows, and
- ii) Contractual terms of the asset give rise on specified dates to cash flows that are Solely Payments of Principal and Interest (SPPI) on the principal amount outstanding.

After initial measurement, such financial assets are subsequently measured at amortised cost using the Effective Interest Rate (EIR) method. Amortised cost is calculated by taking into account any discount or premium on acquisition and fees or costs that are an integral part of the EIR. The EIR amortisation is included in interest income in the Statement of Profit and Loss. Losses arising from impairment are recognised in the Statement of Profit and Loss.

Debt instrument at Fair Value through Other Comprehensive Income (FVTOCI)

A 'debt instrument' is classified as at FVTOCI if both the following criteria are met:

- i) The objective of the business model is achieved both by collecting contractual cash flows and selling the financial assets, and
- ii) The asset's contractual cash flows represent Solely Payments of Principal and Interest (SPPI).

Debt instruments at fair value through Other Comprehensive Income are measured at each reporting date at fair value. Fair value movements are recognized in Other Comprehensive Income (OCI). However, the Company recognizes interest income, impairment losses, reversals and foreign exchange gain or loss in the Statement of Profit and Loss. On derecognition of the asset, cumulative gain or loss previously recognised in OCI is reclassified from the equity to profit and loss. Interest income from these financial assets is included in other income using the EIR method.

Equity investments:

All equity investments in entities other than subsidiaries and joint ventures are measured at fair value. Equity instruments which are held for trading, if any, are classified at Fair Value through Profit or Loss (FVTPL). The Company classifies all other equity instruments at FVTOCI. The Company makes such election on an instrument by- instrument basis. The classification is made on initial recognition and is irrevocable.

All fair value changes of an equity instrument classified at FVTOCI, are recognized in OCI. There is no subsequent reclassification of fair value gains and losses to the Statement of Profit and Loss. However, the Company may transfer the cumulative gain or loss within equity. Dividends from such investments are recognised in the Statement of Profit and Loss as "other income" when the company's right to receive payments is established.

Equity instruments included within the FVTPL category, if any, are measured at fair value with all changes recognized in the Statement of Profit and Loss.

Trade Receivables:

Trade receivables containing a significant financing component are subsequently measured at amortised cost using the effective interest method.

d) Derecognition

A financial asset is derecognised only when:

- i) The Company has transferred the rights to receive cash flows from the financial asset, or



- ii) Retains the contractual rights to receive the cash flows of the financial asset, but assumes a contractual obligation to pay the cash flows to one or more recipients.

Where the Company has transferred an asset, the Company evaluates whether it has transferred substantially all risks and rewards of ownership of the financial asset. In such cases, the financial asset is derecognised. Where the Company has not transferred substantially all risks and rewards of ownership of the financial asset, the financial asset is not derecognised.

Where the Company has neither transferred a financial asset nor retains substantially all risks and rewards of ownership of the financial asset, the financial asset is derecognised if the Company has not retained control of the financial asset. Where the Company retains control of the financial asset, the asset is continued to be recognised to the extent of continuing involvement in the financial asset.

On derecognition, the difference between the carrying amount and the amount of consideration received / receivable is recognized in the Statement of Profit and Loss.

e) Impairment of financial assets

In accordance with Ind AS 109, the Company applies Expected Credit Loss (ECL) model for measurement and recognition of impairment loss on the following financial assets:

- i) Financial assets that are debt instruments, and are measured at amortised cost.
- ii) Financial assets that are debt instruments and are measured as at FVTOCI
- iii) Contract Assets and Trade Receivables under Ind AS 115- *Revenue from Contracts with Customers*
- iv) Lease Receivables under Ind AS 116- *Leases*.

The Company follows the 'simplified approach' permitted under Ind AS 109, "Financial Instruments" for recognition of impairment loss allowance based on life time expected credit loss from initial recognition on contract assets, lease receivables and trade receivables resulting from transactions within the scope of Ind AS 116 and Ind AS 115.

For all other financial assets, expected credit losses are measured at an amount equal to the 12-month ECL, unless there has been a significant increase in credit risk from initial recognition, in which case those financial assets are measured at lifetime ECL. Any increase or reversal of loss allowance computed using ECL model, is recognized as an impairment gain or loss in the Statement of Profit and Loss.

10.0 Inventories

Inventories mainly comprise stores and spare parts to be used for maintenance of Property, Plant and Equipment and are valued at cost or net realizable value (NRV) whichever is lower. The cost is determined using weighted average cost formula and NRV is the estimated selling price in the ordinary course of business, less the estimated costs necessary to make the sale.

Carbon Credits / Certified Emission Reductions (CERs)/ Verified Carbon Units (VCUs) are valued at lower of cost and net realizable value.

The amount of any write-down of inventories to net realisable value and all losses of inventories is recognized as an expense in the period in which write-down or loss occurs.

11.0 Dividends

Final dividends and interim dividends payable to the Company's shareholders are recognised as change in equity in the period in which they are approved by the Company's shareholders and the Board of Directors respectively.

12.0 Financial liabilities



The Company's financial liabilities include loans and borrowings, trade and other payables. A financial liability is recognized when and only when the Company becomes party to the contractual provisions of the instrument.

a) Classification, initial recognition and measurement

Financial liabilities are recognised initially at fair value less transaction costs that are directly attributable and subsequently measured at amortised cost. Financial liabilities are classified as subsequently measured at amortized cost. Any difference between the proceeds (net of transaction costs) and the fair value at initial recognition is recognised in the Statement of Profit and Loss or in the carrying amount of an asset if another standard permits such inclusion, over the period of the borrowings using the effective rate of interest.

b) Subsequent measurement

After initial recognition, financial liabilities are subsequently measured at amortised cost using the EIR method. Gains and losses are recognised in the Statement of Profit and Loss or in the carrying amount of an asset if another standard permits such inclusion, when the liabilities are derecognised as well as through the EIR amortisation process.

Amortised cost is calculated by taking into account any discount or premium on acquisition and fees or costs that are an integral part of the EIR. The EIR amortisation is included as finance cost in the Statement of Profit and Loss.

c) Derecognition

A financial liability is derecognised when the obligation under the liability is discharged or cancelled or expired. When an existing financial liability is replaced by another from the same lender on substantially different terms, or the terms of an existing liability are substantially modified, such an exchange or modification is treated as the derecognition of the original liability and the recognition of a new liability. The difference in the respective carrying amounts is recognised in the Statement of Profit and Loss.

d) Offsetting of financial instruments

Financial assets and financial liabilities are offset and the net amount is reported in the Balance Sheet if there is a currently enforceable legal right to offset the recognised amounts and there is an intention to settle on a net basis, to realise the assets and settle the liabilities simultaneously.

e) Derivative financial instruments

Derivative financial instruments that are held by the Company to hedge the foreign currency and interest rate risk exposures and are not designated as hedges are accounted for at fair value through profit or loss. Changes in fair value are recognised in the Statement of Profit and Loss.

13.0 Government Grants

- a) The benefits of a government loan at a below market rate of interest is treated as a Government Grant. The loan is initially recognised and measured at fair value and the grant is measured as the difference between the initially recognized amount of the loan and the proceeds received. The loan is subsequently measured as per the accounting policy applicable to financial liabilities and the grant is recognized initially as deferred income and subsequently amortised in the Statement of Profit and Loss on a systematic basis over the useful life of the asset.
- b) Monetary grants from the government for creation of assets are initially recognised as deferred income when there is reasonable assurance that the grant will be received and the company will comply with the conditions associated with the grant. The deferred income so recognised is subsequently amortised in the Statement of Profit and Loss over the useful life of the related assets.



- c) Government grant related to income is recognised in the Statement of Profit and Loss on a systematic basis over the periods in which the entity recognises as expenses the related costs for which the grants are intended to compensate.

14.0 Provisions, Contingent Liabilities and Contingent Assets

- a) Provisions are recognised when the Company has a present legal or constructive obligation as a result of a past event and it is probable that an outflow of resources embodying economic benefits will be required to settle the obligation and a reliable estimate can be made of the amount of the obligation. Such provisions are determined based on management estimate of the amount required to settle the obligation at the Balance Sheet date. When some or all of the economic benefits required to settle a provision are expected to be recovered from a third party, the receivable is recognised as an asset if it is virtually certain that reimbursement will be received and the amount of the receivable can be measured reliably. The expense relating to a provision net of any reimbursement is presented in the Statement of Profit and Loss or in the carrying amount of an asset if another standard permits such inclusion.

If the effect of the time value of money is material, provisions are determined by discounting the expected future cash flows using a current pre-tax rate that reflects the risks specific to the liability. When discounting is used, the increase in the provision due to the passage of time is recognised as a finance cost.

- b) Contingent liabilities are possible obligations that arise from past events and whose existence will only be confirmed by the occurrence or non-occurrence of one or more future events not wholly within the control of the Company. Where it is not probable that an outflow of economic benefits will be required, or the amount cannot be estimated reliably, the obligation is disclosed as a contingent liability, unless the probability of outflow of economic benefits is remote. Contingent liabilities are disclosed on the basis of judgment of management/independent experts. These are reviewed at each Balance Sheet date and are adjusted to reflect the current management estimate.
- c) Contingent assets are possible assets that arise from past events and whose existence will be confirmed only by the occurrence or non-occurrence of one or more uncertain future events not wholly within the control of the Company. Contingent assets are disclosed in the financial statements when inflow of economic benefits is probable on the basis of judgment of management. These are assessed continually to ensure that developments are appropriately reflected in the financial statements.

15.0 Revenue Recognition and Other Income

Company's revenues arise from sale and trading of energy, project management / construction contracts/ consultancy assignment services and other income. Revenue from other income comprise of interest from banks, employees, contractors etc., dividend from investments in joint ventures and subsidiary companies, dividend from investments in equity in other bodies corporate, interest from investment in bonds, surcharge received from beneficiaries for delayed payments, sale of scrap, other miscellaneous income, etc.

a) Revenue from sale of power

- i) Revenue is measured based on the consideration that is specified in a contract with a customer or is expected to be received in exchange for the products or services and excludes amounts collected on behalf of third parties. The Company recognises revenue from contracts for sale of power over time as the customers simultaneously receive and consume the benefits provided by the Company.
- ii) Revenue from sale of power (except minimum lease receipts in respect of power stations considered as Finance Lease/Operating Lease) is accounted for as per tariff notified by the Central Electricity Regulatory Commission (CERC) under the CERC (Terms & Conditions of Tariff) Regulations as modified by the orders of Appellate Tribunal for Electricity to the extent applicable. In the case of Power Stations where



provisional/ final tariff is yet to be notified or where incentives/disincentives are chargeable/ payable as per CERC (Terms & Conditions of Tariff) Regulations, revenue is recognised to the extent it is highly probable that a significant reversal in the amount of cumulative revenue recognised will not occur. Rebates given to beneficiaries as early payments incentives are deducted from the amount of revenue.

- iii) Customers are billed on a periodic and regular basis. As at each reporting date, revenue from sale of power includes an accrual for sales delivered to customers but not yet billed (unbilled revenue).
- iv) Recovery/ refund towards foreign currency variation in respect of foreign currency loans and recovery towards Income Tax are recognised on year to year basis based on regulatory norms. Recovery towards deferred tax items recognized till March 31, 2009 are accounted for when the same materialises.
- v) Adjustments arising out of finalisation of Regional Energy Account (REA), though not material, are effected in the year of respective finalisation.
- vi) Advance Against Depreciation (AAD) considered as deferred income up to 31st March 2009 is included in sales on straight line basis over the balance useful life after a period of 12 years from the date of commercial operation of the Power Station.

b) Revenue from Project Management / Construction Contracts/ Consultancy assignments

- i) Revenue from Project Management / Construction Contracts/ Consultancy assignments is measured based on the consideration that is specified in a contract with a customer or is expected to be received in exchange for the services and excludes amounts collected on behalf of third parties. The Company recognises revenue on the basis of input method. Input method recognises revenue on the basis of the costs incurred towards the satisfaction of a performance obligation relative to the total expected costs to the satisfaction of that performance obligation.
- ii) Contract assets are recognised when there is excess of revenue earned over billings on contracts. Contract assets are transferred to trade receivables revenue when there is unconditional right to receive cash, and only passage of time is required, as per contractual terms. The contract liabilities primarily relate to the advance consideration received from the customers.
- iii) Contract modifications, if any, are accounted for when there is a change in the scope or price (or both) of a contract that is approved by the parties to the contract and when the parties to a contract approve a modification that either creates new or changes existing enforceable rights and obligations of the parties to the contract. Accounting for modifications of contracts involves assessing whether the services added to an existing contract are distinct and whether the pricing is at the standalone selling price. Contract modifications are recorded on standalone basis when the scope of the contract increases because of the addition of promised goods or services or the price of the contract increases by an amount of consideration that reflects the Company's standalone selling prices of the additional promised goods or services and any appropriate adjustments to that price to reflect the circumstances of the particular contract. Services added that are not distinct are accounted for on a cumulative catch-up basis, while those that are distinct are accounted for prospectively, either as a separate contract, if the additional services are priced at the standalone selling price, or as a termination of the existing contract and creation of a new contract if not priced at the standalone selling price.

c) Revenue from trading of power

- i) Accounting for revenue from trading of power involves assessment of the contract conditions to determine whether the Company is required to act in the capacity of a



principal or as an agent. The Company acts in the nature of a principal in case it obtains control of the electricity before transferring it to the customer. Indicators of control includes assessment of whether the company is primarily responsible for fulfilling the promise to provide the electricity, it has the discretion to establish the price or whether it bears the inventory risk. Where the Company does not obtain control of the electricity before transferring it to the customer and its performance obligation is to arrange for the supply of electricity by another party, it acts in the nature of an agent.

- ii) Where the Company acts as a principal in a contract for trading of power, the amount of the transaction price allocated to the performance obligation that is satisfied is recognised as revenue.
- iii) Where the Company acts as an agent in a contract for trading of power, the net consideration retained after paying the supplier for the electricity provided to the customer is recognised as revenue from operations. Financial assets and liabilities arising out of these transactions are not set off.

d) Other income

- i) Dividend income is recognized when the right to receive the same is established.
- ii) For all debt instruments measured either at amortised cost or at fair value through other comprehensive income, interest income is recorded using the effective interest rate (EIR). When calculating the effective interest rate, the Company estimates the expected cash flows by considering all the contractual terms of the financial instrument (for example, prepayment, extension, call and similar options) but does not consider the expected credit losses.
- iii) Interest/Surcharge recoverable from customers including those arising out of contracts for trading of power and liquidated damages /interest on advances to contractors is recognised when it is highly probable that a significant reversal in the amount of revenue recognised will not occur in the future.

e) Revenue from sale of carbon credits/ CERs/VERs

Revenue is recognized on transfer/ sale of Carbon Credits/ Certified Emission Reductions (CERs)/ Verified Carbon Units (VCUs) to the extent it is highly probable that a significant reversal in the amount of revenue recognized will not occur in the future.

16.0 Employee Benefits

i) Short-term employee benefits

Short-term employee benefit obligations are measured on an undiscounted basis and are expensed or included in the carrying amount of an asset if another standard permits such inclusion as the related service is provided.

A liability is recognised for the amount expected to be paid under short-term performance related cash bonus if the Company has a present legal or constructive obligation to pay this amount as a result of past service provided by the employee and the obligation can be estimated reliably.

ii) Defined contribution plans

A defined contribution plan is a post-employment benefit plan under which an entity pays fixed contributions into separate trusts and will have no legal or constructive obligation to pay further amounts. Obligations for contributions to defined contribution plans are recognised as an employee benefit expense in the Statement of Profit and Loss or included in the carrying amount of an asset if another standard permits such inclusion in the periods



during which services are rendered by employees. Prepaid contributions are recognised as an asset to the extent that a cash refund or a reduction from future payments is available. Contributions to a defined contribution plan that is due more than 12 months after the end of the period in which the employees render the service are discounted to their present value.

Employees Defined Contribution Superannuation Scheme (EDCSS) for providing pension benefits and Social Security Scheme administered through separate trusts are accounted for as defined contribution plans.

iii) Defined benefit plans

A defined benefit plan is a post-employment benefit plan other than a defined contribution plan. The Company's Gratuity Scheme, Retired Employees Health Scheme (REHS), Provident Fund Scheme, Allowance on Retirement/Death, Memento on Superannuation to employees and Employees Family Economic Rehabilitation Scheme are in the nature of defined benefit plans. All these plans, other than Allowance on Retirement/Death, Memento on Superannuation to employees and Employees Family Economic Rehabilitation Scheme are administered through separate trusts.

The liability or asset recognised in the Balance Sheet in respect of Gratuity and Retired Employees Health Scheme is the present value of the defined benefit obligation at the end of the reporting period less the fair value of plan assets.

In respect of Provident Fund Scheme, a liability is recognised in the Balance Sheet where the present value of the defined benefit obligation at the end of the reporting period is higher than the fair value of plan assets. Any surplus of fair value of plan assets over the present value of the defined benefit obligation at the end of the reporting period is not recognised as an asset since the Company does not have any right to the benefits either in the form of refunds from the Plan or by way of lower contribution to the Plan.

The defined benefit obligation is calculated annually by the actuary using the Projected Unit Credit Method.

The present value of the defined benefit obligation is determined by discounting the estimated future cash outflows by reference to market yields at the end of the reporting period on government bonds that have terms approximating to the terms of the related obligation.

The net interest cost is calculated by applying the discount rate to the net balance of the defined benefit obligation and the fair value of plan assets. This cost is included in employee benefit expense in the statement of profit and loss or included in the carrying amount of an asset if another standard permits such inclusion.

Remeasurement gains (except in the case of Provident Fund Scheme) and losses arising from experience adjustments and changes in actuarial assumptions are recognised directly in Other Comprehensive Income in the period in which they occur and are included in retained earnings in the Statement of Changes in Equity.

iv) Other long-term employee benefits

Benefits under the Company's leave encashment scheme constitute other long term employee benefits.

The Company's net obligation in respect of long-term employee benefits is the amount of future benefits that employees have earned in return for their service in the current and prior periods. The benefit is discounted to determine its present value, and the fair value of any related assets is deducted. The discount rate is based on the prevailing market yields of Indian government securities as at the reporting date that have maturity dates approximating the terms of the Company's obligations. The calculation is performed using the Projected Unit Credit Method. Contributions to the scheme and actuarial gains or losses



are recognised in the Statement of Profit and Loss or included in the carrying amount of an asset if another standard permits such inclusion in the period in which they arise.

v) Termination benefits

The expenses incurred on terminal benefits in the form of ex-gratia payments and notice pay on voluntary retirement schemes are charged to the Statement of Profit and Loss in the year of incurrence of such expenses.

17.0 Borrowing costs

Borrowing costs consist of (a) interest expense calculated using the effective interest method as described in Ind AS 109 – 'Financial Instruments' (b) finance charges in respect of finance leases recognized in accordance with Ind AS 116– 'Leases' and(c) exchange differences arising from foreign currency borrowings to the extent that they are regarded as an adjustment to interest costs.

Borrowing costs that are directly attributable to the acquisition, construction or production of qualifying assets are capitalised as part of the cost of such asset until such time the assets are substantially ready for their intended use. Qualifying assets are assets which necessarily take substantial period of time to get ready for their intended use or sale. All other borrowing costs are expensed in the period in which they occur.

When the Company borrows funds specifically for the purpose of obtaining a qualifying asset, the borrowing costs incurred are capitalised. When the Company borrows funds generally and uses them for the purpose of obtaining a qualifying asset, the capitalisation of the borrowing costs is computed based on the weighted average cost of all borrowings that are outstanding during the period and used for the acquisition, construction/exploration or erection of the qualifying asset. However, borrowing costs applicable to borrowings made specifically for the purpose of obtaining a qualifying asset are excluded from this calculation, until substantially all the activities necessary to prepare that asset for its intended use or sale are complete.

Income earned on temporary investment of the borrowings pending their expenditure on the qualifying assets is deducted from the borrowing costs eligible for capitalisation.

Capitalisation of borrowing cost ceases when substantially all the activities necessary to prepare the qualifying assets for their intended use are complete.

Other borrowing costs are recognized as an expense in the year in which they are incurred.

18.0 Depreciation and amortization

- a) Depreciation on additions to /deductions from Property, Plant & Equipment (PPE) during the year is charged on pro-rata basis from / up to the date on which the asset is available for use / disposal.
- b) (i) Depreciation on Property, Plant and Equipment of Operating Units of the Company capitalized till five years before the end of the useful life of the Power Station is charged to the Statement of Profit & Loss on straight-line method following the rates and methodology notified by CERC for the fixation of tariff except for assets specified in Policy No. 18.o(d).
(ii) Depreciation on Property, Plant and Equipment capitalized during the last five years of the useful life of a Power Station is charged on straight-line method for the period of extended life as per CERC Tariff Regulations/Orders, from the date on which such asset becomes available for use.
(iii) Where the life and / or efficiency of a Power Station is increased due to renovation and modernization, the expenditure thereon along with its unamortized depreciable amount is charged prospectively on straight-line method over the revised / remaining useful life.



- c) i) Depreciation on Property, Plant and Equipment (except old and used) of other than Operating Units of the Company is charged to the extent of 90% of the cost of the asset following the rates notified by CERC for the fixation of tariff except for assets specified in Policy No. 18.o(d).
- ii) Depreciation on old and used items of PPE of other than Operating Units is charged on straight-line method to the extent of 90% of the cost of the asset over estimated useful life determined on the basis of technical assessment.
- d) i) Depreciation in respect of following items of PPE is provided on straight line method based on the useful life and residual value (5%) given in the Schedule II of the Companies Act, 2013:
- Construction Plant and Machinery
 - Computer and Peripherals
- ii) Based on technical assessment, depreciation on Mobile Phones is provided on straight line basis over a period of three years with residual value of Re 1.
- iii) Based on technical assessment, depreciation on Roof Top Solar Power System / Equipment is provided on straight line basis over a period of twenty five years with residual value of 10%.
- (iv) Based on technical assessment, depreciation on furniture & other equipment provided at residential office of employees is charged on straight line basis over a period of five years with residual value of 10%.
- e) Temporary erections are depreciated fully (100%) in the year of acquisition /capitalization by retaining Re. 1/- as WDV.
- f) All assets valuing Rs. 5000/- or less but more than Rs. 750/- are fully depreciated/amortised during the year in which the asset becomes available for use with WDV of Re. 1/- for tangible assets and NIL for Intangible Assets.
- g) Low value items, which are in the nature of assets (excluding immovable assets) and valuing up to Rs. 750/- are not capitalized and charged off to expenditure in the year of use.
- h) Leasehold Land of operating units is amortized over the period of lease or over the life of the Power Plant (40 years in case of Hydro Projects and 25 years in case of Solar & Wind Projects) whichever is lower, following the rates and methodology notified vide CERC tariff regulations.
- i) Leasehold Land and buildings of units other than operating units, is amortized over the period of lease or over the life of the Power Plant (40 years in case of Hydro Projects and 25 years in case of Solar & Wind Projects), whichever is lower.
- j) PPE created on leasehold land are depreciated to the extent of 90% of original cost over the balance available lease period of respective land from the date such asset is available for use or at the applicable depreciation rates & methodology notified by CERC tariff regulations for such assets, whichever is higher.
- k) Land-Right of Use is amortized over a period of 30 years from the date of commercial operation of the project in line with CERC tariff regulations notified for tariff fixation.
- l) Cost of software recognized as 'Intangible Assets' is amortized on straight line method over a period of legal right to use or three financial years, whichever is earlier, starting from the year in which it is acquired. Other intangible assets are amortized on straight line method over the period of legal right to use or life of the related plant, whichever is less. The period and method of amortization of intangible assets with finite useful life is reviewed at each financial year end and adjusted prospectively, wherever required.



- m) Where the cost of depreciable assets has undergone a change during the year due to increase/decrease in long term liabilities on account of exchange fluctuation, price adjustment, settlement of arbitration/court cases, change in duties or similar factors, the unamortized balance of such assets is depreciated prospectively over the residual life of such assets at the rate of depreciation and methodology notified by CERC tariff regulations.
- n) Spare parts procured along with the Plant and Machinery or subsequently which are capitalized and added in the carrying amount of such item are depreciated over the residual useful life of the related plant and machinery at the rates and methodology notified by CERC.
- o) Useful life, method of depreciation and residual value of assets where depreciation is charged as per management assessment are reviewed at the end of each financial year and adjusted prospectively over the balance useful life of the asset, wherever required.

19.0 Impairment of non-financial assets other than inventories

- a) The Company assesses, at each reporting date, whether there is an indication that an asset may be impaired. If any indication exists, or when annual impairment testing for an asset is required, the Company estimates the asset's recoverable amount. An asset's recoverable amount is the higher of an asset's or cash-generating unit's (CGU) fair value less costs of disposal and its value in use. Recoverable amount is determined for an individual asset, unless the asset does not generate cash inflows that are largely independent of those from other assets of the Company. When the carrying amount of an asset or CGU exceeds its recoverable amount, the asset is considered impaired and is written down to its recoverable amount. The resulting impairment loss is recognised in the Statement of Profit and Loss.
- b) In assessing value in use, the estimated future cash flows are discounted to their present value using a pre-tax discount rate that reflects current market assessments of the time value of money and the risks specific to the asset. In determining fair value less costs of disposal, recent market transactions are taken into account. If no such transactions can be identified, an appropriate valuation model is used. These calculations are corroborated by valuation multiples, quoted share prices for publicly traded companies or other available fair value indicators. Fair value less costs of disposal is determined only in case carrying amount of an asset or cash-generating unit (CGU) exceeds the value in use.
- c) In case of expenditure on survey & investigation of projects, if it is decided to abandon such a project, expenditure incurred thereon is charged to the Statement of Profit and Loss in the year in which such decision is taken.
- d) In case a project under survey and Investigation remains in abeyance by the order of appropriate authority/ by injunction of court order, any expenditure incurred on such projects from the date of order/ injunction of court is provided in the books from the date of such order till the period project is kept in abeyance by such order/ injunction. Provision so made is however reversed on the revocation of aforesaid order/ injunction.
- e) Impairment losses recognised in prior periods are assessed at each reporting date for any indications that the loss has decreased or no longer exists. An impairment loss is reversed if there has been a change in the estimates used to determine the recoverable amount. An impairment loss is reversed only to the extent that the asset's carrying amount does not exceed the carrying amount that would have been determined, net of depreciation or amortisation, if no impairment loss had been recognised.

20.0 Income Taxes

Income tax expense comprises current and deferred tax. Tax is recognised in the Statement of Profit and Loss, except to the extent that it relates to items recognised directly in equity or



other comprehensive income, in which case the tax is also recognised directly in equity or in other comprehensive income.

a) Current tax

Current tax is the expected tax payable on the taxable income for the year on the basis of the tax laws applicable at the reporting date and any adjustments to tax payable in previous years. Taxable profit differs from profit as reported in the Statement of Profit and Loss because it excludes items of income or expense that are taxable or deductible in other years (temporary differences) and it further excludes items that are never taxable or deductible (permanent differences).

b) Deferred tax

- i) Deferred tax is recognised on temporary differences between the carrying amounts of assets and liabilities in the Company's financial statements and the corresponding tax bases used in the computation of taxable profit and are accounted for using the Balance Sheet method. Deferred tax liabilities are generally recognised for all taxable temporary differences, and deferred tax assets are generally recognised for all deductible temporary differences, unused tax losses and unused tax credits to the extent that it is probable that future taxable profits will be available against which those deductible temporary differences, unused tax losses and unused tax credits can be utilised. Such assets and liabilities are not recognised if the temporary difference arises from the initial recognition (other than in a business combination) of an asset or liability in a transaction that at the time of the transaction affects neither the taxable profit or loss nor the accounting profit or loss.
- ii) The carrying amount of deferred tax assets is reviewed at each Balance Sheet date and reduced to the extent that it is no longer probable that sufficient taxable profits will be available against which the temporary differences can be utilised.
- iii) Deferred tax assets and liabilities are measured at the tax rates that are expected to apply in the period in which the liability is settled or the asset realised, based on tax rates (and tax laws) that have been enacted or substantively enacted by the Balance Sheet date. The measurement of deferred tax liabilities and assets reflects the tax consequences that would flow in the manner in which the Company expects, at the reporting date, to recover or settle the carrying amount of its assets and liabilities.
- iv) Deferred tax is recognised in the Statement of Profit and Loss except to the extent that it relates to items recognised directly in other comprehensive income or equity, in which case it is recognised in Other Comprehensive Income or Equity.
- v) Deferred income tax assets and liabilities are offset when there is a legally enforceable right to offset current tax assets against current tax liabilities, and when the deferred income tax assets and liabilities relate to income taxes levied by the same taxation authority on either the taxable entity or different taxable entities where there is an intention to settle the balances on a net basis.
- vi) Deferred tax recovery adjustment account is credited/ debited to the extent the deferred tax for the current period forms part of current tax in the subsequent periods and affects the computation of return on equity (ROE), a component of tariff.
- vii) When there is uncertainty regarding income tax treatments, the Company assesses whether a tax authority is likely to accept an uncertain tax treatment. If it concludes that the tax authority is unlikely to accept an uncertain tax treatment, the effect of the uncertainty on taxable income, tax bases and unused tax losses and unused tax credits is recognised. The effect of the uncertainty is recognised using the method that, in each case, best reflects the outcome of the uncertainty: the most likely outcome or the expected value. For each case, the Company evaluates whether to consider each uncertain tax treatment



separately, or in conjunction with another or several other uncertain tax treatments, based on the approach that best prefixes the resolution of uncertainty.

21.0 Compensation from third parties

Impairments or losses of items, related claims for payments of compensation from third parties including insurance companies and any subsequent purchase or construction of assets/inventory are separate economic events and are accounted for separately.

Compensation from third parties including from insurance companies for items of property, plant and equipment or for other items that were impaired, lost or given up is included in the Statement of Profit and Loss when the compensation becomes receivable. Insurance claims for loss of profit are accounted for based on certainty of realisation.

22.0 Segment Reporting

- a) In accordance with Ind AS 108 – Operating Segment, the operating segments used to present segment information are identified on the basis of internal reports used by the Company's Management to allocate resources to the segments and assess their performance. The Board of Directors is collectively the Company's "Chief Operating Decision Maker" or "CODM" within the meaning of Ind AS 108.
- b) Electricity generation is the principal business activity of the Company. Other operations viz., Contracts, Project Management, Consultancy works and Trading of Power do not form a reportable segment as per the Ind AS -108.

23.0 Leases

The Company assesses whether a contract is or contains a lease at the inception of a contract. A contract is, or contains, a lease if the contract conveys the right to control the use of an identified asset for a period of time in exchange for consideration. To assess whether a contract conveys the right to control the use of an identified asset, the Company assesses whether the contract involves the use of an identified asset, whether the Company has the right to obtain substantially all of the economic benefits from use of the asset throughout the period of lease and whether the Company has the right to direct the use of the asset. If the supplier has a substantive substitution right, then the asset is not identified. Where the decision about how and for what purpose the asset is used is predetermined, the Company has the right to direct the use of the asset if it has the right to operate the asset, or the Company designed the asset in a way that predetermines how and for what purpose it will be used.

At inception or on reassessment of a contract that contains a lease component, the Company allocates the consideration in the contract to each lease component on the basis of their relative stand-alone prices. However, for the leases of land and buildings in which it is a lessee, the Company has elected not to separate non-lease components and account for the lease and non-lease components as a single lease component.

i. Company as a lessee

The Company recognises a right-of-use asset and a lease liability at the lease commencement date. The right-of-use asset is initially measured at cost, which comprises the initial amount of the lease liability adjusted for any lease payments made at or before the commencement date, plus any initial direct costs incurred and an estimate of costs to dismantle and remove the underlying asset or to restore the underlying asset or the site on which it is located, less any lease incentives received.

Land taken for use from State Government (without transfer of title) and expenses on relief and rehabilitation as also on creation of alternate facilities for land evacuees or in lieu of existing facilities coming under submergence and where construction of such alternate



facilities is a specific pre-condition for the acquisition of the land for the purpose of the project, are accounted for as Right of Use Assets.

Right-of-use assets are depreciated/amortized from the commencement date to the end of the useful life of the underlying asset, if the lease transfers ownership of the underlying asset by the end of lease term or if the cost of right-of-use assets reflects that the purchase option will be exercised. Otherwise, Right-of-use assets are depreciated/ amortized from the commencement date on a straight-line basis over the shorter of the lease term and useful life of the underlying asset. The estimated useful lives of right-of-use assets are determined on the same basis as those of property, plant and equipment.

Right-of-use assets are evaluated for recoverability whenever events or changes in circumstances indicate that their carrying amounts may not be recoverable. For the purpose of impairment testing, the recoverable amount (i.e. the higher of the fair value less costs of disposal and the value-in-use) is determined on an individual asset basis unless the asset does not generate cash flows that are largely independent of those from other assets. In such cases, the recoverable amount is determined for the Cash Generating Unit (CGU) to which the asset belongs.

The lease liability is initially measured at the present value of the future lease payments, discounted using the interest rate implicit in the lease or, if that rate cannot be readily determined, the incremental borrowing rate. Future lease payments comprise of the fixed payments, including in-substance fixed payments, variable lease payments that depend on an index or a rate, amounts expected to be payable under a residual value guarantee and the exercise price under a purchase option that the Company is reasonably certain to exercise or the penalty for early termination of a lease unless the Company is reasonably certain not to terminate early.

The lease liability is measured at amortised cost using the effective interest method. It is remeasured when there is a change in future lease payments arising from a change in an index or rate, if there is a change in the estimate of the amount expected to be payable under a residual value guarantee, or if the Company changes its assessment of whether it will exercise a purchase, extension or termination option or when a lease contract is modified, and the lease modification is not accounted for as a separate lease, in which case the lease liability is remeasured based on the lease term of the modified lease by discounting the revised lease payments using a revised discount rate at the effective date of the modification.

When the lease liability is remeasured, a corresponding adjustment is made to the carrying amount of the right-of-use asset, or is recorded in the Statement of Profit and Loss if the carrying amount of the right-of-use asset has been reduced to zero.

Right-of-use assets are presented as a separate line item on the face of the Balance Sheet.

The Company has elected not to recognise right-of-use assets and lease liabilities in respect of short-term leases that have a lease term of 12 months or less and leases where the underlying asset is of low-value. The lease payments associated with these leases are recognized as an expense on a straight-line basis over the lease term.

ii. Company as a lessor

When the Company acts as a lessor, it determines at lease inception whether each lease is a finance lease or an operating lease. A lease is classified as a finance lease if it transfers substantially all the risks and rewards incidental to ownership of an underlying asset. A lease is classified as an operating lease if it does not transfer substantially all the risks and rewards incidental to ownership of an underlying asset.

Where the Company determines a long term Power Purchase Agreement (PPA) to be or to contain a lease and where the off taker has the principal risk and rewards of ownership of the power plant through its contractual arrangements with the Company, the arrangement is considered a finance lease. For embedded leases in the nature of a Finance Lease, the



investment in the power station is recognised as a Lease Receivable. The minimum lease receipts are identified by segregating the embedded lease receipts from the contract amounts (including Advance Against Depreciation (AAD) recognised in accordance with CERC Tariff regulations 2004-09 up to 31st March 2009 and considered as deferred income). Each lease receipt is allocated between the receivable and finance lease income (forming part of revenue from operations) so as to achieve a constant rate of return on the Lease Receivable outstanding.

Subsequent to initial recognition, the Company regularly reviews the estimated unguaranteed residual value and applies the impairment requirements of Ind AS 109- Financial Instruments for recognising an allowance for expected credit losses on the lease receivables.

Finance lease income is calculated with reference to the gross carrying amount of the lease receivables, except for credit-impaired financial assets for which interest income is calculated with reference to their amortised cost (i.e. after a deduction of the loss allowance).

If an arrangement contains lease and non-lease components, the Company applies Ind AS 115- *Revenue from Contracts with Customers* to allocate the consideration in the contract.

In the case of Operating Leases or embedded operating leases, the lease income from the operating lease is recognised in revenue over the lease term to reflect the pattern of use benefit derived from the leased asset. The respective leased assets are included in the Balance Sheet based on their nature and depreciated over its economic life.

24.0 Business combinations

(i) Business combinations are accounted for using the acquisition accounting method as at the date of the acquisition, which is the date at which control is transferred to the Company. The consideration transferred in the acquisition and the identifiable assets acquired and liabilities assumed are recognized at fair values on their acquisition date. Goodwill is initially measured at cost, being the excess of the consideration transferred over the net identifiable assets acquired and liabilities assumed. Where the fair value of net identifiable assets acquired and liabilities assumed exceed the consideration transferred, after reassessing the fair values of the net assets and contingent liabilities, the excess is recognized as capital reserve. Acquisition related costs are expensed as incurred.

(ii) Business combinations involving entities that are controlled by the Company are accounted for using the pooling of interests method wherein the assets and liabilities of the combining entities are reflected at their carrying amounts and no adjustments are made to reflect fair values, or recognise any new assets or liabilities. The only adjustments that are made are to harmonise accounting policies.

The financial information in the financial statements in respect of prior periods is restated as if the business combination had occurred from the beginning of the preceding period in the financial statements, irrespective of the actual date of the combination. However, where the business combination had occurred after that date, the prior period information is restated only from that date.

The balance of the retained earnings appearing in the financial statements of the transferor is aggregated with the corresponding balance appearing in the financial statements of the transferee. The identity of the reserves is preserved and the reserves of the transferor become the reserves of the transferee. The difference, if any, between the amounts recorded as share capital issued plus any additional consideration in the form of cash or other assets and the amount of share capital of the transferor is transferred to capital reserve and is presented separately from other capital reserves.

25.0 Material prior period errors

Material prior period errors are corrected retrospectively by restating the comparative amounts for the prior periods presented in which the error occurred. If the error occurred before the earliest period presented, the opening balances of assets, liabilities and equity for the earliest period presented, are restated unless it is impracticable, in which case, the



comparative information is adjusted to apply the new accounting policy prospectively from the earliest date practicable.

26.0 Earnings per share

- a) Basic earnings per equity share is computed by dividing the net profit or loss attributable to equity shareholders of the Company by the weighted average number of equity shares outstanding during the financial year.
- b) Diluted earnings per equity share is computed by dividing the net profit or loss attributable to equity shareholders of the Company by the weighted average number of equity shares considered for deriving basic earnings per equity share and also the weighted average number of equity shares that could have been issued upon conversion of all dilutive potential equity shares.
- c) Basic and diluted earnings per equity share are also presented using the earnings amounts excluding the movements in regulatory deferral account balances.

27.0 Statement of Cash Flows

a) Cash and Cash Equivalents:

For the purpose of presentation in the statement of cash flows, cash and cash equivalents includes cash on hand, deposits held at call with financial institutions, other short-term, highly liquid investments with original maturities of three months or less that are readily convertible to known amounts of cash and which are subject to an insignificant risk of changes in value, and bank overdrafts. However, for Balance Sheet presentation, Bank overdrafts are shown within "Borrowings" under Current Liabilities.

- b) Statement of cash flows is prepared in accordance with the indirect method prescribed in Ind AS 7- 'Statement of Cash Flows'.

28.0 Current versus non-current classification

The Company presents assets and liabilities in the Balance Sheet based on current/non-current classification.

a) An asset is current when it is:

- Expected to be realised or intended to be sold or consumed in the normal operating cycle
- Held primarily for the purpose of trading
- Expected to be realised within twelve months after the reporting period, or
- Cash or cash equivalent unless restricted from being exchanged or used to settle a liability for at least twelve months after the reporting period.

All other assets are classified as non-current.

b) A liability is current when:

- It is expected to be settled in the normal operating cycle
- It is held primarily for the purpose of trading
- It is due to be settled within twelve months after the reporting period, or
- There is no unconditional right to defer settlement of the liability for at least twelve months after the reporting period.

All other liabilities are classified as non-current.

- c) Deferred tax assets /liabilities are classified as non-current assets / liabilities.

29.0 Non -Current Assets Classified as Held for Sale

The Company classifies non-current assets and disposal groups as held for sale if their carrying amounts will be recovered principally through a sale rather than through continuing use and a sale is considered highly probable. Indicators in this regard include whether management is committed to the sale, whether such sale is expected to be completed within one year from the



date of classification as held for sale and whether the actions required to complete the plan of sale indicates that it is unlikely that significant changes to the plan will be made or that the plan will be withdrawn. Non-Current Assets held for sale and disposal groups are measured at the lower of their carrying amount and their fair value. Cost of disposal is deducted from the recognized value, if significant. Property, plant and equipment and intangible assets once classified as held for sale are not depreciated or amortized.

30.0 Miscellaneous

- a) Each material class of similar items is presented separately in the financial statements. Items of a dissimilar nature or function are presented separately unless they are immaterial.
- b) Liabilities for Goods in transit/Capital works executed but not certified are not provided for, pending transfer of ownership, inspection and acceptance by the Company.



NOTE NO. 2.1 Property, Plant and Equipment as on 31.03.2024

(Amount ₹ in Lacs)

Sl. No.	PARTICULARS	GROSS BLOCK						DEPRECIATION				NET BLOCK		
		As at 01-Apr-2023	Additions		Deductions		Other Adjustments	As at 31st March, 2024	As at 01-Apr-2023	For the year	Adjustments	As at 31st March, 2024	As at 31st March, 2024	As at 31st March, 2023
			IUT	Others	IUT	Others								
i)	Land – Freehold	0					0	0			0	0	0	
ii)	Roads and Bridges	0					0	0	0	0	0	0	0	
iii)	Buildings	0					0	0	0	0	0	0	0	
iv)	Railway sidings	0					0	0	0	0	0	0	0	
v)	Hydraulic Works(Dams, Water Conductor system, Hydro mechanical gates, tunnels)	0					0	0	0	0	0	0	0	
vi)	Generating Plant and machinery	0					0	0	0	0	0	0	0	
vii)	Plant and machinery Sub station	0					0	0	0	0	0	0	0	
viii)	Plant and machinery Transmission lines	0					0	0	0	0	0	0	0	
ix)	Plant and machinery Others	0					0	0	0	0	0	0	0	
x)	Construction Equipment	0					0	0	0	0	0	0	0	
xi)	Water Supply System/Drainage and Sewerage	0					0	0	0	0	0	0	0	
xii)	Electrical installations	0					0	0	0	0	0	0	0	
xiii)	Vehicles	0					0	0	0	0	0	0	0	
xiv)	Aircraft/ Boats	0					0	0	0	0	0	0	0	
xv)	Furniture and fixture	0					0	0	0	0	0	0	0	
xvi)	Computers	6.42	2.51		2.88		6.05	1.03	1.90	-0.67	2.26	3.79	5.39	
xvii)	Communication Equipment	0					0	0	0	0	0	0	0	
xviii)	Office Equipments	0					0	0	0	0	0	0	0	
	Total	6.42	0.00	2.51	0.00	2.88	0.00	6.05	1.03	1.90	-0.67	2.26	3.79	5.39
	Previous year	0.00		7.31		0.88	0.00	6.42		1.06	-0.02	1.03	5.39	

Note:-

2.1.1 (a) Title deeds of Immoveable Properties not held in name of the Company as on 31st March 2024:-

Relevant Line item in the Balance Sheet	Description of Item of Property	Gross Carrying Value	Title Deeds held in the name of	Whether title deed holder is a promoter, director or relative of Promoter/director or employee of promoter/director	Property held since which date	Reason for not being held in the name of the Company
Property, Plant and Equipment	Land					
	Building					
	Others					

(b) Title deeds of Immoveable Properties not held in name of the Company as on 31st March 2023:-

Relevant Line item in the Balance Sheet	Description of Item of Property	Gross Carrying Value	Title Deeds held in the name of	Whether title deed holder is a promoter, director or relative of Promoter/director or employee of promoter/director	Property held since which date	Reason for not being held in the name of the Company
Property, Plant and Equipment	Land					
	Building					
	Others					

2.1.2 Freehold Land includes 8 hectare (Previous year 8 hectare) of land being used by Loktak Downstream Hydroelectric Corporation Limited (LDHCL) (A subsidiary of NHPC Limited) for a consideration of ₹ 100 per annum as rent, for which a lease agreement has been entered between NHPC Limited and LDHCL.

2.1.3 Refer Note No 34(9) of Financial Statement for information of non-current assets equitably mortgaged/hypothecated with banks as security for related borrowings.

2.1.4 Refer Note no. 34(18) of Financial Statements for information regarding Impairment of Assets.

2.1.5 Foreign Exchange Rate Variation included in Adjustments to assets are as follows:-

Class of Assets	For the Year ended on 31.03.2024	For the Year ended on 31.03.2023
Roads and Bridges		
Buildings		
Hydraulic Works(Dams, Water Conductor system, Hydro mechanical gates, tunnels)		
Generating Plant and machinery		
Plant and machinery Sub station		
Plant and machinery Transmission lines		
Plant and machinery Others		
Construction Equipment		
Water Supply System/Drainage and Sewerage		
Electrical installations		
Vehicles		



Aircraft/ Boats		
Furniture and fixture		
Computers		
Communication Equipment		
Office Equipments		
Total		

2.1.6 Additional disclosure of Property Plant and Equipment (PPE) as per gross block of assets and accumulated depreciation under previous GAAP has been provided as Annexure-1 to this Note.



NOTE NO. 2.5 Intangible Assets

(Amount ₹ in Lacs)

Sl. No.	PARTICULARS	GROSS BLOCK						AMORTISATION				NET BLOCK		
		As at 01-Apr-2023	Additions		Deductions		Other Adjustments	As at 31st March, 2024	As at 01-Apr-2023	For the year	Adjustments	As at 31st March, 2024	As at 31st March, 2024	As at 31st March, 2023
			IUT	Others	IUT	Others								
i)	Upfront Fees	0					0					0		
ii)	Computer Software	0					0	0	0	0	0	0	0	
	Total	0	0	0	0	0	0	0	0	0	0	0	0	
	Previous year	0	0	0	0	0	0	0	0	0	0	0	0	

Note : 2.5.1 Additional disclosure of Intangible Assets as per gross block of assets and accumulated depreciation under previous GAAP has been provided as Annexure-I to this Note.



Annexure-I to NOTE NO. 2.1 Property, Plant and Equipment

(Amount ₹ in Lacs)

Sl. No.	PARTICULARS	GROSS BLOCK						DEPRECIATION				NET BLOCK		
		As at 01-Apr-2023	Additions		Deductions		Other Adjustments	As at 31st March, 2024	As at 01-Apr-2023	For the year	Adjustments	As at 31st March, 2024	As at 31st March, 2024	As at 31st March, 2023
			IUT	Others	IUT	Others								
i)	Land - Freehold	0	0	0	0	0	0	0	0	0	0	0	0	0
ii)	Roads and Bridges	0	0	0	0	0	0	0	0	0	0	0	0	0
iii)	Buildings	0	0	0	0	0	0	0	0	0	0	0	0	0
iv)	Railway sidings	0	0	0	0	0	0	0	0	0	0	0	0	0
v)	Hydraulic Works(Dams, Water Conductor system, Hydro mechanical gates, tunnels)	0	0	0	0	0	0	0	0	0	0	0	0	0
vi)	Generating Plant and machinery	0	0	0	0	0	0	0	0	0	0	0	0	0
vii)	Plant and machinery Sub station	0	0	0	0	0	0	0	0	0	0	0	0	0
viii)	Plant and machinery Transmission lines	0	0	0	0	0	0	0	0	0	0	0	0	0
ix)	Plant and machinery Others	0	0	0	0	0	0	0	0	0	0	0	0	0
x)	Construction Equipment	0	0	0	0	0	0	0	0	0	0	0	0	0
xi)	Water Supply System/Drainage and Sewerage	0	0	0	0	0	0	0	0	0	0	0	0	0
xii)	Electrical installations	0	0	0	0	0	0	0	0	0	0	0	0	0
xiii)	Vehicles	0	0	0	0	0	0	0	0	0	0	0	0	0
xiv)	Aircraft/ Boats	0	0	0	0	0	0	0	0	0	0	0	0	0
xv)	Furniture and fixture	0	0	0	0	0	0	0	0	0	0	0	0	0
xvi)	Computers	6.42	0.00	2.51	0.00	2.88	0.00	6.05	1.03	1.90	-0.67	2.26	3.79	5.39
xvii)	Communication Equipment	0	0	0	0	0	0	0	0	0	0	0	0	0
xviii)	Office Equipments	0	0	0	0	0	0	0	0	0	0	0	0	0
	Total	6.42	0.00	2.51	0.00	2.88	0.00	6.05	1.03	1.90	-0.67	2.26	3.79	5.39
	Previous year	0.00		7.31		0.88	0.00	6.42	0.00	1.06	-0.02	1.03	5.39	0.00

Note:-

Underground works amounting to ₹ NIL (Previous year ₹ NIL), created on "Land -Right to Use"classified under "Right of use Assets, are included under the relevant heads of Property, Plant and Equipment.



NOTE NO. 2.4 INVESTMENT PROPERTY

NOTE NO. 2.4 INVESTMENT PROPERTY

		GROSS BLOCK										AMORTISATION				NET BLOCK		(Amount ₹ in Lacs)
Sl. No.	PARTICULARS	As at 01-Apr-2023	Additions		Deductions		Other Adjustments	As at 31st March, 2024	As at 01-Apr-2023	For the year	Adjustments	As at 31st March, 2024	As at 31st March, 2024	As at 31st March, 2023	As at 31st March, 2023			
			IUT	Others	IUT	Others												
i)	Land Freehold	0	0	0	0	0	0	0	0	0	0	0	0	0	0	0		
	Total	0	0	0	0	0	0	0	0	0	0	0	0	0	0	0		
	Previous year							0				0	0	0	0	0		

(Amount in ₹)

2.4.1 Amounts recognised in the Statement of Profit and Loss for investment property

	For the Year ended 31st March, 2024	For the Year ended 31st March, 2023
Rental income	-	-
Direct operating expenses from property that generated rental income	-	-
Direct operating expenses from property that did not generate rental income	-	-
	As at 31.03.2024	As at 31.03.2023

2.4.2 Fair Value of investment property

2.4.3 Investment property comprise of freehold land which was bought for normal business requirements of the Company. However, due to change in business plans, the Company is in the process of finalising the future use of the property. IND AS 40, Investment Property, provides by way of example that land held for a currently undetermined future use is to be regarded as held for capital appreciation and hence to be classified as Investment Property. Accordingly such land has been classified as Investment Property.

2.4.4 Valuation process

The above land is carried in the financial statements at cost. However, the fair value of investment property has been arrived on the basis of market value as per valuation report and considered to be level-II of fair valuation hierarchy.



Annexure-I to NOTE NO. 2.5 Intangible Assets

(Amount ₹ In Lacs)

Annexure-I to NOTE NO. 2.5 Intangible Assets														
Sl. No.	PARTICULARS	GROSS BLOCK							AMORTISATION				NET BLOCK	
		As at 01-Apr-2023	Additions		Deductions		Other Adjustments	As at 31st March, 2024	As at 01-Apr-2023	For the year	Adjustments	As at 31st March, 2024	As at 31st March, 2024	As at 31st March, 2023
			IUT	Others	IUT	Others								
i)	Upfront Fees	0	0	0	0	0	0	0					0	0
ii)	Computer Software	0	0	0	0	0	0	0	0	0	0	0	0	0
	Total	0	0	0	0	0	0	0	0	0	0	0	0	0
	Previous year	0	0	0	0	0	0	0	0	0	0	0	0	0



NOTE NO. 2.1 Property, Plant and Equipment as on 31.03.2024

Sl. No.	PARTICULARS	GROSS BLOCK								DEPRECIATION				NET BLOCK		
		As at 01-Apr-2023	Classified under Finance Lease as at 01-Apr-2023	After Finance Lease as at 01-Apr-2023	Additions		Deductions		Other Adjustments	As at 31st March, 2024	As at 01-Apr-2023	For the year	Adjustments	As at 31st March, 2024	As at 31st March, 2024	As at 31st March, 2023
					IUT	Others	IUT	Others								
i)	Land – Freehold	0	0	0					0	0		0	0	0	0	
ii)	Roads and Bridges	0	0	0					0	0	0	0	0	0	0	
iii)	Buildings	0	0	0					0	0	0	0	0	0	0	
iv)	Railway sidings	0	0	0					0	0	0	0	0	0	0	
v)	Hydraulic Works(Dams, Water Conductor system, Hydro mechanical gates, tunnels)	0	0	0					0	0	0	0	0	0	0	
vi)	Generating Plant and machinery	0	0	0					0	0	0	0	0	0	0	
vii)	Plant and machinery Sub station	0	0	0					0	0	0	0	0	0	0	
viii)	Plant and machinery Transmission lines	0	0	0					0	0	0	0	0	0	0	
ix)	Plant and machinery Others	0	0	0					0	0	0	0	0	0	0	
x)	Construction Equipment	0	0	0					0	0	0	0	0	0	0	
xi)	Water Supply System/Drainage and Sewerage	0	0	0					0	0	0	0	0	0	0	
xii)	Electrical installations	0	0	0					0	0	0	0	0	0	0	
xiii)	Vehicles	0	0	0					0	0	0	0	0	0	0	
xiv)	Aircraft/ Boats	0	0	0					0	0	0	0	0	0	0	
xv)	Furniture and fixture	0	0	0					0	0	0	0	0	0	0	
xvi)	Computers	6.42	0	6		2.51		2.88	6.05	1.03	1.90	-0.67	2.26	3.79	5.39	
xvii)	Communication Equipment	0	0	0					0	0	0	0	0	0	0	
xviii)	Office Equipments	0	0	0					0	0	0	0	0	0	0	
	Total	6.42	0.00	6.42	0.00	2.51	0.00	2.88	0.00	6.05	1.03	1.90	-0.67	2.26	3.79	5.39
	Previous year	0				7.31		0.88	0	6.42	0	1.06	-0.02	1.03	5.39	0



NOTE NO. 2.4 INVESTMENT PROPERTY

NOTE NO. 2.4 INVESTMENT PROPERTY															
Sl. No.	PARTICULARS	GROSS BLOCK								AMORTISATION				NET BLOCK	
		As at 01-Apr-2023			Additions		Deductions		Other Adjustment s	As at 31st March, 2024	As at 01-Apr-2023	For the year	Adjustments	As at 31st March, 2024	As at 31st March, 2024
					IUT	Others	IUT	Others							
i)	Land Freehold	0							0	0	0	0	0	0	
	Total	0			0	0	0	0	0	0	0	0	0	0	
	Previous year								0				0	0	

NOTE NO. 2.5 Other Intangible Assets

NOTE NO. 2.5 Other Intangible Assets																
Sl. No.	PARTICULARS	GROSS BLOCK								AMORTISATION				NET BLOCK		
		As at 01-Apr-2023	Classified under Finance Lease as at 01-Apr-2023	After Finance Lease as at 01-Apr-2023	Additions		Deductions		Other Adjustments	As at 31st March, 2024	As at 01-Apr-2023	For the year	Adjustments	As at 31st March, 2024	As at 31st March, 2024	As at 31st March, 2023
					IUT	Others	IUT	Others								
i)	Upfront Fees	0		0						0					0	0
ii)	Computer Software	0	0	0		0				0	0	0	0	0	0	0
	Total	0	0	0	0	0	0	0	0	0	0	0	0	0	0	0
	Previous year	0	0	0	0	0	0	0	0	0	0	0	0	0	0	0

NOTE NO. 2.3 Right of Use Assets

Sl. No.	PARTICULARS	GROSS BLOCK								DEPRECIATION				NET BLOCK		
		As at 01-Apr-2023	Classified under Finance Lease as at 01-Apr-2023	After Finance Lease as at 01-Apr-2023	Additions		Deductions		Other Adjustments	As at 31st March, 2024	As at 01-Apr-2023	For the year	Adjustments	As at 31st March, 2024	As at 31st March, 2024	As at 31st March, 2023
					IUT	Others	IUT	Others								
i)	Land -Leasehold	0	0	0					0	0	0	0	0	0	0	
ii)	Building-Right of use	0	0	0					0	0	0	0	0	0	0	
iii)	Land- Right to Use	0	0	0					0	0	0	0	0	0	0	
iv)	Construction Equipment	0	0	0					0	0	0	0	0	0	0	
v)	Vehicles	0	0	0					0	0	0	0	0	0	0	
	TOTAL	0	0	0	0	0	0	0	0	0	0	0	0	0	0	



Annexure to Note 2.1 & 2.5 as at
31.03.2024

1.1 Addition of Fixed assets on account of Others (New Purchases & CWIP Capitalized)

Sl. No	Particular of assets	Head of account	Gross block Adjusted (Rs in Lacs)
1	IPAD AIR 10.9 WIFI + CELL 256GB S. G (888712/10/1)	411801	0.97
2	IPAD AIR 10.9 WIFI + CELL 256GB S. G. (888712/10/1)	411801	0.96
3	Apple Magic Keyboard iPad Air	411801	0.29
4	Apple Magic Keyboard iPad Air	411801	0.29
	Total		2.51

1.2 Addition on account of others (Transfer in from Subsidiary companies)

[illegible]

1.3 Addition on account of inter unit transfers

Sl. No	Particular of assets	Head of account	Gross block of Assets (Rs.)	Detail of the Unit / Company from where Assets Received (Transferred In)		Advice number
				Name of Unit / Company	Code of Unit / Company	
					e.g. 100, 101	
	Total		0			

2.1 Deductions on account of Others (Sale/Disposal/Write off)

Sl. No	Particular of assets	Head of account	Gross block Addition (Rs in Lacs)	Accumulated Depreciation till 31.03.2015	Gross Block Deduction at Deemed Cost.
1	APPLE IPAD PRO 10.9", 256GB	411801	0.88	0	0.88
2	APPLE IPAD PRO 10.9", 256GB	411801	0.88	0	0.88
3	IPAD AIR10 9W/FI+CELL256GB SG(MM713HN/A),PENCIL 2ND GENERATION(MU8F2ZM/A),KEYBOARD(MXNK2HN/ A)-APPLE	411801	1.12	0	1.12
	Total		2.88	0	2.88

2.2 Deduction on account of others (Transfer out to Subsidiary companies)

Deduction on account of others (transfer out to subsidiary companies)						
Sl. No	Particular of assets	Head of account	Gross block (Rs.)	Net Block Deduction (Rs.)	Name of Subsidiary Company	Advice number

2.3 Deductions on account of Inter-unit Transfer

Sl. No	Particulars of assets	Head of account	Gross block Deduction (Rs.)	Detail of the Unit / Company to which Assets Sent (Transferred Out)	Advice number
--------	-----------------------	-----------------	-----------------------------	---	---------------



(FERV, Reclassification, Capitalization Adjustments, Change in Head of Account)

[illegible]

Note no. 2.2 Capital Work In Progress

(Amount ₹ in Lacs)						
S.No	Particulars	As at 01-Apr-2023	Addition	Adjustment	Capitalised	As at 31st March, 2024
i)	Roads and Bridges	-	-	-	-	-
ii)	Buildings	-	-	-	-	-
iii)	Building-Under Lease	-	-	-	-	-
iv)	Railway sidings	-	-	-	-	-
v)	Hydraulic Works(Dams, Water Conductor system, Hydro mechanical gates, tunnels)	-	-	-	-	-
vi)	Generating Plant and Machinery	-	48.90	-	-	48.90
vii)	Plant and Machinery - Sub station	-	-	-	-	-
viii)	Plant and Machinery - Transmission lines	-	-	-	-	-
ix)	Plant and Machinery - Others	-	-	-	-	-
x)	Construction Equipment	-	-	-	-	-
xi)	Water Supply System/Drainage and Sewerage	-	-	-	-	-
xii)	Computers	-	-	-	-	-
xiii)	Communication Equipment	-	-	-	-	-
xiv)	Office Equipments	-	-	-	-	-
xv)	Assets awaiting installation	-	-	-	-	-
xvi)	CWIP - Assets Under 5 KM Scheme Of the GOI	-	-	-	-	-
xvii)	Survey, investigation, consultancy and supervision charges	-	-	-	-	-
xviii)	Expenditure on compensatory Afforestation	-	-	-	-	-
xix)	Expenditure attributable to construction (Refer Note-32)	-	-	-	-	-
	Less: Capital Work in Progress Provided (Refer Note 2.2.4)	-	-	-	-	-
	Sub total (a)	-	48.90	-	-	48.90
	Construction Stores	-	-	-	-	-
	Less : Provisions for construction stores	-	-	-	-	-
	Sub total (b)	0	-	-	-	0
	TOTAL	-	48.90	-	-	48.90
	Previous year	-	-	-	-	-

2.2.1 (a) CWIP aging schedule as on 31st March 2024

CWIP	Amount in CWIP for a period of				Total
	Less than 1 Year	1-2 Years	2-3 Years	More than 3 Years	
Projects in Progress	48.90	-	-	-	48.90
Projects temporarily Suspended	-	-	-	-	-
Total	48.90	-	-	-	48.90

(b) CWIP Completion Schedule as on 31st March 2024 for delayed projects

CWIP	To be Completed in				Total
	Less than 1 Year	1-2 Years	2-3 Years	More than 3 Years	
	-	-	-	-	-
Total	-	-	-	-	-

2.2.2 (a) CWIP aging schedule as on 31st March 2023

CWIP	Amount in CWIP for a period of				Total
	Less than 1 Year	1-2 Years	2-3 Years	More than 3 Years	
Projects in Progress	-	-	-	-	-
Projects temporarily Suspended	-	-	-	-	-
Total	-	-	-	-	-

(b) CWIP Completion Schedule as on 31st March 2023 for delayed projects

CWIP	To be Completed in				Total
	Less than 1 Year	1-2 Years	2-3 Years	More than 3 Years	
	-	-	-	-	-
Total	-	-	-	-	-

2.2.3 Expenditure attributable to Construction (EAC) includes ₹ NIL (Previous year ₹ NIL) towards borrowing cost capitalised during the year. - Only for construction projects. (Also Refer Note-32)

2.2.4 Capital Work in Progress (CWIP) includes a cumulative expenditure of ₹ NIL (Previous year ₹NIL) including Survey, Investigation, Consultancy and Supervision Charges of ₹ NIL (Previous year ₹ NIL) on projects under Survey & Investigation stage. Of this, a sum of ₹ NIL (Previous year ₹ NIL) pertains to Subansiri Upper Project, which had been decided by Government of Arunachal Pradesh to be handed over to a Private Developer. However, pending handing over of the project & recovery of expenditure incurred thereon, the said amount remains provided for in the books as an abundant precaution. Out of the balance of ₹NIL (Previous year ₹ NIL) pertaining to projects with the company, a sum of ₹NIL (Previous year ₹ NIL) has been provided upto date where uncertainties are attached and ₹ NIL (Previous year ₹ NIL), pertaining to other projects having reasonable certainty of getting clearance, is carried over.

2.2.5 Underground Works amounting to ₹ NIL (Previous year ₹ NIL) created on "Land -Right to Use" classified under Right of Use Assets, are included under respective heads of Capital Work in Progress (CWIP).

2.2.6 Refer Note no. 34(7) of Financial Statements for information of non-current assets pledged with banks as security for related borrowings.

2.2.7 Refer Note no. 34(15) of Financial Statements for information regarding Impairment of Assets.



Annexure to Note 2.2

(Amount in Rs. Lacs)

CUMMULATIVE EDC			
Particulars	Linkage	31.03.2024	31.03.2023
A. EMPLOYEES BENEFITS EXPENSES			
	437501 & 437589		
	& 437505 &		
Salaries, wages, allowances	437500	0	0
Gratuity and contribution to provident fund (including administration fees)	437502	0	0
Staff welfare expenses	437503	0	0
Leave Salary & Pension Contribution	437504	0	0
Sub-total(a)		0	0
Less: Capitalized During the year/Period	438103	0	0
Sub-total(A)		0	0
B. GENERATION AND OTHER EXPENSES			
EAC-WATER USAGE CHARGES AT PROJECTS GENERATING INFIRM POWER	437506	0	0
CONSUMPTION OF STORES AND SPARES AT PROJECTS GENERATING INFIRM POWER	437507	0	0
REPAIR AND MAINTENANCE- DAM/WATER REGULATING SYSEM AT PROJECTS GENERATING INFIRM POWER	437508	0	0
REPAIR AND MAINTENANCE- GPM/ OTHER POWER PLANT SYSTEM AT PROJECTS GENERATING INFIRM POWER	437509	0	0
Repairs-Building	437510	0	0
Repairs-Machinery	437511	0	0
Repairs-Others	437512	0	0
Rent	437514 & 437588	0	0
Rates and taxes	437515	0	0
Insurance	437516	0	0
Security expenses	437517	0	0
Electricity Charges	437518	0	0
Travelling and Conveyance	437519	0	0
Expenses on vehicles	437520	0	0
Telephone, telex and Postage	437521	0	0
Advertisement and publicity	437522	0	0
Entertainment and hospitality expenses	437523	0	0
Printing and stationery	437524	0	0
Remuneration to Auditors	437552	0	0
Design and Consultancy charges:			
- Indigenous	437526	0	0
- Foreign	437527	0	0
Expenses on compensatory afforestation/ catchment area treatment/ environmental expenses/development expenses	437531	0	0
Expenditure on land not belonging to corporation	437532	0	0
Land acquisition and rehabilitation	437533	0	0
EXPENDITUR ON WORK OF DOWNSTREAM PROTECTION WORKS	437536	0	0
EAC - LEASE RENT	437534	0	0
Loss on assets/ materials written off	437528	0	0
Losses on sale of assets	437530	0	0
Other general expenses	437525 & 437535	0	0
Sub-total (b)		0	0
Less: Capitalized During the year/Period	438102	0	0
Sub-total(B)		0	0
C. FINANCE COST			
i) Interest on :			
a) Government of India loan	437540	0	0
b) Bonds	437541	0	0
c) Foreign loan	437542	0	0
d) Term loan	437543 and 44	0	0
e) Cash credit facilities /WCDL	437545	0	0
g) Exchange differences regarded as adjustment to interest cost	437554	0	0
Loss on Hedging Transactions	437555	0	0
ii) Bond issue/ service expenses	437546	0	0
iii) Commitment fee	437547	0	0
iv) Guarantee fee on loan	437548	0	0
v) Other finance charges	437549	0	0



vi) EAC- INTEREST ON LOANS FROM CENTRAL GOVERNMENT- ADJUSTMENT ON ACCOUNT OF EFFECTIVE INTEREST	437581	0	0
vii) EAC- INTEREST ON SECURITY DEPOSIT/ RETENTION MONEY- ADJUSTMENT ON ACCOUNT OF EFFECTIVE INTEREST	437583	0	0
viii) EAC- COMMITTED CAPITAL EXPENSES- ADJUSTMENT FOR TIME VALUE	437585	0	0
ix) EAC- INTEREST ON FC LOANS - EFFECTIVE INTEREST ADJUSTMENT	437590	0	0
x) EAC- INTEREST EXPENSES - UNDER LEASE (IND AS)	437587	0	0
Sub-total (c)		0	0
Less: Capitalized During the year/Period	438105	0	0
Sub-total (C)		0	0
D. EXCHANGE RATE VARIATION (NET)			
i) ERV (Debit balance)	437550	0	0
Less: ii) ERV (Credit balance)	437551	0	0
Sub-total (d)		0	0
Less: Capitalized During the year/Period	438108	0	0
Sub-total(D)		0	0
E. PROVISIONS			
Sub-total(e)	437561	0	0
Less: Capitalized During the year/Period	438106	0	0
Sub-total(E)		0	0
F. DEPRECIATION & AMORTISATION			
	437560	0	0
	437586	0	0
Sub-total (f)		0	0
Less: Capitalized During the year/Period	438104	0	0
Sub-total(F)		0	0
G. PRIOR PERIOD EXPENSES (NET)			
Prior period expenses	437565	0	0
Less Prior period income	437579	0	0
Sub-total (g)		0	0
Less: Capitalized During the year/Period	438107	0	0
Sub-total (G)		0	0
H. LESS : RECEIPTS AND RECOVERIES			
i) Income from generation of electricity – precommissioning	437570	0	0
ii) Interest on loans and advances	437571	0	0
iii) Miscellaneous receipts	437572	0	0
iv) Profit on sale of assets	437573	0	0
v) Provision not required written back	437574	0	0
vi) Hire charges/ outturn on plant and machinery	437575	0	0
vii) EAC-FAIR VALUE GAIN - SECURITY DEPOSIT/ RETENTION MONEY	437582	0	0
viii) EAC-MTM Gain on derivatives	437580	0	0
ix) EAC- FAIR VALUE GAIN ON PROVISIONS FOR COMMITTED CAPITAL EXPENDITURE	437584	0	0
Sub-total (h)		0	0
Less: Capitalized During the year/Period	438101	0	0
Sub-total (H)		0	0
I. C.O./Regional Office Expenses (i)	437599	0	0
Less: Capitalized During the year/Period	438109	0	0
Sub-total(I)		0	0
GRAND TOTAL (a+b+c+d+e+f+g-h+i)		0	0
Less: Capitalized During the year/Period		0	0
GRAND TOTAL (A+B+C+D+E+F+G-H+I)		0	0



NOTE NO. 2.3 RIGHT OF USE ASSETS

(Amount ₹ in Lacs)

Sl. No.	PARTICULARS	As at 01-Apr-2023	GROSS BLOCK					DEPRECIATION				NET BLOCK		
			Additions		Deductions		Other Adjustments	As at 31st March, 2024	As at 01-Apr-2023	For the year	Adjustments	As at 31st March, 2024	As at 31st March, 2024	As at 31st March, 2023
			IUT	Others	IUT	Others								
i)	Land -Leasehold	0						0	0	0	0	0	0	0
ii)	Building Under Lease	0						0	0	0	0	0	0	0
iii)	Construction Equipment	0						0	0	0	0	0	0	0
iv)	Vehicles	0						0	0	0	0	0	0	0
v)	Land-Right to Use	0						0	0	0	0	0	0	0
	Total	0	0	0	0	0	0	0	0	0	0	0	0	0
	Previous year	0	0	0	0	0	0	0	0	0	0	0	0	0
Notes:														

Note:-

2.3.1 (a) Title deed/Lease deed/Mutation in respect of leasehold land not held in name of the Company as on 31st March 2024:-

Relevant Line item in the Balance Sheet	Description of Item of Property	Gross Carrying Value	Title Deeds held in the name of	Whether title deed holder is a promoter, director or relative of Promoter/director or employee of promoter/director	Property held since which date	Reason for not being held in the name of the Company
Right of Use Assets-Land Leasehold	Land (..... Hectare)					

(b) Title deed/Lease deed/Mutation in respect of leasehold land not held in name of the Company as on 31st March 2023:-

Relevant Line item in the Balance Sheet	Description of Item of Property	Gross Carrying Value	Title Deeds held in the name of	Whether title deed holder is a promoter, director or relative of Promoter/director or employee of promoter/director	Property held since which date	Reason for not being held in the name of the Company
Right of Use Assets-Land Leasehold	Land (..... Hectare)					

c) Land- Right of use includes forest land which is diverted by the State Forest Department only for use by project.

2.3.2 Refer Note no. 34(18) of Financial Statements for information regarding Impairment of Assets.

2.3.3 Additional disclosure of Right of use Assets as per gross block of assets and accumulated depreciation under previous GAAP has been provided as Annexure-I to this Note.



Annexure-I to NOTE NO. 2.3 RIGHT OF USE ASSETS

(Amount ₹ in Lacs)

Sl. No.	PARTICULARS	GROSS BLOCK							DEPRECIATION				NET BLOCK	
		As at 01-Apr-2023	Additions		Deductions		Other Adjustments	As at 31st March, 2024	As at 01-Apr-2023	For the year	Adjustments	As at 31st March, 2024	As at 31st March, 2024	As at 31st March, 2023
			IUT	Others	IUT	Others								
i)	Land Leasehold	0	0	0	0	0	0	0	0	0	0	0	0	0
ii)	Building Under Lease	0	0	0	0	0	0	0	0	0	0	0	0	0
iii)	Construction Equipment	0	0	0	0	0	0	0	0	0	0	0	0	0
iv)	Vehicles	0	0	0	0	0	0	0	0	0	0	0	0	0
v)	Land-Right to Use	0	0	0	0	0	0	0	0	0	0	0	0	0
	Total	0	0	0	0	0	0	0	0	0	0	0	0	0
	Previous year	0	0	0	0	0	0	0	0	0	0	0	0	0



Note no. 2.6 Intangible Assets Under Development

(Amount ₹ in Lacs)

S.No	Particulars	As at 01-Apr-2023	Addition	Adjustment	Capitalised	As at 31st March, 2024
(i)	Computer Software Under Development	-				-
(ii)	Upfront Fees	-				-
	TOTAL	-	-	-	-	-
	Previous year					-

2.6.1 Intangible Assets under Development aging schedule as on 31st March 2024.

Intangible Assets under Development	Amount in CWIP for a period of				Total
	Less than 1 Year	1-2 Years	2-3 Years	More than 3 Years	
Projects in Progress					-
Projects temporarily Suspended					-
Total	-	-	-	-	-

2.6.2 Intangible Assets under Development Completion Schedule as on 31st March 2024.

Intangible Assets under Development	To be Completed in				Total
	Less than 1 Year	1-2 Years	2-3 Years	More than 3 Years	
					-
					-
Total	-	-	-	-	-

2.6.3 Intangible Assets under Development aging schedule as on 31st March 2023

Intangible Assets under Development	Amount in CWIP for a period of				Total
	Less than 1 Year	1-2 Years	2-3 Years	More than 3 Years	
Projects in Progress					-
Projects temporarily Suspended					-
Total	-	-	-	-	-

2.6.4 Intangible Assets under Development Completion Schedule as on 31st March 2023

Intangible Assets under Development	To be Completed in				Total
	Less than 1 Year	1-2 Years	2-3 Years	More than 3 Years	
					-
					-
Total	-	-	-	-	-



NOTE NO. 3.1 NON-CURRENT - FINANCIAL ASSETS - INVESTMENTS

(Amount ₹ in Lacs)

PARTICULARS	As at 31st March, 2024	As at 31st March, 2023
Total		

NOTE NO. 3.2 NON-CURRENT - FINANCIAL ASSETS - TRADE RECEIVABLES

(Amount ₹ in Lacs)

PARTICULARS	As at 31st March, 2024	As at 31st March, 2023
Trade Receivables - Considered Good- Unsecured (Refer Note 3.2.1, 3.2.2 and 3.2.3)	-	-
Total	-	-

3.2.1 Refer Annexure-I to Note No-3.2 for Ageing schedule of Trade Receivables.

3.2.2 Debt due by directors or other officers of the company or any of them either severally or jointly with any other person or debts due by firms or private companies respectively in which any director of the Company is a partner or a director or a member.

3.2.3 Debt due by subsidiaries/ Joint Ventures and others related parties of the company .

3.2.4 Refer Note 34(10) of the Financial Statements with regard to confirmation of balances.



NOTE NO. 3.3 NON-CURRENT - FINANCIAL ASSETS - LOANS

(Amount ₹ in Lacs)

PARTICULARS		As at 31st March, 2024	As at 31st March, 2023
At Amortised Cost			
A	Loan to Related Party - Credit Impaired- Unsecured (Refer Note 34(6), 3.3.1, 3.3.2)	-	-
	Less: Loss Allowances for doubtful loan to Related Party (Refer Note 3.3.4)	-	-
	Sub-total	-	-
B	Loans to Employees (including accrued interest) (Refer Note 3.3.2 and 3.3.3)		
	- Considered good- Secured	-	-
	- Considered good- Unsecured	-	-
	- Credit Impaired- Unsecured	-	-
	Less : Loss Allowances for doubtful Employees loans (Refer Note 3.3.5)	-	-
	Sub-total	-	-
C	Contractor / supplier		
	- Considered good- Secured	-	-
	- Considered good- Unsecured	-	-
	- Against bank guarantee	-	-
	- Others	-	-
	- Credit Impaired- Unsecured	-	-
	Less : Loss Allowances for doubtful advances to Contractor/ Supplier (Refer Note 3.3.6)	-	-
	Sub-total	-	-
D	State Government in settlement of dues from customer		
	- Considered good- Secured	-	-
	- Considered good- Unsecured	-	-
	- Credit Impaired- Unsecured	-	-
	Less : Loss Allowances for doubtful Loan to State Government (Refer Note 3.3.7)	-	-
	Sub-total	-	-
E	Loan including Interest to Government of Arunachal Pradesh		
	- Considered good- Unsecured	-	-
	Sub-total	-	-
TOTAL		-	-
3.3.1	Loan to Related Parties granted for business purpose. :-		
	- National High Power test Laboratory (P) Limited (NHPTL) (A)	-	-
	- Jal Power Corporation Limited (B)	-	-
	- BSUL (C)	-	-
	- Lanco Teesta Hydro Power Limited (D)	-	-
	- LDHCL (E)	-	-
	Total	-	-
	(A) Detail of Repayment:-		
	(B) Detail of Repayment:-		
	(C) Detail of Repayment:-		
	(D) Detail of Repayment:-		
	(E) Detail of Repayment:-		
3.3.2	Loans and advances in the nature of loan that are repayable on demand.		
	Loans and advances in the nature of loan that are without specifying any terms or period of repayment.		
3.3.3	Due from directors or other officers of the company. (Refer Note 34(6) of Financial Statements).		
3.3.4	Loss Allowances for doubtful loan to Related Party		
	Opening Balance	-	-
	Addition during the year	-	-
	Used during the year	-	-
	Reversed during the year	-	-
	Closing balance	-	-
3.3.5	Loss Allowances for doubtful Employees loans		
	Addition during the year	-	-
	Closing balance	-	-
3.3.6	Loss Allowances for doubtful advances to Contractor/ Supplier		
	Addition during the year	-	-
	Closing balance	-	-
3.3.7	Loss Allowances for doubtful Loan to State Government		
	Addition during the year	-	-
	Closing balance	-	-
3.3.8	Refer Note 34(10) of the Financial Statements with regard to confirmation of balances.		



Annexure-I to Note No-3.2

As at 31st March 2024

Particulars	Trade Receivable due and outstanding for following period from due date of payment							Total
	Unbilled	Not Due	Less than 6 months	6 months-1 year	1-2 years	2-3 years	More than 3 Years	
(i) Undisputed Trade receivables-Considered Good								-
(ii) Undisputed Trade receivables-which have significant increase in credit risk								-
(iii) Undisputed Trade receivables-Credit Impaired								-
(iv) Disputed Trade receivables-Considered Good								-
(v) Disputed Trade receivables-which have significant increase in credit risk								-
(vi) Disputed Trade receivables-Credit Impaired								-
Total	-	-	-	-	-	-	-	-

As at 31st March 2023

Particulars	Trade Receivable due and outstanding for following period from due date of payment							Total
	Unbilled	Not Due	Less than 6 months	6 months-1 year	1-2 years	2-3 years	More than 3 Years	
(i) Undisputed Trade receivables-Considered Good								-
(ii) Undisputed Trade receivables-which have significant increase in credit risk								-
(iii) Undisputed Trade receivables-Credit Impaired								-
(iv) Disputed Trade receivables-Considered Good								-
(v) Disputed Trade receivables-which have significant increase in credit risk								-
(vi) Disputed Trade receivables-Credit Impaired								-
Total	-	-	-	-	-	-	-	-



NOTE NO. 3.4 NON-CURRENT - FINANCIAL ASSETS - OTHERS

(Amount ₹ in Lacs)

PARTICULARS		As at 31st March, 2024	As at 31st March, 2023
A	Security Deposits		
	- Considered good- Unsecured	-	-
	- Credit Impaired- Unsecured	-	-
	Less : Loss Allowances for Doubtful Deposits (Refer Note 3.4.1)	-	-
	Sub-total	-	-
B	Bank Deposits with more than 12 Months Maturity	-	-
C	Lease Rent receivable	-	-
D	Interest receivable on lease	-	-
E	Interest accrued on:		
	- Bank Deposits with more than 12 Months Maturity	-	-
F	Derivative Mark to Market Asset	-	-
	Sub-total	-	-
TOTAL		-	-
3.4.1	Loss Allowances for Doubtful Deposits		
	Opening Balance	-	-
	Addition during the year		
	Used during the year		
	Reversed during the year		
	Closing balance	-	-
3.4.2	Amount payable towards Bonds fully serviced by Government of India:-Nil		



NOTE NO. 4 NON CURRENT TAX ASSETS (NET)

(Amount ₹ in Lacs)

PARTICULARS	As at 31st March, 2024	As at 31st March, 2023
Advance Income Tax including Tax Deducted at Source	-	-
Less: Provision for Current Tax	-	-
Non Current Tax (Refer Note No-23)	8.18	8.29
Total	8.18	8.29

NOTE NO. 5 OTHER NON-CURRENT ASSETS

(Amount ₹ in Lacs)

PARTICULARS	As at 31st March, 2024	As at 31st March, 2023
A. CAPITAL ADVANCES		
- Considered good- Secured	-	-
- Considered good- Unsecured	-	-
- Against bank guarantee	-	-
- Others	-	-
Less : Expenditure booked pending utilisation certificate	-	-
- Considered doubtful - Unsecured	-	-
Less : Allowances for doubtful advances (Refer Note 5.1)	-	-
Sub-total	-	-
B. ADVANCES OTHER THAN CAPITAL ADVANCES		
i) DEPOSITS		
- Considered good- Unsecured	-	-
Less : Expenditure booked against demand raised by Government Departments.	-	-
- Considered doubtful - Unsecured	-	-
Less : Allowances for Doubtful Deposits (Refer Note 5.2)	-	-
Sub-total	-	-
C Interest accrued		
Others	-	-
- Considered Good	-	-
D. Others		
Advance against arbitration awards towards capital works	-	-
i) (Unsecured)		
Released to Contractors - Against Bank Guarantee	-	-
Released to Contractors - Others	-	-
Deposited with Court	-	-
Sub-total	-	-
ii) Prepaid Expenditure		
iii) Deferred Foreign Currency Fluctuation Assets/ Expenditure		
Deferred Foreign Currency Fluctuation Assets	-	-
Deferred Expenditure on Foreign Currency Fluctuation	-	-
Sub-total	-	-
iv) Deferred Cost on Employees Advances		
	-	-
TOTAL	-	-
5.1 Provision for doubtful Advances		
Opening Balance	-	-
Addition during the year	-	-
Used during the year	-	-
Reversed during the year	-	-
Closing balance	-	-
5.2 Provision for doubtful Deposits		
Opening Balance	-	-
Addition during the year	-	-
Used during the year	-	-
Reversed during the year	-	-
Closing balance	-	-
5.3 Advances due from Directors or other officers.		
5.4 Advances due by Firms or Private Companies in which any director of the Company is a director or member.		
5.5 Refer Note 34(10) of the Financial Statements with regard to confirmation of balances.		



NOTE NO. 6 INVENTORIES

(Amount ₹ in Lacs)

PARTICULARS	As at 31st March, 2024	As at 31st March, 2023
(Valued at lower of Cost or Net Realisable Value)		
Stores and spares	-	-
Stores and spares-Stores in transit/ pending inspection	-	-
Loose tools	-	-
Material at site	-	-
Material issued to contractors/ fabricators	-	-
Carbon Credits / Certified Emission Reductions (CERs) / Verified Carbon Units (VCUs)	-	-
Less: Allowances for Obsolescence and Diminution in Value (Refer Note 6.1)	-	-
TOTAL	-	-
6.1 Allowances for Obsolescence and Diminution in Value		
Opening Balance	-	-
Addition during the year (Refer Note 6.1.1)	-	-
Used during the year	-	-
Reversed during the year (Refer Note 6.1.2)	-	-
Closing balance	-	-
6.1.1 During the year, inventories written down to net realisable value (NRV) and recognised as an expense in the Statement of Profit and Loss.	-	-
6.1.2 Allowances for Obsolescence and Diminution in value of inventory booked in earlier years and reversed during the year.	-	-

NOTE NO. 7.1 CURRENT - FINANCIAL ASSETS - INVESTMENTS

(Amount ₹ in Lacs)

PARTICULARS	As at 31st March, 2024	As at 31st March, 2023
	-	-
TOTAL	-	-



NOTE NO. 7.2 CURRENT - FINANCIAL ASSETS - TRADE RECEIVABLES

(Amount ₹ in Lacs)

PARTICULARS	As at 31st March, 2024	As at 31st March, 2023
- Trade Receivables- Considered Good- Unsecured (Refer Note 7.2.2, 7.2.3, 7.2.4 and 7.2.7)	-	-
- Trade Receivables-Unbilled- Considered Good- Unsecured (Refer Note 7.2.4 and 7.2.5)	-	-
- Trade Receivables- Credit Impaired (Refer Note 7.2.2, 7.2.3 and 7.2.4)	-	-
Less: Loss allowances for Trade Receivables (Refer Note 7.2.1)	-	-
TOTAL	-	-
7.2.1 Loss allowances for Trade Receivables		
Opening Balance	-	-
Addition during the year	-	-
Used during the year	-	-
Reversed during the year	-	-
Closing balance	-	-
7.2.2 Debt due by directors or other officers of the company or any of them either severally or jointly with any other person or debts due by firms or private companies respectively in which any director of the Company is a partner or a director or a member.		
7.2.3 Debt due by subsidiaries/ Joint Ventures and others related parties of the company.		
7.2.4 Refer Annexure-I to Note No-7.2 for Ageing schedule of Trade Receivables.		
7.2.5 Due to the short-term nature of the current receivables, their carrying amount is assumed to be the same as their fair value.		
7.2.6 Trade Receivables amounting to Lacs NIL (Previous Year Lacs NIL) liquidated by way of discounting of bills from various banks have not been derecognised in view of terms of the bill discounting agreement as per which the Company guarantees to compensate the banks for credit losses that may occur in case of default by the respective beneficiaries. Refer Note 20.1.2 with regard to liability recognised in respect of discounted bills.		
7.2.7 Refer Note 34(10) of the Financial Statements with regard to confirmation of balances.		



NOTE NO. 8 CURRENT - FINANCIAL ASSETS - CASH AND CASH EQUIVALENTS

(Amount ₹ in Lacs)

PARTICULARS	As at 31st March, 2024	As at 31st March, 2023
A Balances with banks		
With scheduled banks		
i) - In Current Account	0.11	13.31
ii) - In deposits account (Deposits with original maturity of less than three months)	12.00	4.08
iii) - In Current Account -Other Earmarked Balances with Banks (Refer Note 8.2)	-	-
With other banks		
- In current account	-	-
Bank of Bhutan	-	-
B Cheques, drafts on hand	-	-
C Cash on hand (Refer Note 8.1)	-	-
TOTAL	12.11	17.39
8.1 Includes stamps on hand	-	-
8.2 Includes balances which are not freely available for the business of the Company :- (i) held for works being executed by Company on behalf of other agencies.	-	-

NOTE 9 : CURRENT - FINANCIAL ASSETS - BANK BALANCES OTHER THAN CASH AND CASH EQUIVALENTS

(Amount ₹ in Lacs)

PARTICULARS	As at 31st March, 2024	As at 31st March, 2023
A Bank Deposits for original maturity more than 3 months upto 12 months	1,800.00	1,732.00
B Earmarked Balances with Banks		
- Deposit -Unpaid Dividend	-	-
- Deposit -Unpaid Principal/ Interest	-	-
- Other Earmarked balances with Banks	-	-
TOTAL	1,800.00	1,732.00



Annexure-I to Note No-7.2

As at 31st March 2024

Particulars	Trade Receivable due and outstanding for following period from due date of payment							Total
	Unbilled	Not Due	Less than 6 months	6 months-1 year	1-2 years	2-3 years	More than 3 Years	
(i) Undisputed Trade receivables-Considered Good								-
(ii) Undisputed Trade receivables-which have significant increase in credit risk								-
(iii) Undisputed Trade receivables-Credit Impaired								-
(iv) Disputed Trade receivables-Considered Good								-
(v) Disputed Trade receivables-which have significant increase in credit risk								-
(vi) Disputed Trade receivables-Credit Impaired								-
Total	-	-	-	-	-	-	-	-

As at 31st March 2023

Particulars -	Trade Receivable due and outstanding for following period from due date of payment							Total
	Unbilled	Not Due	Less than 6 months	6 months-1 year	1-2 years	2-3 years	More than 3 Years	
(i) Undisputed Trade receivables-Considered Good								-
(ii) Undisputed Trade receivables-which have significant increase in credit risk								-
(iii) Undisputed Trade receivables-Credit Impaired								-
(iv) Disputed Trade receivables-Considered Good								-
(v) Disputed Trade receivables-which have significant increase in credit risk								-
(vi) Disputed Trade receivables-Credit Impaired								-
Total	-	-	-	-	-	-	-	-



NOTE NO. 10 CURRENT - FINANCIAL ASSETS - LOANS

(Amount ₹ in Lacs)

PARTICULARS		As at 31st March, 2024	As at 31st March, 2023
A	Loans (including interest thereon) to Related Parties - Unsecured (Refer Note 34(6), 10.1 and 10.2)		
	Loan Receivable - (Considered Good)	-	-
	Loan Receivable-Credit Impaired	-	-
	Less : Loss Allowances for doubtful loan to Related Party (Refer Note 10.3)	-	-
	Sub-total	-	-
B	Loans to Employees (including accrued interest) (Refer Note 10.2 and 10.3)		
	- Considered good- Secured	-	-
	- Considered good- Unsecured	-	-
	- Credit Impaired- Unsecured	-	-
	Less : Loss Allowances for doubtful Employees loans (Refer Note 10.4)	-	-
	Sub-total	-	-
C	Loan to State Government in settlement of dues from customer		
	- Unsecured (considered good)	-	-
	Sub-total	-	-
D	Advances to Subsidiaries / JV's	-	-
TOTAL		-	-
10.1	Loans and advances in the nature of loan that are repayable on demand.		
	Loans and advances in the nature of loan that are without specifying any terms or period of repayment.		
10.2	Due from directors or other officers of the company.		
10.3	Loss Allowances for doubtful loan to Related Party		
	Opening Balance	-	-
	Addition during the year		
	Used during the year		
	Reversed during the year		
	Closing balance	-	-
10.4	Loss Allowances for doubtful Employees loans		
	Opening Balance	-	-
	Addition during the year		
	Used during the year		
	Reversed during the year		
	Closing balance	-	-
10.5	Advance due by firms or private companies in which any Director of the Company is a Director or member.		
10.6	Particulars of Loans as required in terms of Section 186 (4) of the Companies Act, 2013 have been disclosed under Note 10 above.		
10.7	Refer Note 34(10) of the Financial Statements with regard to confirmation of balances.		



NOTE NO. 11 CURRENT - FINANCIAL ASSETS - OTHERS

(Amount ₹ in Lacs)

PARTICULARS	As at 31st March, 2024	As at 31st March, 2023
A Security Deposits		
- Considered good- Unsecured	-	-
- Credit Impaired- Unsecured	-	-
Less : Loss Allowances for Doubtful Deposits (Refer Note 11.1)	-	-
Sub-total	-	-
B Amount recoverable	-	0.06
Less: Loss Allowances for Doubtful Recoverables (Refer Note 11.2)	-	-
Sub-total	-	0.06
C Receivable from Subsidiaries / Joint Ventures	-	-
D Receivable on account of Late Payment Surcharge	-	-
Less: Loss allowances for Receivable on account of Late Payment Surcharge (Refer Note 11.3)	-	-
Sub-total	-	-
E Lease Rent receivable (Finance Lease) (Refer Note 3.4.6 and 34(13))	-	-
F Interest Income accrued on Bank Deposits (Refer Note 11.4)	88.50	29.41
G Interest receivable on Finance lease	-	-
H Interest recoverable from beneficiary	-	-
I Interest Accrued on Investment (Bonds)	-	-
J Amount Recoverable on account of Bonds Fully Serviced by Government of India	-	-
-Principal	-	-
- Interest accrued	-	-
K Interest accrued on Loan to State Government in settlement of dues from customers	-	-
L Derivative MTM Asset	-	-
M Claim recoverable from parent company - NHPC LTD.	-	-
TOTAL	88.50	29.47
11.1 Loss Allowances for Doubtful Deposits		
Opening Balance	-	-
Addition during the year	-	-
Used during the year	-	-
Reversed during the year	-	-
Closing balance	-	-
11.2 Loss Allowances for Doubtful Recoverables		
Opening Balance	-	-
Addition during the year	-	-
Used during the year	-	-
Reversed during the year	-	-
Closing balance	-	-
11.3 Loss Allowances for Receivables on account of late payment surcharge		
Opening Balance	-	-
Addition during the year	-	-
Used during the year	-	-
Reversed during the year	-	-
Closing balance	-	-
11.4 Includes Interest accrued on balances of held for works being executed by Company on behalf of other agencies and are not freely available for the business of the Company.	-	-
11.5 Refer Note 34(10) of the Financial Statements with regard to confirmation of balances.		

NOTE NO. 12 CURRENT TAX ASSETS (NET)

(Amount ₹ in Lacs)

PARTICULARS	As at 31st March, 2024	As at 31st March, 2023
Current Tax Assets		
A Advance Income Tax including Tax Deducted at Source	-	-
B Less: Provision for Current Tax	-	-
Net Current Tax Assets (A-B)	-	-
Income Tax Refundable	-	-
Total	-	-



PARTICULARS	As at 31st March, 2024	As at 31st March, 2023
A. Advances other than Capital Advances		
a) Deposits		
- Considered good- Unsecured	-	-
Less : Expenditure booked against demand raised by Government Departments	-	-
- Considered doubtful- Unsecured	-	-
Less : Allowances for Doubtful Deposits (Refer Note 13.1.1)	-	-
Sub-total	-	-
b) Advance to contractors and suppliers (Refer Note 13.1.8)		
- Considered good- Secured	-	-
- Considered good- Unsecured	-	-
- Against bank guarantee	-	-
- Others	-	-
Less : Expenditure booked pending utilisation certificate	-	-
- Considered doubtful- Unsecured	-	-
Less : Allowances for doubtful advances (Refer Note 13.1.2)	-	-
Sub-total	-	-
c) Other advances - Employees		
- Considered good- Unsecured (Refer Note 13.1.7)	-	-
Sub-total	-	-
d) Interest accrued		
Others		
- Considered Good	-	17.51
- Considered Doubtful	-	-
Less: Allowances for Doubtful Interest (Refer Note 13.1.3)	-	-
Sub-total	-	17.51
B. Others		
a) Expenditure awaiting adjustment	-	-
Less: Allowances for project expenses awaiting write off sanction (Refer Note 13.1.4)	-	-
Sub-total	-	-
b) Losses/Assets awaiting write off sanction/pending investigation	-	-
Less: Allowances for losses/Assets pending investigation/awaiting write off / sanction (Refer Note 13.1.5)	-	-
Sub-total	-	-
c) Work In Progress		
Construction work in progress(on behalf of client)	-	-
Consultancy work in progress(on behalf of client)	-	-
d) Prepaid Expenditure	0.30	-
e) Deferred Cost on Employees Advances	-	-
f) Deferred Foreign Currency Fluctuation	-	-
Deferred Foreign Currency Fluctuation Assets	-	-
Deferred Expenditure on Foreign Currency Fluctuation	-	-
g) Goods and Services Tax Input Receivable	-	-
Less: Allowances for Goods and Services Tax Input Receivable (Refer Note 13.1.6)	-	-
Sub-total	-	-
h) Others (Mainly on account of Material Issued to Contractors)	-	-
TOTAL	0.30	17.51
13.1.1 Allowances for Doubtful Deposits		
Opening Balance	-	-
Addition during the year	-	-
Used during the year	-	-
Reversed during the year	-	-
Closing balance	-	-
13.1.2 Allowances for doubtful advances (Contractors and Suppliers)		
Opening Balance	-	-
Addition during the year	-	-
Used during the year	-	-
Reversed during the year	-	-
Closing balance	-	-



13.1.3 Allowances for Doubtful Accrued Interest		
Opening Balance		
Addition during the year		
Used during the year		
Reversed during the year		
Closing balance	-	-
13.1.4 Allowances for project expenses awaiting write off sanction		
Opening Balance		
Addition during the year		
Used during the year		
Reversed during the year		
Closing balance	-	-
13.1.5 Allowances for losses pending investigation/ awaiting write off / sanction		
Opening Balance		
Addition during the year		
Used during the year		
Reversed during the year		
Closing balance	-	-
13.1.6 Allowances for Goods and Services Tax Input Receivable		
Opening Balance		
Addition during the year		
Used during the year		
Reversed during the year		
Closing balance	-	-
13.1.7 Due from Directors or other officers of the company.		
13.1.8 Advance due by Firms or Private Companies in which any Director of the Company is a Director or member.		
13.1.9 Refer Note 34(10) of the Financial Statements with regard to confirmation of balances.		



NOTE NO. 13.2 ASSETS HELD FOR SALE

(Amount ₹ in Lacs)

PARTICULARS	As at 31st March, 2024	As at 31st March, 2023
Property, Plant and Equipment (Refer Note 13.2.1)	-	-
TOTAL	-	-

13.2.1 Property, Plant and Equipment includes Plant and equipment and Other assets (Office equipment, vehicles, furniture and fixtures, etc.) have been identified for disposal due to replacement/ obsolescence of assets which happens in the normal course of operations.

NOTE NO. 14.1 REGULATORY DEFERRAL ACCOUNT DEBIT BALANCES

(Amount ₹ in Lacs)

PARTICULARS	As at 31st March, 2024	As at 31st March, 2023
A Regulatory Deferral Account Balances in respect of Subansiri Lower Project		
Opening Balance	-	-
Addition during the year (Refer Note 31)	-	-
Adjustment during the year	-	-
Reversed during the year	-	-
Less: Provided for	-	-
Closing balance	-	-
B Exchange Differences on Monetary Items		
Opening Balance	-	-
Addition during the year (Refer Note 31)	-	-
Adjustment during the year	-	-
Reversed during the year	-	-
Closing balance	-	-
Closing Balance (A+B)	-	-
Less: Deferred Tax on Regulatory Deferral Account Balances	-	-
Add: Deferred Tax recoverable from Beneficiaries	-	-
Regulatory Deferral Account Balances net of Deferred Tax.	-	-

14.1 Refer Note 34 (18) and 34 (22) of Financial Statements for further disclosures regarding Impairment and Regulatory Deferral Account Balances.

NOTE NO. 14.2 REGULATORY DEFERRAL ACCOUNT CREDIT BALANCES

(Amount ₹ in Lacs)

PARTICULARS	As at 31st March, 2024	As at 31st March, 2023
MAT Credit to be passed on to beneficiaries		
Opening Balance	-	-
Addition during the year (Refer Note 31)	-	-
Used during the year (Refer Note 31)	-	-
Reversed during the year (Refer Note 31)	-	-
Closing balance	-	-

14.2.1 Refer Note 34 (22) of Financial Statements for further disclosure regarding Regulatory Deferral Account Balances.



NOTE : 15.1 EQUITY SHARE CAPITAL

PARTICULARS		As at 31st March, 2024		As at 31st March, 2023	
		Nos	Amount (Rs. In Lacs)	Nos	Amount (Rs. In Lacs)
	Authorized Share Capital (Par value per share Rs. 10)	499000000	49900.00	499000000	49900.00
	Equity shares issued, subscribed and fully paid (Par value per share Rs. 10)	20000000	2000.00	20000000	2000.00

15.1.1 Reconciliation of equity shares outstanding at the beginning and at the end of the reporting year:

Opening Balance	20000000	2,000.00	20000000	2,000.00
Less:-Buyback of shares during the year	-	-	-	-
Closing Balance	20000000	2,000.00	20000000	2,000.00

15.1.2 The Company has issued only one kind of equity shares with voting rights proportionate to the share holding of the shareholders. These voting rights are exercisable at meeting of shareholders. The holders of the equity shares are also entitled to receive dividend as declared from time to time. In the event of liquidation of the Company, the holders of equity shares will be entitled to receive remaining assets of the Company, after distribution of all preferential amounts. The distribution will be in proportion to the number of equity shares held by the shareholders.

15.1.3 Shares in the company held by each shareholder holding more than 5 percent specifying the number of shares held :-

	As at 31st March, 2024		As at 31st March, 2023	
	Number	In (%)	Number	In (%)
NHPC Limited	20000000	100.00%	20000000	100.00%

15.1.4 Shareholding of Promoters as at 31st March 2024

S.No	Promoter Name	No. of Shares	% of Total Shares	% Change during the year
1	NHPC Limited	20000000	100.00%	NIL

15.1.5 Shareholding of Promoters as at 31st March 2023

S.No	Promoter Name	No. of Shares	% of Total Shares	% Change during the year
1	NHPC Limited	20000000	100.00%	NIL



Note 15.2 Other Equity

(Amount ₹ in Lacs)

PARTICULARS	As at 31st March, 2024	As at 31st March, 2023
A Capital Reserve	-	-
B Capital Redemption Reserve	-	-
C Securities Premium Account	-	-
D Bond Redemption Reserve	-	-
E Research & Development Fund	-	-
F Share Application Money Pending Allotment	-	-
G General Reserve	-	-
H Retained Earnings	-	-
i) Reserves created on account of Ind AS Adjustment	-	-
ii) Closing Balance Remeasurement of the defined benefit plans	-	-
iii) Surplus	(62.08)	(158.68)
I FVTOCI Reserve-	-	-
- Equity Instruments	-	-
- Debt Instruments	-	-
Total	(62.08)	(158.68)
* Surplus		
Profit for the Year as per Statement of Profit and Loss	96.61	(158.68)
Adjustment arising out of transition provisions for recognising Rate	-	-
Regulatory Assets	-	-
Balance brought forward	(158.69)	-
Add:		
Amount Written Back From Bond Redemption Reserve	-	-
Write Back From Capital Reserve	-	-
Write Back From Other Reserve	-	-
Amount Utilised From Self Insurance Fund	-	-
Tax On Dividend Write Back	-	-
Write Back From Corporate Social Responsibility Fund	-	-
Write Back From Research & Development Fund	-	-
Balance available for Appropriation	(62.08)	(158.68)
Less:		
Transfer to Bond Redemption Reserve	-	-
Transfer to Self Insurance Fund	-	-
Transfer to General Reserve	-	-
Transfer to Corporate Social Responsibility Fund	-	-
Transfer to Research & Development Fund	-	-
Dividend :		
- Interim	-	-
- Final	-	-
Tax on Dividend	-	-
- Interim	-	-
- Final	-	-
Balance carried forward	(62.08)	(158.68)



NOTE NO. 15.2 OTHER EQUITY

PARTICULARS	As at 31st March, 2024	As at 31st March, 2023
(i) Capital Redemption Reserve		
As per last Balance Sheet	-	-
As at Balance Sheet date	-	-
(ii) Bond Redemption Reserve		
As per last Balance Sheet	-	-
Less: Transfer to Surplus/Retained Earnings	-	-
As at Balance Sheet date	-	-
(iii) General Reserve		
As per last Balance Sheet	-	-
As at Balance Sheet date	-	-
(iv) Surplus/ Retained Earnings		
As per last Balance Sheet	(158.68)	-
Add: Profit during the year	96.07	(158.68)
Add: Other Comprehensive Income during the year		
Add: Transfer from Bond Redemption Reserve		
Less: Dividend (Final and Interim)		
As at Balance Sheet date	-62.07	-158.68
(v) Fair value through Other Comprehensive Income (FVTOCI)-Debt Instruments		
As per last Balance Sheet	-	-
Add: Change in Fair value of FVTOCI (Net of Tax)	-	-
As at Balance Sheet date	-	-
(vi) Fair value through Other Comprehensive Income (FVTOCI)-Equity Instruments		
As per last Balance Sheet	-	-
Add: Change in Fair value of FVTOCI (Net of Tax)	-	-
As at Balance Sheet date	-	-
TOTAL	-62.07	-158.68

15.2.1 Nature and Purpose of Reserves

- (i) **Capital Redemption Reserve** : The company is required to create a capital redemption reserve from distributable profit if the buy-back of shares is out of free reserves. The nominal value of the shares so bought back is required to be transferred to capital redemption reserve. This reserve will be utilised in accordance with the provisions of the Companies Act, 2013.
- (ii) **Bond Redemption Reserve** : As per the Companies (Share Capital and Debentures) Rules, 2014, the Company was required to create a Bond Redemption Reserve out of available profits for the purpose of redemption of bonds. The Companies (Share Capital and Debentures) Amendment Rules, 2019 exempts the Company from creation of Bond Redemption Reserve. The Amendment Rules, 2019 further stipulate that the amount credited to Debenture Redemption Reserve shall not be utilized by the company except for the purpose of redemption of debentures. Accordingly, though the Bond Redemption Reserve created till 31.03.2019 has been carried forward and further utilised for bonds redeemed during the current year, no further accrual to the reserve has been made.
- (iii) **General Reserve** : The general reserve is used from time to time to transfer profits from retained earnings for appropriation purposes, as the same is created by transfer from one component of equity to another. The same will be utilised as per the provisions of the Companies Act, 2013.
- (iv) **Surplus/ Retained Earnings** : Surplus/ Retained earnings generally represent the undistributed profit/ amount of accumulated earnings of the company and includes remeasurement gain/ losses on defined benefit obligations.
- (v) **Fair value through Other Comprehensive Income (FVTOCI)-Debt Instruments** : The Company has elected to recognise changes in the fair value of certain investments in debt securities in other comprehensive income. This reserve represents the cumulative gains and losses arising on the revaluation of debt instruments measured at fair value through other comprehensive income. The Company transfers amounts from this reserve to retained earnings when the relevant debt securities are disposed off or on maturity of these instruments.
- (vi) **Fair value through Other Comprehensive Income (FVTOCI)-Equity Instruments** : The Company has elected to recognise changes in the fair value of certain investments in equity securities in other comprehensive income. This reserve represents the cumulative gains and losses arising on the revaluation of equity instruments measured at fair value through other comprehensive income. The Company transfers amounts from this reserve directly to retained earnings when the relevant equity securities are disposed off.



NOTE NO. 16.1 NON CURRENT - FINANCIAL LIABILITIES - BORROWINGS

(Amount ₹ in Lacs)

PARTICULARS	As at 31st March, 2024	As at 31st March, 2023
A At Amortised Cost		
- Secured Loans		
- Bonds	-	-
- Term Loan	-	-
- from Banks	-	-
- from Other (Financial Institutions)	-	-
B - Unsecured Loans		
- Bonds	-	-
- Term Loan	-	-
- from Bank	-	-
- from Government of India (Subordinate Debts) (Refer Note 16.1.2)	-	-
- from Other (in Foreign Currency)	-	-
C Loan from Parent Company		
- Term Loan -Unsecured (Refer Note 16.1.4)	-	-
TOTAL	-	-

NOTE NO. 16.2 NON CURRENT - FINANCIAL LIABILITIES - LEASE LIABILITIES

(Amount ₹ in Lacs)

PARTICULARS	As at 31st March, 2024	As at 31st March, 2023
Lease Liabilities (Refer Note 34(13))	-	-
TOTAL	-	-
16.2.1 Maturity Analysis of Lease Liability		
The table below summarises the maturity profile of the company's borrowings and lease liability based on contractual payments (Undiscounted Cash Flows) :		
Particulars	As at 31st March, 2024	As at 31st March, 2023
More than 1 Year & Less than 3 Years		
More than 3 Year & Less than 5 Years		
More than 5 Years		
TOTAL	-	-
16.2.2 Movement in Lease Liability		
As at 31st March, 2024	As at 31st March, 2023	
Opening Balance	-	
Addition in lease liabilities		
Finance Cost accrued during the year	-	
Less: Payment of lease liabilities	-	
Closing Balance	-	-
Current maturities of lease obligations (Refer Note 20.2)	-	-
Long term maturities of lease obligations	-	-



NOTE NO. 16.3 NON CURRENT - FINANCIAL LIABILITIES - OTHERS

(Amount ₹ in Lacs)

PARTICULARS		As at 31st March, 2024	As at 31st March, 2023
Payable towards Bonds Fully Serviced by Government of India			
- Principal		-	-
Retention Money		-	0.07
Liability against capital works/supplies		-	-
Payable for Late Payment Surcharge		-	-
Derivative MTM Liability		-	-
TOTAL		-	0.07
16.3.1 Maturity Analysis of Note No-16.3			
The table below summarises the maturity profile of the deposits/retention money based on contractual payments (Undiscounted Cash Flows)			
Particulars		As at 31st March, 2024	As at 31st March, 2023
More than 1 Year & Less than 3 Years			
More than 3 Year & Less than 5 Years			
More than 5 Years			
TOTAL		-	-



NOTE NO. 16.3 NON CURRENT - FINANCIAL LIABILITIES - OTHERS

(Amount ₹ in Lacs)

PARTICULARS		As at 31st March, 2024	As at 31st March, 2023
Payable towards Bonds Fully Serviced by Government of India			
- Principal		-	-
Retention Money		-	0.07
Liability against capital works/supplies		-	-
Payable for Late Payment Surcharge		-	-
Derivative MTM Liability		-	-
TOTAL		-	0.07
16.3.1 Maturity Analysis of Note No-16.3			
The table below summarises the maturity profile of the deposits/retention money based on contractual payments (Undiscounted Cash Flows) :			
Particulars		As at 31st March, 2024	As at 31st March, 2023
More than 1 Year & Less than 3 Years			
More than 3 Year & Less than 5 Years			
More than 5 Years			
TOTAL		-	-



NOTE NO. 17 PROVISIONS - NON CURRENT

(Amount ₹ in Lacs)

PARTICULARS	As at 31st March, 2024	As at 31st March, 2023
A. PROVISION FOR EMPLOYEE BENEFITS		
i) <u>Provision for Long term Benefits (Provided for on the basis of actuarial valuation)</u>		
As per last Balance Sheet	-	-
Additions during the year	-	-
Amount used during the year	-	-
Amount reversed during the year	-	-
Closing Balance	-	-
B. OTHERS		
i) <u>Provision For Committed Capital Expenditure</u>		
As per last Balance Sheet	-	-
Additions during the year	-	-
Amount used during the year	-	-
Amount reversed during the year	-	-
Unwinding of discount	-	-
Closing Balance	-	-
ii) <u>Provision For Livelihood Assistance</u>		
As per last Balance Sheet	-	-
Additions during the year	-	-
Amount used during the year	-	-
Amount reversed during the year	-	-
Unwinding of discount	-	-
Closing Balance	-	-
iii) <u>Provision-Others</u>		
As per last Balance Sheet	-	-
Additions during the year	-	-
Amount used during the year	-	-
Amount reversed during the year	-	-
Closing Balance	-	-
TOTAL	-	-

17.1 Information about nature and purpose of Provisions is given in Note 34 (16) of Financial Statements.

NOTE NO. 18 NON CURRENT - DEFERRED TAX LIABILITIES (NET)

(Amount ₹ in Lacs)

PARTICULARS	As at 31st March, 2024	As at 31st March, 2023
Deferred Tax Liability		
a) Property, Plant and Equipments, Right of Use, Investment Property and Intangible Assets	-	-
b) Financial Assets at FVTOCI	-	-
c) Other Items	-	-
Deferred Tax Liability	-	-
Less:-Set off Deferred Tax Assets pursuant to set off provisions		
a) Provision for employee benefit scheme, doubtful debts, inventory and others	27.54	32.69
b) Other Items	-	-
c) MAT credit entitlement (Refer Note 18.3)	-	-
Deferred Tax Assets	27.54	32.69
Deferred Tax Liability (Net)	(27.54)	(32.69)

18.1 Movement in Deferred Tax Liability/ (Assets) is given as Annexure to Note 18.1

18.2 Deferred Tax Asset has been created in compliance to IND AS 12 on "Income Taxes" notified under The Companies Act, 2013.

18.3 Detail of MAT Credit Entitlement :-

(Amount ₹ in Lacs)

Particulars	As at 31st March, 2024	As at 31st March, 2023
Opening Balance	-	-
Add: Recognised during the year	-	-
Less: Utilised during the year	-	-
Closing Balance	-	-



Annexure to Note No. 18.1

Movement in Deferred Tax Liability

(Amount ₹ in Lacs)

Particulars	Property, Plant and Equipments, Investment Property and Intangible Assets.	Financial Assets at FVTOCI	Other Items	Total
At 1st April 2023	-	-	-	-
Charge/(Credit)				
-to Statement of Profit and Loss				-
-to Other Comprehensive Income				-
At 31st March 2024	-	-	-	-

Movement in Deferred Tax Assets

(Amount ₹ in Lacs)

Particulars	Provision for employee benefit scheme, doubtful debts, inventory and others	Other Items	MAT credit entitlement	Total
At 1st April 2023	32.69	-	-	32.69
(Charge)/Credit				
-to Statement of Profit and Loss	5.15			5.15
-to Other Comprehensive Income				-
At 31st March 2024	27.54	-	-	27.54



NOTE NO. 19 OTHER NON CURRENT LIABILITIES

(Amount ₹ in Lacs)

PARTICULARS	As at 31st March, 2024	As at 31st March, 2023
Income received in advance-Advance Against Depreciation	-	-
Deferred Foreign Currency Fluctuation Liabilities	-	-
Deferred Income from Foreign Currency Fluctuation Account	-	-
Grants in aid-from Government-Deferred Income (Refer Note 19.1)	-	-
TOTAL	-	-
19.1 GRANTS IN AID-FROM GOVERNMENT-DEFERRED INCOME		
Opening Balance (Current and Non Current)	-	-
Add: Received during the year	-	-
Less: Transferred to Statement of Profit and Loss (Refer Note 24.2)	-	-
Closing Balance (Current and Non Current) (Refer Note 19.1.1)	-	-
Grants in Aid-from Government-Deferred Income (Current)- (Refer Note No-21)	-	-
Grants in Aid-from Government-Deferred Income (Non-Current)	-	-

NOTE NO. 20.1 BORROWINGS - CURRENT

(Amount ₹ in Lacs)

PARTICULARS	As at 31st March, 2024	As at 31st March, 2023
A Loan Repayable on Demand		
From Banks-Secured (Refer Note 20.1.1)	-	-
B Other Loans		
From Bank-Secured (Refer Note 20.1.2)	-	-
C Current maturities of long term debt (Refer Note 20.1.3)		
- Bonds-Secured	-	-
- Term Loan -Banks-Secured	-	-
- Term Loan -Financial Institutions-Secured	-	-
- Term Loan -Banks-Unsecured	-	-
- Unsecured-From Government (Subordinate Debts)	-	-
- Other-Unsecured (in Foreign Currency)	-	-
Sub Total (C)	-	-
D Loan from Parent Company (Refer Note 20.1.4)		
- Term Loan -Unsecured	-	-
TOTAL	-	-

NOTE NO. 20.2 CURRENT - FINANCIAL LIABILITIES - LEASE LIABILITIES

(Amount ₹ in Lacs)

PARTICULARS	As at 31st March, 2024	As at 31st March, 2023
Lease Liabilities (Refer Note 34(13))	-	-
TOTAL	-	-



NOTE NO. 20.3 TRADE PAYABLE - CURRENT

(Amount ₹ in Lacs)

PARTICULARS	As at 31st March, 2024	As at 31st March, 2023
Total outstanding dues of micro enterprises and small enterprises (Refer Note 20.3.1)	1.10	0.51
Total outstanding dues of Creditors other than micro enterprises and small enterprises (Refer Note 20.3.3)	0.99	0.73
TOTAL	2.09	1.24

20.3.1 Disclosure regarding Micro, Small and Medium Enterprise :-		
Outstanding Liabilities towards Micro, Small and Medium Enterprise	1.10	0.51
Disclosure of amount payable to Micro and Small Enterprises is based on the information available with the Company regarding the status of suppliers as defined under the Micro, Small and Medium Enterprise Development Act, 2006 (the Act). Additional disclosure as required under Section 22 of the Act is given under Note No.34(12) of Financial Statements.		
20.3.2 Refer Annexure-I to Note No-20.3 for Ageing schedule of Trade Payables.		
20.3.3 Total outstanding dues of Creditors other than micro enterprises and small enterprises includes Rs. 30243 (Previous Year Rs.73443) due to Parent Company.-(Applicable to JVs and Subsidiary Company)		
20.3.4 Refer Note 34(10) of the Financial Statements with regard to confirmation of balances.		



Annexure-I to Note No-20.3

As at 31st March 2024

Particulars	Trade Payble due and outstanding for following period from due date of payment						Total
	Unbilled	Not Due	Less than 1 year	1-2 years	2-3 years	More than 3 Years	
(i) MSME	1.1						1.1
(ii) Others	0.99						0.99
(iii) Disputed dues-MSME							0
(iv) Disputed dues-Others							0
Total	2.09	0	0	0	0	0	2.09

As at 31st March 2023

Particulars	Trade Payble due and outstanding for following period from due date of payment						Total
	Unbilled	Not Due	Less than 1 year	1-2 years	2-3 years	More than 3 Years	
(i) MSME	0.51						0.51
(ii) Others	0.73						0.73
(iii) Disputed dues-MSME							0
(iv) Disputed dues-Others							0
Total	1.24	0	0	0	0	0	1.24



NOTE NO. 20.4 CURRENT - OTHER FINANCIAL LIABILITIES

(Amount ₹ in Lacs)

PARTICULARS	As at 31st March, 2024	As at 31st March, 2023
Bond application money	-	-
Liability against capital works/supplies other than Micro and Small Enterprises (Refer Note 20.4.5)	48.07	-
Deposits	-	-
Liability against capital works/supplies-Micro and Small Enterprises (Refer Note 20.4.1)	-	-
Liability against Corporate Social Responsibility	-	-
Interest accrued but not due on borrowings (Refer Note 20.4.3)	-	-
Interest accrued and due on borrowings (Refer Note 20.4.4)	-	-
Payable towards Bonds Fully Serviced by Government of India	-	-
- Principal	-	-
- Interest	-	-
Earnest Money Deposit/ Retention Money	0.23	-
Due to Subsidiaries	-	-
Liability for share application money -to the extent refundable	-	-
Unpaid dividend (Refer Note 20.4.2)	-	-
Unpaid Principal/ Interest (Refer Note 20.4.2)	-	-
Payable for Late Payment Surcharge	-	-
Derivative MTM Liability	-	-
Payable to Employees	-	-
Payable to Others	-	-
TOTAL	48.30	-
<p>20.4.1 Disclosure regarding Micro, Small and Medium Enterprise :-</p> <p>Outstanding Liabilities towards Micro, Small and Medium Enterprise -</p> <p>Outstanding Interest towards Micro, Small and Medium Enterprise -</p> <p>Disclosure of amount payable to Micro and Small Enterprises is based on the information available with the Company regarding the status of suppliers as defined under the Micro, Small and Medium Enterprise Development Act, 2006 (the Act). Additional disclosure as required under Section 22 of The Act is given under Note No.34(12) of Financial Statements.</p> <p>20.4.2 "Unpaid Dividend" and "Unpaid Principal/ Interest" includes the amounts which have not been claimed by the investors/holders of the equity shares/bonds. During the year, unpaid dividend of Lacs NIL (Previous Year Lacs NIL) has been paid to the Investor Education and Protection Fund. There is no amount due for payment to Investor Education and Protection Fund.</p> <p>20.4.3 Interest accrued but not due on borrowings includes interest amounting to Rs.NIL payable to Parent Company.- Applicable to JVs and Subsidiaries Companies.</p> <p>20.4.4 Interest accrued and due on borrowings includes interest amounting to Rs. NIL payable to Parent Company.- Applicable to JVs and Subsidiaries Companies.</p> <p>20.4.5 Liability against capital works/supplies other than Micro and Small Enterprises includes Rs.NIL Payable to Parent Company.- Applicable to JVs and Subsidiaries Companies.</p> <p>20.4.6 Refer Note 34(10) of the Financial Statements with regard to confirmation of balances.</p>		

NOTE NO. 21 OTHER CURRENT LIABILITIES

(Amount ₹ in Lacs)

PARTICULARS	As at 31st March, 2024	As at 31st March, 2023
Income received in advance (Advance against depreciation)	-	-
Deferred Income from Foreign Currency Fluctuation Account	-	-
Deferred Foreign Currency Fluctuation Liabilities	-	-
Unspent amount of deposit/agency basis works	-	-
Water Usage Charges Payables	-	-
Statutory dues payables	1.01	0.11
Contract Liabilities-Deposit Works	-	-
Contract Liabilities-Project Management/ Consultancy Work	-	-
Provision toward amount recoverable in respect of Project Management/ Consultancy Work	-	-
Advance from Customers and Others	-	-
Grants in aid-from Government-Deferred Income (Refer Note No-19.1)	-	-
TOTAL	1.01	0.11

21.1 Refer Note 34(10) of the Financial Statements with regard to confirmation of balances.



PARTICULARS	As at 31st March, 2024	As at 31st March, 2023
A. PROVISION FOR EMPLOYEE BENEFITS		
i) <u>Provision for Long term Benefits (Provided for on the basis of actuarial valuation)</u>		
As per last Balance Sheet	-	-
Additions during the year	-	-
Amount used during the year	-	-
Amount reversed during the year	-	-
Closing Balance	-	-
ii) <u>Provision for Wage Revision</u>		
As per last Balance Sheet	-	-
Additions during the year	-	-
Amount used during the year	-	-
Amount reversed during the year	-	-
Closing Balance	-	-
Less: Advance paid	-	-
Closing Balance (Net of advance)	-	-
iii) <u>Provision for Performance Related Pay/Incentive</u>		
As per last Balance Sheet	-	-
Additions during the year	-	-
Amount used during the year	-	-
Amount reversed during the year	-	-
Closing Balance	-	-
Less: Advance Paid	-	-
Closing Balance Net of Advance	-	-
iv) <u>Provision for Superannuation / Pension Fund</u>		
As per last Balance Sheet	-	-
Additions during the year	-	-
Amount used during the year	-	-
Amount reversed during the year	-	-
Closing Balance	-	-
v) <u>Provision For Wage Revision - 3rd Pay Revision Committee</u>		
As per last Balance Sheet	-	-
Additions during the year	-	-
Amount used during the year	-	-
Amount reversed during the year	-	-
Closing Balance	-	-
B. OTHERS		
i) <u>Provision For Committed Capital Expenditure</u>		
As per last Balance Sheet	-	-
Additions during the year	-	-
Amount used during the year	-	-
Amount reversed during the year	-	-
Unwinding of discount	-	-
Closing Balance	-	-
ii) <u>Provision in respect of arbitration award/ court cases</u>		
As per last Balance Sheet	-	-
Additions during the year	-	-
Amount used during the year	-	-
Amount reversed during the year	-	-
Closing Balance	-	-
iii) <u>Provision - Others</u>		
As per last Balance Sheet	-	-
Additions during the year	-	-
Amount used during the year	-	-
Amount reversed during the year	-	-
Closing Balance	-	-
TOTAL	-	-

22.1 Information about nature and purpose of Provisions is given in Note 34 (16) of Financial Statements.



NOTE NO. 23 CURRENT TAX LIABILITIES (NET)

(Amount ₹ in Lacs)

PARTICULARS	As at 31st March, 2024	As at 31st March, 2023
Current Tax Liability as per last Balance Sheet	-	-
Additions during the year	4.71	-
Amount adjusted during the year	-	-
Amount used during the year	-	-
Amount reversed during the year	-	-
Closing Balance of Current Tax Liability (A)	4.71	-
Less: Current Advance Tax including Tax Deducted at Source (B)	12.89	8.29
Net Current Tax Liabilities (A-B)	(8.18)	(8.29)
(Disclosed under Note No-4 above)	8.18	8.29
TOTAL	-	-



PARTICULARS	For the Year ended 31st March, 2024	For the Year ended 31st March, 2023
Operating Revenue		
A SALES (Refer Note 24.1.1 and 24.1.3)		
Sale of Power	-	-
Advance Against Depreciation -Written back during the year	-	-
Performance based Incentive	-	-
Sub-total (i)	-	-
Less :		
Sales adjustment on account of Foreign Exchange Rate Variation	-	-
Tariff Adjustments (Refer Note 24.1.2)	-	-
Regulated Power Adjustment	-	-
Income from generation of electricity – precommissioning (Transferred to Expenditure Attributable to Construction) (Refer Note 32)	-	-
Rebate to customers	-	-
Sub-total (ii)	-	-
Sub - Total (A) = (i-ii)	-	-
B Income from Finance Lease (Refer Note 34(13))	-	-
C Income from Operating Lease (Refer Note 34(13))	-	-
D Revenue From Contracts, Project Management and Consultancy Works		
Contract Income	-	-
Revenue from Project management/ Consultancy works	-	-
Sub - Total (D)	-	-
E Revenue from Power Trading		
Sale of Power	-	-
Less:-Rebate to customers	-	-
Trading Margin (Refer Note 24.1.4)	-	-
Sub - Total (E)	-	-
Sub-Total-I (A+B+C+D+E)	-	-
F OTHER OPERATING REVENUE		
Income From Sale of Self Generated VRS/REC	-	-
Income on account of generation based incentive (GBI)	-	-
Interest from Beneficiary States -Revision of Tariff	-	-
Income on account of Sale of Scrap	-	-
Sub-Total-II	-	-
TOTAL (I+II)	-	-



PARTICULARS	For the Year ended 31st March, 2024	For the Year ended 31st March, 2023
A) Interest Income		
- Investments carried at FVTOCI- Non Taxable	-	-
- Investments carried at FVTOCI- Taxable	-	-
- Interest - Government Securities (8.5% tax free bonds issued by the State Governments)	-	-
- Loan to Government of Arunachal Pradesh	-	-
- Deposit Account	128.87	82.88
- Employee's Loans and Advances (Net of Rebate)	-	-
- Advance to contractors	-	-
- Unwinding of Fair Value Loss on Financial Assets	-	-
- Others	0.33	-
B) Dividend Income		
- Dividend from subsidiaries (Refer Note 34.8)	-	-
- Dividend - Others	-	-
C) Other Non Operating Income (Net of Expenses directly attributable to such income)		
Late payment surcharge	-	-
Realization of Loss Due To Business Interruption	-	-
Profit on sale of investments	-	-
Profit on sale of Assets (Net)	-	-
Income from Insurance Claim	-	-
Liabilities/ Impairment Allowances/ Provisions not required written back (Refer Note 24.2.1)	-	-
Material Issued to contractor		
(i) Sale on account of material issued to contractors	-	-
(ii) Less: Cost of material issued to contractors on recoverable basis	-	-
(iii) Net: Adjustment on account of material issued to contractor	-	-
Amortization of Grant in Aid (Refer Note 19.1)	-	-
Exchange rate variation (Net)	-	-
Mark to Market Gain on Derivative	-	-
Others	-	-
Sub-total	129.20	82.88
Add/(Less): C.O. Income Allocation	-	-
Add/(Less): Regional Office Income Allocation	-	-
Sub-total	129.20	82.88
Less: Transferred to Expenditure Attributable to Construction	-	-
Less: Transferred to Advance/ Deposit from Client/Contractees and against Deposit Works	-	-
Less: Transfer of other income to grant	-	-
Total	129.20	82.88



NOTE NO. 25.1 Purchase of Power - Trading

(Amount ₹ in Lacs)

PARTICULARS	For the Year ended 31st March, 2024	For the Year ended 31st March, 2023
Purchase of Power	-	-
Less : Rebate from Supplier	-	-
Total	-	-

NOTE NO. 25.2 GENERATION EXPENSES

(Amount ₹ in Lacs)

PARTICULARS	For the Year ended 31st March, 2024	For the Year ended 31st March, 2023
Water Usage Charges	-	-
Consumption of stores and spare parts	-	-
Sub-total	-	-
Less: Transferred to Expenditure Attributable to Construction	-	-
Total	-	-

NOTE NO. 26 EMPLOYEE BENEFITS EXPENSE

(Amount ₹ in Lacs)

PARTICULARS	For the Year ended 31st March, 2024	For the Year ended 31st March, 2023
Salaries and Wages	-	-
Contribution to provident and other funds (Refer Note 26.2 and 26.4)	-	-
Staff welfare expenses	-	-
Leave Salary & Pension Contribution	-	-
Sub-total	-	-
Add/(Less): C.O. Expenses Allocation	-	-
Add/(Less): Regional Office Expenses Allocation	-	-
Sub-total	-	-
Less: Transferred to Expenditure Attributable to Construction	-	-
Less: Recoverable from Deposit Works	-	-
Total	-	-

26.1 Disclosure about leases towards residential accomodation for employees are given in Note 34 (16) (A) of Financial Statements.

26.2 Contribution to provident and other funds include contributions:

	For the Year ended 31st March, 2024	For the Year ended 31st March, 2023
i) towards Employees Provident Fund	-	-
ii) towards Employees Defined Contribution Superannuation Scheme	-	-

26.3 Salary and wages includes expenditure on short term leases as per IND AS-116 " Leases".



NOTE NO. 27 FINANCE COSTS

(Amount ₹ in Lacs)

PARTICULARS	For the Year ended 31st March, 2024	For the Year ended 31st March, 2023
A Interest on Financial Liabilities at Amortized Cost		
Bonds	-	-
Term loan	-	-
Foreign loan	-	-
Government of India loan	-	-
Short Term Loan	-	-
Cash credit facilities /WCDL	-	-
Other interest charges	-	-
Lease Liabilities	-	-
Unwinding of discount-Government of India Loan	-	-
Sub-total	-	-
B Other Borrowing Cost		
Call spread/ Coupon Swap	-	-
Bond issue/ service expenses	-	-
Commitment fee	-	-
Guarantee fee on foreign loan	-	-
Other finance charges	-	-
Unwinding of discount-Provision & Financial Liabilities	-	-
Sub-total	-	-
C Applicable net (gain)/ loss on Foreign currency transactions and translation		
Exchange differences regarded as adjustment to interest cost	-	-
Less: Transferred to Deferred Foreign Currency Fluctuation Assets	-	-
Sub-total	-	-
D Interest on Income Tax		
Total (A + B + C+D)	-	-
Add/(Less): C.O. Expenses Allocation	-	-
Add/(Less): Regional Office Expenses Allocation	-	-
TOTAL	-	-
Less: Transferred to Expenditure Attributable to Construction	-	-
Less: Recoverable from Deposit Works	-	-
Total	-	-

NOTE NO. 28 DEPRECIATION AND AMORTIZATION EXPENSES

(Amount ₹ in Lacs)

PARTICULARS	For the Year ended 31st March, 2024	For the Year ended 31st March, 2023
Depreciation -Property, Plant and Equipment	1.90	1.06
Depreciation-Right of use Assets	-	-
Amortization -Intangible Assets	-	-
Depreciation adjustment on account of Foreign Exchange Rate Variation (Refer Note 19 and 5(D)(iii))	-	-
Add/(Less): C.O. Expenses Allocation	-	-
Add/(Less): Regional Office Expenses Allocation	-	-
Add/(Less): Depreciation allocated to/from other units	-	-
Sub-total	1.90	1.06
Less: Transferred to Expenditure Attributable to Construction	-	-
Less: Recoverable from Deposit Works	-	-
Total	1.90	1.06



PARTICULARS	For the Year ended 31st March, 2024	For the Year ended 31st March, 2023
Direct Expenditure on Contract, Project Management and Consultancy Works	-	-
REPAIRS AND MAINTENANCE	-	-
- Building	-	-
- Machinery	-	-
- Others	7.68	-
Rent (Refer Note 29.4)	-	-
Hire Charges	3.97	4.46
Rates and taxes	0.06	250.05
Insurance	-	-
Security expenses	-	-
Electricity Charges	-	-
Travelling and Conveyance	-	-
Expenses on vehicles	-	-
Telephone, telex and Postage	-	-
Advertisement and publicity	0.17	-
Entertainment and hospitality expenses	-	0.03
Printing and stationery	1.59	0.08
Legal Expenses	-	-
Consultancy charges - Indigenous	0.48	0.23
Consultancy charges - Foreign	-	-
Audit expenses (Refer Note 29.3)	0.53	0.47
Expenses on compensatory afforestation/ catchment area treatment/ environmental expenses/development expenses	-	-
Expenses on work of downstream protection works	-	-
Expenditure on land not belonging to company	-	-
Loss on Assets (Net)	2.21	0.86
Losses out of insurance claims	-	-
Donation	-	-
Corporate social responsibility (Refer Note 34(11))	-	-
Community Development Expenses	-	-
Directors' Sitting Fees	-	-
Interest on Arbitration/ Court Cases	-	-
Compensation on Arbitration/ Court Cases	-	-
Interest to beneficiary	-	-
Expenditure on Self Generated VER's/REC	-	-
Exchange rate variation (Net)	-	-
Training Expenses	-	-
Petition Fee /Registration Fee /Other Fee - To CERC/RLDC/RPC/IE/PXIL	-	9.38
Operational/Running Expenses of Kendriya Vidyalay	-	-
Operational/Running Expenses of Other Schools	-	-
Operational/Running Expenses of Guest House/Transit Hostel	-	-
Operating Expenses of DG Set-Other than Residential	-	-
Fair Value Loss on Financial Assets	-	-
Change in Fair Value of Derivatives	-	-
Other general expenses	4.14	7.63
Sub-total	20.83	273.19
Add/(Less): C.O. Expenses Allocation	-	-
Add/(Less): Regional Office Expenses Allocation	-	-
Sub-total	20.83	273.19
Less: Transferred to Expenditure Attributable to Construction	-	-
Less: Recoverable from Deposit Works	-	-
Less: Transfer to General Reserve for Expenses on Buyback	-	-
Sub-total (i)	20.83	273.19
PROVISIONS/ IMPAIRMENT ALLOWANCE		
Loss allowance for trade receivables	-	-
Loss Allowance for Expected Credit Loss -Trade Receivables	-	-
Allowance for Bad and doubtful advances / deposits	-	-
Allowance for Bad and doubtful claims	-	-
Allowance for Bad and Doubtful Loan	-	-
Allowance for Doubtful Interest	-	-
Allowance for stores and spares/ Construction stores	-	-
Allowance for Shortage in store & spares provided	-	-
Allowance against diminution in the value of Investment	-	-
Allowance for Project expenses	-	-
Allowance for losses pending investigation/ awaiting write off / sanction	-	-
Allowance for Diminution in value of Inventory of Self Generated VER's Provided for	-	-
Allowance for catchment area treatment plan	-	-
Interest to Beneficiary (Refer Note 29.2)	-	-
Interest against court/arbitration award	-	-
Others	-	-
Sub-total	-	-
Add/(Less): C.O. Expenses Allocation	-	-
Add/(Less): Regional Office Expenses Allocation	-	-
Sub-total	-	-
Less: Transferred to Expenditure Attributable to Construction	-	-
Less: Recoverable from Deposit Works	-	-
Sub-total (ii)	-	-
Total (i+ii)	20.83	273.19



29.1 Disclosure about leases are given in Note 34 (13) of Financial Statements.

(Amount ₹ in Lacs)

29.2

Detail of audit expenses are as under: -	For the Year ended 31st March, 2024	For the Year ended 31st March, 2023
i) Statutory auditors		
As Auditor		
- Audit Fees	0.47	0.47
- Tax Audit Fees	-	-
In other Capacity		
- Taxation Matters	-	-
- Company Law Matters	-	-
- Management Services	-	-
- Other Matters/services	-	-
- Reimbursement of expenses	0.06	-
ii) Cost Auditors		
- Audit Fees	-	-
- Reimbursement of expenses	-	-
iii) Goods and Service Tax (GST) Auditors		
- Audit Fees	-	-
- Reimbursement of expenses	-	-
Total Audit Expenses	0.53	0.47

29.3 Rent includes the following expenditure as per IND AS-116 " Leases".

- (i) Expenditure on short-term leases other than lease term of one month or less
- (ii) Expenditure on long term lease of low-value assets
- (iii) Variable lease payments not included in the measurement of lease liabilities

-	-
-	-
-	-



NOTE NO. 30.1 TAX EXPENSES

(Amount ₹ in Lacs)

PARTICULARS	For the Year ended 31st March, 2024	For the Year ended 31st March, 2023
Current Tax		
Provision for Current Tax	4.71	-
Adjustment Relating To Earlier years	-	-
Total Current Tax expenses	4.71	-
Deferred Tax		
Decrease (increase) in Deferred Tax Assets		
- Relating to origination and reversal of temporary differences	5.15	(32.69)
- Relating to change in tax rate	-	-
- Adjustments in respect of deferred tax of earlier years	-	-
- Adjustments on account of MAT credit entitlement	-	-
Increase (decrease) in Deferred Tax Liabilities		
- Relating to origination and reversal of temporary differences	-	-
- Relating to change in tax rate	-	-
- Adjustments in respect of deferred tax of earlier years	-	-
Total Deferred Tax Expenses (benefits)	5.15	(32.69)
Net Deferred Tax	5.15	(32.69)
30.1.1 Reconciliation of tax expense and the accounting profit multiplied by India's domestic rate.	For the Year ended 31st March, 2024	For the Year ended 31st March, 2023
Accounting profit/loss before income tax including movement in Regulatory Deferral Account Balance	106.47	(191.37)
Applicable tax rate (%)	0.28	17.16
Computed tax expense	29.62	-
Tax effects of amounts which are not deductible (Taxable) in calculating taxable income.		
Non Deductible Tax Expenses	0.61	
Tax Exempt Income		
Tax Incentives (80-IA Deductions)		
Adjustment for current tax of earlier years		
Minimum Alternate Tax Adjustments		
Change in rate of tax	5.19	
Other	(0.04)	
Change in rate of tax		
Adjustment Relating To Earlier years	25.52	
Income tax expense reported in Statement of Profit and Loss	9.86	(32.69)
30.1.2 Amounts recognised directly in Equity		
Aggregate current and deferred tax arising in the reporting year and not recognised in net profit or loss or other comprehensive income but directly debited/(credited) to equity		
Current Tax		
Deferred tax		
Total		
30.1.3 Tax losses and credits		
(i) Unused tax losses for which no deferred tax asset has been recognised		
Potential tax benefit @ 30%		
(ii) The details of MAT Credit available to the Company in future but not recognised in the books of account (Refer Note 30.1.5)		
30.1.4 Unrecognised temporary differences		
Temporary differences relating to investments in subsidiaries for which deferred tax liabilities have not been recognised.		
Undistributed Earnings		
Unrecognised deferred tax liabilities relating to the above temporary differences		



NOTE NO. 30.2 OTHER COMPREHENSIVE INCOME

(Amount ₹ in Lacs)

PARTICULARS	For the Year ended 31st March, 2024	For the Year ended 31st March, 2023
(i) Items that will not be reclassified to profit or loss		
(a) Remeasurement of the post employment defined benefit obligations	-	-
Less: Income Tax on remeasurement of the post employment defined benefit obligations	-	-
Remeasurement of the post employment defined benefit obligations (net of Tax)	-	-
Less:-Movement in Regulatory Deferral Account Balances in respect of tax on defined benefit obligations	-	-
-Movement in Regulatory Deferral Account Balances- Remeasurement of post employment defined benefit obligations	-	-
Less: Impact of Tax on Regulatory Deferral Accounts	-	-
Sub total (a)	-	-
(b) Investment in Equity Instruments	-	-
Less: Income Tax on Equity Instruments	-	-
Sub total (b)	-	-
Total (i)=(a)+(b)	-	-
(ii) Items that will be reclassified to profit or loss		
- Investment in Debt Instruments	-	-
Less: Income Tax on investment in Debt Instruments	-	-
Total (ii)	-	-
Total =(i+ii)	-	-

NOTE NO. 31 Movement in Regulatory Deferral Account Balances

(Amount ₹ in Lacs)

PARTICULARS	For the Year ended 31st March, 2024	For the Year ended 31st March, 2023
(i) Exchange Differences on Monetary Items	-	-
(ii) Regulatory Liability on account of recognition of MAT Credit	-	-
TOTAL (i)+(ii)	-	-

31.1 Refer Note 14.1 and 14.2 of Financial Statements.



NOTE NO. 32 EXPENDITURE ATTRIBUTABLE TO CONSTRUCTION (EAC) FORMING PART OF CAPITAL WORK IN PROGRESS FOR THE YEAR

(Amount ₹ in Lacs)

PARTICULARS	For the Year ended 31st March, 2024	For the Year ended 31st March, 2023
A. GENERATION EXPENSE		
Water Usage Charges	-	-
Consumption of stores and spare parts	-	-
Sub-total	-	-
B. EMPLOYEE BENEFITS EXPENSE		
Salaries and Wages	-	-
Contribution to provident and other funds	-	-
Staff welfare expenses	-	-
Leave Salary & Pension Contribution	-	-
Sub-total	-	-
C. FINANCE COST		
Interest on : (Refer Note 2.2.3)		
Bonds	-	-
Foreign loan	-	-
Term loan	-	-
Lease Liabilities	-	-
Cash credit facilities /WCDL	-	-
Exchange differences regarded as adjustment to interest cost	-	-
Loss on Hedging Transactions	-	-
Bond issue/ service expenses	-	-
Commitment fee	-	-
Guarantee fee on loan	-	-
Other finance charges	-	-
Transfer of expenses to EAC- Interest on loans from Central Government-adjustment on account of effective interest	-	-
Transfer of expenses to EAC-Interest on security deposit/ retention money-adjustment on account of effective interest	-	-
Transfer of expenses to EAC-committed capital expenses-adjustment for time value	-	-
Sub-total	-	-
D. DEPRECIATION AND AMORTISATION EXPENSES		
Sub-total	-	-
E. OTHER EXPENSES		
Repairs And Maintenance :		
-Building	-	-
-Machinery	-	-
-Others	-	-
Rent & Hire Charges	-	-
Rates and taxes	-	-
Insurance	-	-
Security expenses	-	-
Electricity Charges	-	-
Travelling and Conveyance	-	-
Expenses on vehicles	-	-
Telephone, telex and Postage	-	-
Advertisement and publicity	-	-
Entertainment and hospitality expenses	-	-
Printing and stationery	-	-
Legal and Consultancy charges:		
- Indigenous	-	-
- Foreign	-	-
Expenses on compensatory afforestation/ catchment area treatment/ environmental expenses/ development expenses	-	-
Expenses on works of downstream protection works	-	-
Expenditure on land not belonging to company	-	-
Assets/ Claims written off	-	-
Land Acquisition and Rehabilitation Expenditure	-	-
Losses on sale of assets	-	-
Other general expenses	-	-
Exchange rate variation (Debit)	-	-
Sub-total	-	-
F. PROVISIONS		
Sub-total	-	-
G. CORPORATE OFFICE/REGIONAL OFFICE EXPENSES		
Other Income	-	-
Other Expenses	-	-
Employee Benefits Expense	-	-
Depreciation & Amortisation Expenses	-	-
Finance Cost	-	-
Provisions	-	-
Sub-total	-	-
H. LESS: RECEIPTS AND RECOVERIES		
Income from generation of electricity – precommissioning	-	-
Interest on loans and advances	-	-
Profit on sale of assets	-	-
Exchange rate variation (Credit)	-	-
Provision/Liability not required written back	-	-
Miscellaneous receipts	-	-
Transfer of fair value gain to EAC- security deposit	-	-
Transfer of Income to EAC - MTM Gain on Derivatives	-	-
Transfer of fair value gain to EAC - on provisions for committed capital expenditure	-	-
Sub-total	-	-
TOTAL (A+B+C+D+E+F+G-H) (Refer Note 2.2)	-	-



Note-33: Disclosure on Financial Instruments and Risk Management

A) Financial Instruments by category

(Amount ₹ in Lacs)

(i) Long-term borrowings	16.1			-			-
(ii) Long term maturities of lease liabilities	16.2			-			-
(iii) Other Financial Liabilities (including Payable towards Bonds Fully Serviced by Government of India)	16.3	-		-	-		0
Total Non-current Financial Liabilities		-	-	-	-	-	0
Current Financial Liabilities							
(iv) Borrowing -Short Term including current maturities of long term borrowings	20.1			-			-
(v) Current maturities of lease obligations	20.2			-			-
(vi) Trade Payables including Micro, Small and Medium Enterprises	20.3			2.09			1.24
(vii) Other Current financial liabilities							
a) Interest Accrued but not due on borrowings	20.4			-			-
b) Other Current Liabilities	20.4			48.30			-
Total Current Financial Liabilities		0	0	50.39	0	0	1.24
Total Financial Liabilities		-	-	50.39	-	-	1.31



TOTAL

B) FAIR VALUATION MEASUREMENT

(i) Fair Value Hierarchy

This section explains the judgements and estimates made in determining the fair values of the financial instruments that are (a) recognised and measured at fair value and (b) measured at amortised cost and for which fair value are disclosed in the financial statements. To provide an indication about the reliability of the inputs used in determining fair value, the company has classified its financial instruments into the following three levels prescribed under Ind AS-113 "Fair Value Measurements"

Level 1: Level 1 hierarchy includes financial instruments measured using quoted prices. This includes listed equity instruments and traded bonds that have quoted price. The fair value of all equity instruments including bonds which are traded in the recognised Stock Exchange and money markets are valued using the closing prices as at the reporting date.

Level 2: The fair value of financial instruments that are not traded in an active market is determined using valuation techniques which maximise the use of observable market data and rely as little as possible on entity-specific estimates. If all significant inputs required to fair value an instrument are observable, the instrument is included in level 2.

Level 3: If one or more of the significant inputs is not based on observable market data, the instrument is included in level 3. The fair value of financial assets and liabilities included in level 3 is determined in accordance with generally accepted pricing models based on discounted cash flow analysis using prices from observable current market transactions and dealer quotes of similar instruments. This includes derivative security deposits/ retention money and loans at lower than market rates of interest.

(a) Financial Assets/Liabilities Measured at Fair Value-Recurring Fair Value Measurement:

(Amount ₹ in Lacs)

Particulars	Note No.	As at 31st March, 2024			As at 31st March, 2023		
		Level 1	Level 2	Level 3	Level 1	Level 2	Level 3
Financial Assets at FVTOCI							
(i) Investments							
- In Equity Instrument (Quoted)	3.1	-					
- In Debt Instruments (Government/ Public Sector Undertaking)- Quoted *	3.1 and 7.1	-					
Financial Assets at FVTPL :							
(i) Derivative MTM Asset (Call spread option and Coupon only swap)	3.4						
Total Financial Assets							
Financial Liabilities at FVTPL :							
(i) Derivative MTM Liability (Call spread option)	16.3						
Total Financial Liabilities							

Note:

* in the absence of latest quoted market rates in respect of these instruments, rates have been derived as per Fixed Income Money Market and Derivatives Association of India (FIMMDA).

All other financial assets and financial liabilities have been measured at amortised cost at balance sheet date and classified as non-recurring fair value measurement.

(Amount ₹ in Lacs)

(b) Financial Assets/Liabilities measured at amortised cost for which Fair Value are disclosed:

Particulars	Note No.	As at 31st March, 2024			As at 31st March, 2023		
		Level 1	Level 2	Level 3	Level 1	Level 2	Level 3
Financial assets							
(i) Trade Receivables	3.2						
(ii) Loans							
a) Employees (including current loans)	3.3 and 10						
b) Loans to Related Party	3.3						
c) Loan to Government of Arunachal Pradesh (including interest accrued)	3.3					0	
d) Others	3.3						
(iii) Others							
Security Deposits	3.4						
-Bank Deposits with more than 12 Months Maturity (including interest accrued)	3.4						
-Recoverable-Others	3.4						
-Recoverable on account of Bonds fully Serviced by Government of India	3.4				0		
Total Financial Assets		0	0	0	0	0	0
Financial Liabilities							
(i) Long Term Borrowings including Current maturities and accrued interest	16.1, 20.1 and 20.4						
(ii) Other Long Term Financial Liabilities (including Payable towards Bonds Fully Serviced by Government of India)	16.3				0		0
Total Financial Liabilities		0	0	0	0	0	0



(Amount ₹ in Lacs)

(c) Fair value of Financial Assets and liabilities measured at Amortised Cost

Particulars	Note No.	As at 31st March, 2024		As at 31st March, 2023	
		Carrying Amount	Fair Value	Carrying Amount	Fair Value
Financial Assets					
(i) Trade Receivables	3.2	-	-	-	-
(ii) Loans					
a) Employees (including current loans)	3.3 and 10	-	-	-	-
b) Loans to Related Party	3.3	-	-	-	-
c) Loan to Government of Arunachal Pradesh (including Interest Accrued)	3.3	-	-	-	-
d) Others	3.3	-	-	-	-
(iii) Others					
Security Deposits	3.4	-	-	-	-
-Bank Deposits with more than 12 Months Maturity (including Interest accrued)	3.4	-	-	-	-
-Recoverable-Others	3.4	-	-	-	-
-Recoverable on account of Bonds fully Serviced by Government of India	3.4	-	-	-	-
Total Financial Assets		-	-	-	-
Financial Liabilities					
(i) Long Term Borrowings including Current maturities and accrued interest	16.1, 20.1 and 20.4	-	-	-	-
(ii) Other Long Term Financial Liabilities (including Payable towards Bonds Fully Serviced by Government of India)	16.3	-	-	0	-
Total Financial Liabilities		-	-	0	-

Note:-

1. The Carrying amounts of current investments, Trade and other receivables (Current), Cash and cash equivalents, Short-term loans and advances, Short Term Borrowings, Trade payables and other current financial liabilities are considered to be the same as their fair values, due to their short term nature.

-For financial assets and financial liabilities measured at fair value, the carrying amounts are equal to the fair value.

(d) Valuation techniques and process used to determine fair values

(1) The Company values financial assets or financial liabilities using the best and most relevant data available. Specific valuation techniques used to determine fair value of financial instruments includes:

- Use of Quoted market price or dealer quotes for similar instruments.

- Fair value of remaining financial instruments is determined using discounted cash flow analysis.

(2) The discount rate used to fair value financial instruments classified at Level -3 is based on the Weighted Average Rate of company's outstanding borrowings except subordinate debts and foreign currency borrowings.

(3) Financial liabilities that are subsequently measured at amortised cost are recognised initially at fair value minus transaction costs using the effective interest method where such transaction costs incurred on long term borrowings are material.



TOTAL

(2) Financial Risk Management

(A) Financial risk factors

The Company's activities expose it to a variety of financial risks. These are summarized as below:-

Risk	Exposure arising from	Measurement	Management
Credit risk	Cash & Cash equivalents, Other Bank Balances, Trade receivables and financial assets measured at amortised cost, Lease Receivable.	Ageing analysis, credit rating.	Diversification of bank deposits, letter of credit for selected customers.
Liquidity Risk	Borrowings and other facilities.	Rolling cash flow forecasts & Budgets	Availability of committed credit lines and borrowing facilities.
Market Risk- Interest rate	Long term borrowings at variable rates	Sensitivity Analysis	1. Diversification of fixed rate and floating rates 2. Refinancing 3. Actual Interest is recovered through tariff as per CERC Regulation
Market Risk- security prices	Investment in equity and debt securities	Sensitivity Analysis	Portfolio diversification
Market Risk- foreign exchange	Recognised financial liabilities not denominated in INR.	Sensitivity Analysis	Foreign exchange rate variation is recovered through tariff as per CERC Regulation. Call spread option and coupon only swap

Risk management framework

The Company's activities make it susceptible to various risks. The Company has taken adequate measures to address such concerns by developing adequate systems and practices. Company has a well-defined risk management policy to provide overall framework for risk management in the Company. The Board of Directors has overall responsibility for the establishment and oversight of the Company's risk management framework.

The Company is exposed to the following risks from its use of financial instruments:

i) Credit risk

Credit risk is the risk that a counter party will not meet its obligations under a financial instrument or customer contract, leading to a financial loss. The company is exposed to credit risk from its operating activities (primarily trade receivables/leased assets) and from its financing activities including deposits with banks and financial institutions.

ii) Liquidity risk.

Liquidity risk is the risk that the Company may not be able to meet its present and future cash and collateral obligations without incurring unacceptable losses.

iii) Market risk

Market risk is the risk that the fair value or future cash flows of a financial instrument will fluctuate because of changes in market prices. Market prices comprise of three types of risk: currency rate risk, interest rate risk and other price risks, such as equity and debt price risk. Financial instruments affected by market risk include loans and borrowings, deposits and investments. Foreign currency risk is the risk that the fair value or future cash flows of a financial instrument will fluctuate because of changes in foreign exchange rates. Interest rate risk is the risk that the fair value of future cash flows of a financial instrument will fluctuate because of changes in market interest rates.

(B) Credit Risk

The Company is exposed to credit risk from its operating activities (primarily trade receivables) and from its financing activities, including deposits with banks and other financial instruments.

Trade Receivables, unbilled revenue and lease receivables :-

The Company extends credit to customers in normal course of business. The Company monitors the payment track record of the customers. Outstanding receivables are regularly monitored. In the case of the Company, the concentration of risk with respect to trade receivables is low, as its customers are mainly state government companies/DISCOMS and operate in largely independent markets. Unbilled revenue primarily relates to the Company's right to consideration for work completed but not billed at the reporting date and have substantially the same risk characteristics as trade receivables for the same type of contracts.



Lease receivables of the company are with regard to Power Purchase Agreements classified as finance lease as per Ind AS 116- 'Leases' as referred to in Note No. 34. The power purchase agreements are for sale of power to single beneficiary and recoverability of interest income and principal on leased assets i.e. PPE of the power stations are assessed on the same basis as applied for trade receivables.

Financial assets at amortised cost :-

Employee Loans: The Company has given loans to employees at concessional rates as per the Company's policy which have been measured at amortised cost at Balance Sheet date. The recovery of the loan is on fixed instalment basis from the monthly salary of the employees. Long term loans for acquisition of assets are secured by way of mortgage/hypothecation of the assets for which such loans are given. Management has assessed the past data and does not envisage any probability of default on these loans.

Loans to Government of Arunachal Pradesh : The Company has given loan to Government of Arunachal Pradesh at 9% rate of interest (compounded annually) as per the terms and conditions of Memorandum of understanding signed between the Company and Government of Arunachal Pradesh for construction of hydroelectric projects in the state. The loan has been measured at amortised cost and is recoverable from the share of free power of the state government from the first hydroelectric project to be commissioned in the state. Management does not envisage any probability of default on the loan.

Financial instruments and cash deposits :-

The Company considers factors such as track record, size of the bank, market reputation and service standards to select banks with which balances and deposits are maintained. Generally, the balances are maintained with banks with which the Company has also availed borrowings. The Company invests surplus cash in short term deposits with scheduled banks. The company has balances and deposits with banks which are well diversified across private and public sector banks with limited exposure to any single bank.

Corporate Guarantee issued by the Company: -

(i) Exposure to credit risk

The carrying amount of financial assets represents the maximum credit exposure. The maximum exposure to credit risk at the reporting date is as under:

(Amount in ₹ Lacs)

Particulars	As at 31st March, 2024	As at 31st March, 2023
Financial assets for which loss allowance is measured using 12 months Expected Credit Losses (ECL)		
Non-current investments (Other than Subsidiaries and Joint Ventures)	-	-
Loans -Non Current (including interest)	-	-
Other Non Current Financial Assets (Excluding Lease Receivables and Share Application Money Pending Allotment)	-	-
Current Investments	-	-
Cash and cash equivalents	12.11	17.39
Bank balances other than Cash and Cash Equivalents	1,800.00	1,732.00
Loans -Current	-	-
Other Financial Assets (Excluding Lease Receivables)	88.50	29.47
Total (A)	1,900.61	1,778.86
Financial assets for which loss allowance is measured using Life time Expected Credit Losses (ECL)		
Trade Receivables	-	-
Lease Receivables (Including Interest)	-	-
Total (B)	-	-
TOTAL (A+B)	1,900.61	1,778.86



(ii) Provision for expected credit losses :-

(a) Financial assets for which loss allowance is measured using 12 month expected credit losses

The Company assesses outstanding receivables on an ongoing basis considering changes in payment behaviour and provides for expected credit loss on case-to-case basis.

(b) Financial assets for which loss allowance is measured using life time expected credit losses

A default in recovery of financial assets occurs when there is no significant possibility of recovery of receivables after considering all available options for recovery as per assessment of the management. As the power stations and beneficiaries of the company are spread over various states of India, geographically there is no concentration of credit risk.

The Company primarily sells electricity to bulk customers comprising mainly of state utilities owned by State Governments. The Company has a robust payment security mechanism in the form of Letters of Credit (LC) backed by the Tri-Partite Agreements (TPA) signed among the Govt. of India, RBI and the individual State Governments subsequent to the issuance of the One Time Settlement Scheme of SEBs dues during 2001-02 by the GOI, which was valid till October 2016. Government of India has approved the extension of these TPAs for another period of 10 years and the same has been signed by most of the States. As per the provisions of the TPA and Power Purchase Agreements (PPA), the customers are required to open LCs covering 105% of the average monthly billing of the Company for last 12 months. The TPA also provides that if there is any default in payment of current dues by any State Utility, the outstanding dues can be deducted from the Central Plan Assistance of the State and paid to the concerned CPSU. Also, Electricity (Late Payment Surcharge & Related Matters) Rules, 2022 provides for regulation of power by the Company in a gradual manner in case of non-payment of dues beyond 30 days of the due date, i.e. when payment is not made by any beneficiary even after 75 days (being due period of 45 days plus 30 days) from the date of presentation of the bill.

CERC Tariff Regulations 2019-24 allow the Company to raise bills on beneficiaries for late-payment surcharge, which adequately compensates the Company for time value of money due to delay in payment. Further, the fact that beneficiaries are primarily State Governments/ State Discoms and considering the historical credit loss experience for trade receivables, the Company does not envisage either impairment in the value of receivables from beneficiaries or loss due to time value of money due to delay in realization of trade receivables. However, the Company assesses outstanding trade receivables on an ongoing basis considering changes in operating results and payment behaviour and provides for expected credit loss on case-to-case basis. As at the reporting date company does not envisage any default risk on account of non-realization of trade receivables.

(iii) Reconciliation of impairment loss provisions

The movement in the allowance for impairment in respect of financial assets during the year was as follows:

(Amount ₹ in Lacs)

	Trade Receivables	Investments	Claim Recoverable	Loans	Total
Balance as at 1.4.2022	-	-	-	-	-
Changes in Loss Allowances	-	-	-	-	-
Balance as at 1.4.2023	-	-	-	-	-
Changes in Loss Allowances	-	-	-	-	-
Balance as at 31.03.2024	-	-	-	-	-

Based on historical default rates, the company believes that no impairment allowance is necessary in respect of any other financial assets as the amounts of such allowances are not significant.



(C) Liquidity Risk

Prudent liquidity risk management implies maintaining sufficient cash and marketable securities and the availability of funding through an adequate amount of committed credit facilities to meet obligations when due.

i) The Company's objective is to maintain optimum levels of liquidity at all times to meet its cash and collateral requirements. The Company relies on a mix of borrowings and excess operating cash flows to meet its need for funds. The current committed lines of credit and internal accruals are sufficient to meet its short to medium term expansion needs. The Company monitors rolling forecasts of its liquidity requirements to ensure that it has sufficient cash to meet capital expenditure and operational needs while maintaining sufficient headroom on its undrawn committed borrowing facilities at all times so that the borrowing limits or covenants (where applicable) are not breached on any of its borrowing facilities.

The company had access to the following undrawn borrowing facilities at the end of the reporting year:

(Amount ₹ in Lacs)

Particulars	As at 31st March, 2024	As at 31st March, 2023
At Floating Rate		
Fixed rate		
Total	-	-

ii) Maturities of Financial Liabilities:

The amounts disclosed in the table below are the contractual undiscounted cash flows. Balances due within 1 year is equal to their carrying balances as the impact of discounting is not significant.

As at 31st March, 2024

(Amount in ₹ Lacs)

Contractual maturities of financial liabilities	Note No.	Outstanding Debt as on 31.03.2024	Within 1 Year	More than 1 Year & Less than 3 Years	More than 3 Year & Less than 5 Years	More than 5 Year
Borrowings	16.1 and 20.1	-	-	-	-	-
Lease Liabilities	16.2 & 20.2	-	-	-	-	-
Other financial Liabilities	16.3 & 20.4	48	48	-	-	-
Trade Payables	20.3	2	2	-	-	-
Total Financial Liabilities		50	50	-	-	-

As at 31st March, 2023

(Amount in ₹ Lacs)

Contractual maturities of financial liabilities	Note No.	Outstanding Debt as on 31.03.2023	Within 1 Year	More than 1 Year & Less than 3 Years	More than 3 Year & Less than 5 Years	More than 5 Year
Borrowings	16.1 and 20.1	-	-	-	-	-
Lease Liabilities	16.2 & 20.2	-	-	-	-	-
Other financial Liabilities	16.3 & 20.4	0	-	-	-	-
Trade Payables	20.3	1	1	-	-	-
Total Financial Liabilities		1	1	-	-	-



(D) Market Risk:

The sensitivity analysis excludes the impact of movements in market variables on the carrying value of post-employment benefit obligation provisions and on the non-financial assets and liabilities. The sensitivity of the relevant item of the Statement of Profit and Loss is the effect of the assumed changes in the respective market risks. The Company's activities expose it to a variety of financial risks, including the effects of changes in interest rates.

(i) Interest rate risk and sensitivity

The Company's exposure to the risk of changes in market interest rates relates primarily to the Company's long term debt obligations with floating interest rates. Company's policy is to maintain most of its borrowings at fixed rate. Company's fixed rate borrowings are carried at amortised cost and are not subject to interest rate risk. Further the company refinances these debts as and when favourable terms are available. The company is also compensated for variability in floating rate through recovery by way of tariff adjustments under CERC tariff regulations.

The exposure of the company's borrowing to interest rate changes at the end of the reporting year are as follows:

(Amount ₹ in Lacs)

Particulars	As at 31st March, 2024	As at 31st March, 2024	As at 31st March, 2023	As at 31st March, 2023
	weighted average interest rate (%)		weighted average interest rate (%)	
Floating Rate Borrowings (INR)				
Floating Rate Borrowings (FC)				
Fixed Rate Borrowings (INR)				
Fixed Rate Borrowings (FC)				
Total		-		-

Interest Rate Sensitivity Analysis

Profit or loss is sensitive to higher/lower interest expense from borrowings as a result of change in interest rates. The majority of the borrowings of the company are at fixed interest rate. In case of floating rate borrowings there is no impact on Statement of Profit and Loss of the company due to increase/decrease in interest rates, as the same is recoverable from beneficiaries through tariff.

(ii) Interest Rate Benchmark reform rate:

(ii) Price Risk:

(a) Exposure

The company's exposure to price risk arises from investment in equity shares and debt instruments classified in the financial statements as Fair Value Through OCI. Company's investment in equity shares are listed in recognised stock exchange and are publicly traded in the stock exchanges. Company's investment in debt instruments comprise quoted Government Securities and Public Sector Bonds and are publicly traded in the market. The investment has been classified under current / non-current investment in Balance Sheet.

At a reporting date, the exposure to equity and debt instruments are as under:-

(Amount ₹ in Lacs)

Particulars	As at 31st March, 2024	As at 31st March, 2023
Equity Instruments	-	-
Debt Instruments	-	-



(b) Price Risk Sensitivity

For Investment in Equity Instruments (Investment in equity shares of PTC)

The table below summarises the impact of increase/decrease in the market price of investment in equity instruments on the company's equity for the year:

(Amount ₹ in Lacs)

Particulars	As at 31st March, 2024		As at 31st March, 2023	
	% change	Impact on other components of equity	% change	Impact on other components of equity
Investment in Equity shares of :				

Sensitivity has been worked out based on the previous 3 years average of six monthly fluctuations in the share price as quoted on the National Stock Exchange (NSE).

For Investment in Debt Instruments (Investments in Government and Public Sector Undertaking Bonds)

The table below summarises the impact of increase/decrease of the market value of the debt instruments on company's equity for the year:

(Amount ₹ in Lacs)

Particulars	As at 31st March, 2024		As at 31st March, 2023	
	% change	Impact on other components of equity	% change	Impact on other components of equity
Government Securities				
Public Sector Undertaking Tax Free Bonds				

(iii) Foreign Currency Risk

The company is compensated for variability in foreign currency exchange rate through recovery by way of tariff adjustments under the CERC Tariff Regulations.

(a) Foreign Currency Exposure:

The company's exposure to foreign currency risk at the end of the reporting year expressed in INR are as follows :

(Amount ₹ in Lacs)

Particulars	As at 31st March, 2024	As at 31st March, 2023
Financial Liabilities:		
Foreign Currency Loans		
Japan International Corporation LTD (JPY)		
MUFG BANK (JPY)		
Other Financial Liabilities	-	-
Net Exposure to foreign currency (liabilities)	0	0

Out of the above, loan from MUFG bank is hedged through call spread options and coupon only swaps. For balance exposure gain/(loss) on account of exchange variation is recoverable from beneficiaries as per Tariff Regulation 2019-24. Therefore, currency risk in respect of such exposure would not be significant.

(b) Sensitivity Analysis

There is no impact of foreign currency fluctuations on the profit of the company as these are either adjusted to the carrying cost of respective fixed asset/Capital Work-in-Progress or recovered through tariff as per CERC Tariff Regulation. Accordingly, sensitivity analysis for currency risk is not disclosed.



TOTAL

(3) Capital Management

(a) Capital Risk Management

The primary objective of the Company's capital management is to maximize the shareholder value. CERC Tariff Regulations prescribe Debt : Equity ratio of 70:30 for the purpose of fixation of tariff of Power Projects. Accordingly, the company manages its capital structure to maintain the normative capital structure prescribed by the CERC.

The Company monitors capital using Debt : Equity ratio, which is total debt divided by total capital. The Debt : Equity ratio are as follows:

(Amount in ₹ Lacs)

Statement of Gearing Ratio		
Particulars	As at 31st March, 2024	As at 31st March, 2023
(a) Total Debt	-	-
(b) Total Capital	1,937.92	1,841.32
Gearing Ratio (a/b)	0.00	0.00

Note: For the purpose of the Company's capital management, capital includes issued capital and reserves. Total debt includes Long term debts and Lease Liabilities including current maturities thereof, Short term Borrowings and Payable towards Bonds fully serviced by Government of India.

(b) Loan Covenants:

The company has not availed any loan.

During the year, the company has complied with the above loan covenants.



Note No-33(4) :-Financial Ratios of NHPC Limited

The following are analytical ratios for the year ended March 31,2024 and March 31,2023.

S.No	Particulars	Numerator	Denominator	31st March 2024	31st March 2023	% Variance	Reason for variance
(a)	Current Ratio	Current Assets	Current Liabilities	36.98	1,330.64	-97.22	Due to change in Current Liability in respect of payment to contractors
(b)	Debt-Equity Ratio	Total Debts	Shareholder's Equity	-	-	-	
(c)	Debt Service Coverage Ratio	Earning Available for debt service	Debt Service	-	-	-	
(d)	Return on Equity Ratio (in %)	Profit After Tax	Average Shareholder's Equity	5.11	(4.31)	-218.62	Due to increase in profit in comparison to previous year.
(e)	Inventory turnover Ratio	Revenue From Operation	Average Inventory	-	-	-	
(f)	Trade Receivable turnover ratio	Revenue From Operation	Average Debtors	-	-	-	
(g)	Trade Payables turnover ratio	Purchases	Average Trade Payables	10.83	17.47	-38.02	Due to decrease in Expenditure/Purchase in FY 23-24.
(h)	Net Capital turnover ration	Revenue From Operation	Average Working Capital	-	-	-	
(i)	Net Profit ratio (In %)	Net Profit	Revenue from operations	-	-	-	
(j)	Return on Capital Employed (In %)	Earning Before Interest and Taxes	Capital Employed (Total Assets-Current Liabilities)	5.49	(10.39)	-152.86	Due to increase in profit in comparison to previous year.
(k)	Return on investment (In %)	Income generated from investments	Time weighted average investments				

Note 1:- Company is required to give explanation for any change in the ratio by more than 25% as compared to the preceeding year.



**Annexure to Note 2.3 as at
31.03.2024**

1.1 Addition of ROU on account of Others (New Purchases & CWIP Capitalized)

[illegible]

1.2 Addition on account of others (Transfer In from Subsidiary companies)

Additional account of others (Related to Joint Subsidiary Companies)								
Sl. No	Particular of assets	Head of account	Gross block (Rs.)	Net Block Addition (Rs.)	Name of Subsidiary Company	Advice number	Accumulated Depreciation till 31.03.2015	Gross Block Addition at Deemed Cost.
								-
								-
								-
								-
								-
								-
								-
								-
								-
								-
								-
								-
								-
								-
								-
								-
								-
								-
								-
								-
								-
								-
								-
								-
								-
								-
								-
								-
								-
								-
								-
								-
								-
								-
								-
								-
								-
								-
								-
								-
								-
								-
								-
								-
								-
								-
								-
								-
								-
								-
								-
								-
								-
								-
								-
								-
								-
								-
								-
								-
								-
								-
								-
								-
								-
								-
								-
								-
								-
								-
								-
								-
								-
								-
								-
								-
								-
								-
								-
								-
								-
								-
								-
								-
								-
								-
								-
								-
								-
								-
								-
								-
								-
								-
								-
								-
								-
								-
								-
								-
								-
								-
								-
								-
								-
								-
								-
								-
								-
								-
								-
								-
								-
								-
								-
								-
								-
								-
								-
								-
								-
								-
								-
								-
								-
								-
								-
								-
								-
								-
								-

1.3 Addition on account of inter unit transfers

Sl. No.	Particular of assets	Head of account	Gross block (Rs.)	Detail of the Unit / Company from where Assets Received (Transferred In)		Advice number	Accumulated Depreciation till 31.03.2015	Gross Block Addition at Deemed Cost.
				Name of Unit / Company	Code of Unit / Company			
					e.g. 100 , 101			
								-
								-
								-
								-
								-
								-
								-
								-
	Total		0					-

2.1 Deductions on account of Others (Sale/Disposal/Write off)

Sl. No.	Particular of assets	Head of account	Gross block Addition (Rs.)	Accumulated Depreciation till 31.03.2015	Gross Block Deduction at Deemed Cost.
					-
					-
					-
					-
					-
					-
					-
					-
					-
					-
					-
Total			0		



Annexure for reporting of transaction pertaining to previous period i.e. period prior to FY 2023-24.

Name of unit:

TOTAL

Entries relating to prior period passed through natural head of accounts relating to Income & Expenditure, Assets & Liabilities during year ended 31.03.2024

S.No	Head Of Account	Account Description	Dr/Cr	Amount of Prior Period Adjustment	Reasons for prior period adjustment
				0	0
				0	0
				0	0
				0	0
				0	0
				0	0
				0	0
				0	0
				0	0
				0	0
				0	0
				0	0
				0	0
				0	0
				0	0
				0	0
				0	0
				0	0
				0	0
				0	0



Summary of Prior Period Adjustments made during year ended 31.03.2024

S.No	Nature	Amount of Prior Period Adjustment	Year from which error pertains
A.	Income	0	0
	Revenue from Operations	0	0
	Other Income	0	0
	Total income (A)	0	0
B.	Expense	0	0
	Generation and Other Expenses	0	0
	Employee Benefits Expense	0	0
	Finance Cost	0	0
	Depreciation & Amortization Expenses	0	0
	total expenses (B)	0	0
C	ASSETS	0	0
1	NON-CURRENT ASSETS	0	0
a)	Property Plant & Equipment	0	0
b)	Capital Work In Progress	0	0
c)	Investment Property	0	0
d)	Other intangible Assets	0	0
e)	Financial Assets	0	0
	i) Investments	0	0
	ii) Trade Receivables	0	0
	iii) Loans	0	0
	iv) Others	0	0
f)	Deferred Tax Assets (net)	0	0
g)	Other Non Current Assets	0	0
	Non Current Assets - Regulatory Assets	0	0
2	CURRENT ASSETS	0	0
a)	Inventories	0	0
b)	Financial Assets	0	0
	i) Investments	0	0
	ii) Trade Receivables	0	0
	iii) Cash & Cash Equivalents	0	0
	iv) Bank balances	0	0
	v) Loans	0	0
	vi) Others	0	0
c)	Current Tax Assets (Net)	0	0
d)	Other Current Assets	0	0
	TOTAL ASSETS (C)	0	0
D	LIABILITIES	0	0
2	NON-CURRENT LIABILITIES	0	0
a)	Financial Liabilities	0	0
	i) Borrowings	0	0
	ii) Trade Payables	0	0
	Total outstanding dues of micro enterprises and small enterprises	0	0
	Total outstanding dues of Creditors other than micro enterprises and small enterprises	0	0
	iii) Other financial liabilities	0	0
b)	Provisions	0	0
c)	Deferred Tax Liabilities (Net)	0	0
d)	Other non-current Liabilities	0	0
3	CURRENT LIABILITIES	0	0
a)	Financial Liabilities	0	0
	i) Borrowings	0	0
	ii) Trade Payables	0	0
	iii) Other financial liabilities	0	0
b)	Other Current Liabilities	0	0
c)	Provisions	0	0
d)	Current Tax Liabilities (Net)	0	0



SUB NOTE NO. 3.2 NON-CURRENT - FINANCIAL ASSETS - LOANS

PARTICULARS	As at 31st March, 2024	As at 31st March, 2023
OTHER LOANS		
a) Employees (at amortised Cost)		
- Secured (considered good)	-	-
- Unsecured (considered good)	-	-
Less: Fair Value Adjustments (Secured)	-	-
Less: Fair Value Adjustments (Unsecured)	-	-
Sub-total	-	-
b) Contractor / supplier		
- Against bank guarantee		
Add/ Less: Fair value adjustment	-	-
Sub-total	-	-
e) Deposits		
- Unsecured (considered good)	-	-
Add/ Less: Fair value adjustment	-	-
Sub-total	-	-

SUB NOTE NO. 11 FINANCIAL ASSETS - CURRENT - LOANS (old 13)

	As at 31st March, 2024	As at 31st March, 2023
OTHER LOANS		
Employees (including accrued interest)		
- Secured (considered good)	-	-
- Unsecured (considered good)	-	-
Less : Fair Value Adjustments (Secured)	-	-
Less : Fair Value Adjustments (Unsecured)	-	-

SUB NOTE NO. 16.1 FINANCIAL LIABILITIES - NON CURRENT - BORROWINGS

PARTICULARS	As at 31st March, 2024	As at 31st March, 2023
<u>Bonds</u>		
- Secured	-	-
- Unsecured	-	-
<u>Term Loans</u>		
• From Banks		
- Secured	-	-
- Unsecured	-	-
• From Other Parties		
- Secured	-	-
Bonds	-	-
- from Bank-Unsecured	-	-
' - Unsecured-From Government (Subordinate	-	-
Debts)	-	-
' - Unsecured-From Others	-	-
Fair value Adjustment	-	-
Loan from parent Company	-	-
TOTAL	-	-



SUB NOTE NO. 16.3 FINANCIAL LIABILITIES - NON-CURRENT

PARTICULARS	As at 31st March, 2024	As at 31st March, 2023
Deposits/ retention money	-	
Less: Fair value adjustment - Deposits/ retention money	-	-
TOTAL	-	0



SUB NOTE NO. 17 NON CURRENT - PROVISIONS

B. OTHERS	As at 31st March, 2024	As at 31st March, 2023
i) <u>Provision For Committed Capital Expenditure</u>		
As per last Balance Sheet	-	
Additions during the year		
Amount used during the year		
Amount reversed during the year		
Closing Balance	-	-
Less: Fair Value Adjustment	-	-
Closing Balance after Fair Value Adjustment	-	-
ii) <u>Provision For Livelihood Assistance</u>		
As per last Balance Sheet	-	
Additions during the year		
Amount used during the year		
Amount reversed during the year		
Closing Balance	-	-
Less: Fair Value Adjustment	-	-
Closing Balance after Fair Value Adjustment	-	-



Fair Value Adjustment-Provision for Committed Capital Expenditure		
Opening Balance	-	
Addition during the year		
Used during the year		
Reversed during the year		
Unwinding of discount		
Closing balance	0	0
Fair Value Adjustment-Provision For Livlihood Assistance		
Opening Balance	-	
Addition during the year		
Used during the year		
Reversed during the year		
Unwinding of discount		
Closing balance	0	0

NOTE NO. 20.4 OTHER FINANCIAL LIABILITIES - CURRENT

PARTICULARS	As at 31st March, 2024	As at 31st March, 2023
Deposits/ retention money	0	-
Less: Fair value adjustment - Deposits/ retention money	-	-



SUB NOTE NO. 22 CURRENT - PROVISIONS

PARTICULARS	As at 31st March, 2024	As at 31st March, 2023
B. OTHERS		
ii) <u>Provision For Committed Capital Expenditure</u>		
As per last Balance Sheet	-	
Additions during the year	-	
Amount used during the year	-	
Amount reversed during the year	-	
Closing Balance	-	-
Less: Fair Value Adjustment	-	-
Closing Balance after Fair Value Adjustment	-	-
v) <u>Provision For Livelihood Assistance</u>		
As per last Balance Sheet	-	
Additions during the year		
Amount used during the year		
Amount reversed during the year		
Closing Balance	-	-
Less: Fair Value Adjustment	-	-
Closing Balance after Fair Value Adjustment	-	-
TOTAL	-	-



Fair Value Adjustment-Provision for Committed Capital Expenditure		
Opening Balance	-	
Addition during the year		
Used during the year		
Reversed during the year		
Unwinding of discount		
Closing balance	0	0
Fair Value Adjustment-Provision For Livelihood Assistance		
Opening Balance	-	
Addition during the year		
Used during the year		
Reversed during the year		
Unwinding of discount		
Closing balance	0	0





NHPC RENEWABLE ENERGY LIMITED
(A wholly owned Subsidiary of NHPC LIMITED)
CIN :U40200HR2022GOI101419

Note No. – 34: Other Explanatory Notes to Accounts

1. Disclosures relating to Contingent Liabilities:

Contingent Liabilities to the extent not provided for -

a) Claims against the Company not acknowledged as debts in respect of:

(i) Capital works

Contractors have lodged claims aggregating to **NIL** (Previous year **NIL**) against the Company on account of rate and quantity deviation, cost relating to extension of time, idling charges due to stoppage of work/delays in handing over the site etc. These claims are being contested by the company as being not admissible in terms of provisions of the respective contracts or are lying at arbitration tribunal/other forums/under examination with the Company. These include **NIL** (Previous year **NIL**) towards arbitration awards including updated interest thereon, against the Company, which have been challenged/decided to be challenged in the Court of Law.

Management has assessed the above claims and recognized a provision of **NIL** (Previous year **NIL**) based on probability of outflow of resources embodying economic benefits and estimated **NIL** (Previous year **NIL**) as the amount of contingent liability i.e. amounts for which Company may be held contingently liable. In respect of such estimated contingent claims either the outflow of resources embodying economic benefits is not probable or a reliable estimate of the amount required for settling the obligation cannot be made. In respect of the rest of the claims/obligations, possibility of any outflow in settlement is considered as remote.

(ii) Land Compensation cases

In respect of land acquired for the projects, some of the erstwhile land owners have filed claims for higher compensation amounting to **NIL** (Previous year **NIL**) Before various authorities/courts. Pending settlement, the Company has assessed and provided an amount of **NIL**. (Previous year **NIL**.) based on probability of outflow of resources embodying economic benefits and estimated **NIL**. (Previous year **NIL**.) as the amount of contingent liability as outflow of resources is considered as not probable.


(iii) Disputed Tax Demands

Disputed Income Tax/Sales Tax/Service Tax/ Water Cess/ Green Energy Cess/other taxes/duties matters pending before various appellate authorities amount to **NIL** (Previous year **NIL**). Pending settlement, the Company has assessed and provided an amount of **NIL** (Previous year **NIL**) based on probability of outflow of resources embodying economic benefits and **NIL** (Previous year **NIL**) are being disclosed as contingent liability as outflow of resources is considered not probable. In respect of the rest of the claims/obligations, possibility of any outflow in settlement is considered as remote.

(iv) Others

Claims on account of other miscellaneous matters amount to **NIL** (Previous year **NIL**). These claims are pending before various forums. Pending settlement, the Company has assessed and provided an amount of **NIL** (Previous year **NIL**) based on probability of outflow of resources embodying economic benefits and estimated **NIL** (Previous year **NIL**) as the amount of contingent liability as outflow of resources is considered as not probable. In respect of the rest of the claims/obligations, possibility of any outflow in settlement is considered as remote.





NHPC RENEWABLE ENERGY LIMITED
(A wholly owned Subsidiary of NHPC LIMITED)
CIN :U40200HR2022GOI101419

The above is summarized as below:

(₹ in Lacs)

Sl. No.	Particulars	Claims as on 31.03.2024	up to date Provision against the claims	Contingent liability as on 31.03.2024	Contingent liability as on 31.03.2023	Addition/ (deduction) from contingent liability during the year	Decrease of contingent liability from Opening Balance as on 01.04.2023
(i)	(ii)	(iii)	(iv)	(v)	(vi)	(vii)=(v)-(vi)	(viii)
1.	Capital Works	Nil	Nil	Nil	Nil	Nil	Nil
2.	Land Compensation cases	Nil	Nil	Nil	Nil	Nil	Nil
3.	Disputed tax matters	Nil	Nil	Nil	Nil	Nil	Nil
4.	Others	Nil	Nil	Nil	Nil	Nil	Nil
	Total	Nil	Nil	Nil	Nil	Nil	Nil

- (b) The above do not include contingent liabilities on account of pending cases in respect of service matters and others where the amount cannot be quantified.
- (c) It is not practicable to ascertain and disclose the uncertainties relating to outflow in respect of contingent liabilities.
- (d) There is possibility of reimbursement to the company of **NIL** (Previous year **NIL**) towards above Contingent Liabilities.
- (e) (i) An amount of **NIL** (Previous year **NIL**) stands paid towards above Contingent Liabilities in respect of Capital Works, pursuant to Niti Aayog directions issued vide OM No. 14070/14/2016-PPPAU dated 5th September 2016, in cases where Arbitral Tribunals have passed orders in favour of contractors and such awards/orders have been further challenged/being challenged by the Company in a Court of Law. The amount so paid has been shown under Other Non-Current Assets (Also refer Note No. 5).
- (ii) An amount of **NIL** (Previous year **NIL**) stands paid /deposited with courts/paid as per Court Order towards above contingent liabilities to contest the cases and has been shown under Other Non-Current/ Current Assets/ adjusted against other liabilities of the claimants. (Also refer Note no. 5 and 13)
- (f) The Management does not expect that the above claims/obligations (including under litigation), when ultimately concluded and determined, will have a material and adverse effect on the company's results of operations or financial condition.

Contingent Assets: Contingent assets in respect of the Company are on account of the following:

a) Counter Claims lodged by the company on other entities:





NHPC RENEWABLE ENERGY LIMITED
(A wholly owned Subsidiary of NHPC LIMITED)
CIN :U40200HR2022GOI101419

The company has lodged counter claims aggregating to **NIL** (Previous year **NIL** against claims of other entities. These claims have been lodged on the basis of contractual provisions and are being contested at arbitration tribunal/other forums/under examination with the counterparty. It includes counter claims of ₹ **NIL** (Previous year **NIL** towards arbitration awards including updated interest thereon.

Based on Management assessment, a favourable outcome is probable in respect of the claims aggregating ₹ **NIL** (Previous year **NIL** and for rest of the claims, the possibility of any inflow is remote. Accordingly, these claims have not been recognised.

b) Other Cases

Claims on account of other miscellaneous matters estimated by Management to be **NIL** (Previous year **NIL**) has not been recognised.

3. Commitments (to the extent not provided for):

Estimated amount of contracts remaining to be executed on capital account are as under:

(₹ in Lacs)

Sl. No.	Particulars	As at 31.03.2024	As at 31.03.2023
(i)	(ii)	(iii)	(iv)
1.	Property Plant and Equipment (including Capital Work in Progress)	410.56	NIL
2.	Intangible Assets	NIL	NIL
	Total	410.56	NIL

4. The effect of foreign exchange rate variation (FERV) during the year is as under:

(₹ in Lacs)

Sl. No.	Particulars	For the period ended 31.03.2024	For the period ended 31.03.2023
(i)	Amount charged to Statement of Profit and Loss as FERV	Nil	Nil
(ii)	Amount charged to Statement of Profit and Loss as Borrowing Cost	Nil	Nil
(iii)	Amount adjusted in the carrying amount of PPE	Nil	Nil
(iv)	Amount recognised in Regulatory Deferral Account Balances	Nil	Nil

5. Operating Segment:

- The Company is primarily involved in the generation and sale of non-conventional/renewable energy.
- The Company has a single geographical segment as all its Projects/Power Stations are located within the Country.

6. Disclosures under Ind AS-24 "Related Party Disclosures":

(A) List of Related parties:





NHPC RENEWABLE ENERGY LIMITED
(A wholly owned Subsidiary of NHPC LIMITED)
CIN :U40200HR2022GOI101419

(i) Parent Company:

Name of Company	Principle place of operation
NHPC Limited	India

(ii) Key Managerial Personnel:

Sl. No.	Name	Position Held
1	Shri Rajendra Prasad Goyal	Chairman
2	Shri Vivek Ranjan Shrivastava	Director
3	Shri Milind Ganesh Gokhale	Director
4	Shri Anuj Kapoor	Director
5	Shri Shiv Prasad Rathour	CEO
6	Shri Mahesh Kumar Sharma	CFO
7	Shri Saurabh Chakravorty	Company Secretary

(iii) Other entities with joint-control or significant influence over the Company:

The Company is a wholly owned subsidiary of NHPC Limited by holding majority of shares. The Company has made limited disclosures in the Financial Statements in accordance with Ind AS 24. Accordingly, Party-wise details of material/significant transaction carried out with the Central Public Sector Enterprises/Govt. Agencies only have been disclosed. Transactions with these related parties are carried out in the ordinary course of business at normal commercial terms.

Sl. No.	Name of the Government	Nature of Relationship with NHPC
1	Government of India	Shareholder having control over Parent Company(NHPC)
2	NHPC	Holding Company
3	Central/State controlled PSU	Entities controlled by the same Government (Central Government/State Govt.) that has control over NHPC

(B) Transactions and Balances with related parties are as follows:

(i) Transactions and Balances with Parent

(₹ in Lacs)





NHPC RENEWABLE ENERGY LIMITED
(A wholly owned Subsidiary of NHPC LIMITED)
CIN :U40200HR2022GOI101419

Transactions with Parent	For the Period ended 31.03.2024	For the period ended 31.03.2023
(i)	(ii)	(iii)
Services received by the Company from		
▪ NHPC Limited	3.96	4.46
Dividend paid by the company to		
▪ NHPC Limited	Nil	Nil
Equity contributions (including share application money) received by the company from:		
▪ NHPC Limited	NIL	2000.00
Reimbursement of Cost of employee on deputation/Posted by		
▪ NHPC Limited	Nil	Nil
Loans & Advances given by the Company to:		
▪ NHPC Limited	Nil	Nil
Loans & Advances received by the Company from:		
▪ NHPC Limited	Nil	Nil

(₹ in Lacs)

Balances with Parent	As at 31.03.2024	As at 31.03.2023
(i)	(ii)	(iii)
Receivable (unsecured) from		
▪ NHPC Limited	Nil	Nil
Payable (unsecured) to		
▪ NHPC Limited	Nil	Nil
Investment in Equity by		
▪ NHPC Limited	2000.00	2000.00
Loans & Advances Receivable from:		
▪ NHPC Limited	Nil	Nil
Loans & Advances Payable to:		
▪ NHPC Limited	Nil	Nil





NHPC RENEWABLE ENERGY LIMITED
(A wholly owned Subsidiary of NHPC LIMITED)
CIN :U40200HR2022GOI101419

(ii) Transactions and Balances with Key Management Personnel:

(₹ in Lacs)

Particulars	Transactions for the year ended 31.03.2024 and Balances as at 31.03.2024						
Key management Personnel (KMP)	Compensation to Key Management Personnel				Other transactions & Balances		
Name	Short Term Employee Benefits	Post-Employment Benefits	Other Long Term Benefits	Termination Benefits	Interest received on outstanding loans	Sitting Fee	Outstanding Loans receivable
1. Whole Time Directors							
	NIL	NIL	NIL	NIL	NIL	NIL	NIL
2. Government/State Nominee Directors							
	NIL	NIL	NIL	NIL	NIL	NIL	NIL
3. CEO/CFO/Company Secretary							
Shiv Prasad Rathour-CEO	NIL	NIL	NIL	NIL	NIL	NIL	NIL
Mahesh Kumar Sharma- CFO	NIL	NIL	NIL	NIL	NIL	NIL	NIL
Saurabh Chakravorty-CS	NIL	NIL	NIL	NIL	NIL	NIL	NIL

(₹ in Lacs)

Particulars	Transactions for the year ended 31.03.2024 and Balances as at 31.03.2024						
Key management Personnel (KMP)	Compensation to Key Management Personnel				Other transactions & Balances		
Name	Short Term Employee Benefits	Post-Employment Benefits	Other Long Term Benefits	Termination Benefits	Interest received on outstanding loans	Sitting Fee	Outstanding Loans receivable
	NIL	NIL	NIL	NIL	NIL	NIL	NIL
2. Government/State Nominee Directors							
	NIL	NIL	NIL	NIL	NIL	NIL	NIL
3. Company Secretary/CFO							
	NIL	NIL	NIL	NIL	NIL	NIL	NIL





NHPC RENEWABLE ENERGY LIMITED
(A wholly owned Subsidiary of NHPC LIMITED)
CIN :U40200HR2022GOI101419

(iii) Transactions & Balances with Post -Employment Benefit Plans

(₹ in Lacs)

Post -Employment Benefit Plans	Contribution by the company (Net of Refund from Post - Employment Benefit Plans)		Balances with Post - Employment Benefit Plans	
	for the period ended 31.03.2024	for the period ended 31.03.2023	As at 31.03.2024	As at 31.03.2023
	NIL	NIL	NIL	NIL

(iv) Significant Transactions with Government that has control over the Parent Company (i.e Central Government)

(₹ in Lacs)

Particulars	For the period ended 31.03.2024	For the period ended 31.03.2023
(i)	(ii)	(iii)
Services Received by the Company	NIL	NIL
Services Provided by the Company	NIL	NIL
Sale of goods (Electricity) by the Company	NIL	NIL
Dividend Paid during the year	NIL	NIL
Subordinate Debts received by the company	NIL	NIL
Interest on Subordinate debts paid by company (including interest accrued)	NIL	NIL

(v) Outstanding balances and guarantees with Central Government:

(₹ in Lacs)

Particulars	As at 31.03.2024	As at 31.03.2023
(i)	(ii)	(iii)
Balances with Central Government (that has control over the Company)		
Loan Payable to Government (Subordinate debts)	NIL	NIL
Payables (unsecured)	NIL	NIL
Receivables (Unsecured)	NIL	NIL





NHPC RENEWABLE ENERGY LIMITED
(A wholly owned Subsidiary of NHPC LIMITED)
CIN : U40200HR2022GOI101419

(vi) Transactions with entities controlled by the Government that has control over the Parent Company (i.e CPSUs)

				(Rs. In Lacs)
Name of Entity/ Govt. Agency along with PAN & CIN	Nature of Transaction	Detail of Transaction	For the period ended 31.03.2024	For the period ended 31.03.2023
NIL				

(vii) Outstanding balances and guarantees with Entities Controlled by Central Government:

(₹ in Lacs)

Name of Related Party	Nature of Balance	As at 31.03.2024	As at 31.03.2023
NIL			

C) Other notes to related party transactions:

(i) Terms and conditions of transactions with the related parties:

- (a) Transactions with the state governments and entities controlled by the Government of India are carried out at market terms on arms- length basis (except subordinate debts received from Central Government at concessional rate) through a transparent price discovery process against open tenders, except in a few cases of procurement of spares/services from Original Equipment Manufacturers (OEMs) for proprietary items on single tender basis due to urgency, compatibility or other reasons. Such single tender procurements are also done through a process of negotiation with prices benchmarked against available price data of same/similar items.
- (b) Consultancy services received by the Company from Parent Company are generally on nomination basis at the terms, conditions and principles applicable for consultancy services provided to other parties.
- (c) Outstanding balances of Parent company as at 31.03.2024 are unsecured and settlement occurs through banking transactions. These balances other than loans are interest free. No impairment of receivables relating to amounts owed by related parties has been recognised. Assessment of impairment is undertaken each financial year through examining the financial position of the related party and the market in which the related party operates.

7. **Particulars of Security:** The carrying amount of assets mortgaged/ hypothecated as security for borrowings are as under.

(₹ in Lacs)

S. No	Particulars	As on 31.03.2024		As on 31.03.2023	
		Specific Assets mortgaged/ hypothecated against Borrowings	Common Assets mortgaged/ hypothecated against Borrowings #	Specific Assets mortgaged/ hypothecated against Borrowings	Common Assets mortgaged/ hypothecated against Borrowings #





NHPC RENEWABLE ENERGY LIMITED
(A wholly owned Subsidiary of NHPC LIMITED)
CIN :U40200HR2022GOI101419

1	Property, Plant & Equipment	Nil	Nil	Nil	Nil
2	Capital work in progress	Nil	Nil	Nil	Nil
3	Financial Assets- Others	Nil	Nil	Nil	Nil
	Total	Nil	Nil	Nil	Nil

8. Particulars of income and expenditure in foreign currency and consumption of spares are as under:-
(₹ in Lacs)

Sl. No.	Particulars	For the period ended 31.03.2024	For the period ended 31.03.2023
a)	Expenditure in Foreign Currency		
	i) Interest		Nil
	ii) Other Misc. Matters	1.66	
b)	Value of spare parts and Components consumed in operating units.		
	i) Imported	Nil	Nil
	ii) Indigenous		
c)	Income in foreign currency (Specify Nature)	Nil	Nil

9. Earnings Per Share:


a) The Earnings Per Share (Basic and Diluted) are as under:

Particulars	For the period ended 31.03.2024	For the period ended 31.03.2023
Earnings per Share before Regulatory Income (₹) – Basic and Diluted	0.48	(0.79)
Earnings per Share after Regulatory Income (₹) – Basic and Diluted	0.48	(0.79)
Par value per share (₹)	10/-	10/-

b) Reconciliation of Earning used in calculating Earnings Per Share:

Particulars	For the period ended 31.03.2024	For the period ended 31.03.2023
Net Profit after Tax but before Regulatory Income used as numerator (₹ in Lacs)	96.61	(158.69)
Net Profit after Tax and Regulatory Income used as numerator (₹ in Lacs)	96.61	(158.69)





NHPC RENEWABLE ENERGY LIMITED
(A wholly owned Subsidiary of NHPC LIMITED)
CIN :U40200HR2022GOI101419

- c) Reconciliation of weighted average number of shares used as denominator :

Particulars	For the period ended 31.03.2024	For the period ended 31.03.2023
Weighted Average number of equity shares used as denominator	20000000	20000000

10. Disclosure related to Confirmation of Balances is as under :

- (a) The Company has a system of obtaining periodic confirmation of balances from banks and other parties. There are no unconfirmed balances in respect of bank accounts and borrowings from banks & financial institutions. With regard to receivables for energy sales, the Company sends demand intimations to the beneficiaries with details of amount paid and balance outstanding which can be said to be automatically confirmed on receipt of subsequent payment from such beneficiaries. In addition, reconciliation with beneficiaries and other customers is generally done on quarterly basis
- (b) The confirmation in respect of Trade Receivables, Trade Payables, Deposits, loans (other than employees), Advances to Contractors/Suppliers/Service Providers/Others including for capital expenditure have been sought for outstanding balances of ₹ 0.05 crore or above in respect of each party as at 31st December, 2023. Status of confirmation of balances against total outstanding as at December 31, 2023 as well as total outstanding as on 31.03.2024 is as under:

(₹ in Lacs)

Particulars	Outstanding amount as on 31.12.2023	Amount confirmed	Outstanding amount as on 31.03.2024
Trade receivable (excluding unbilled)*	Nil	Nil	Nil
Deposits, Loans, Advances to contractors/ suppliers/ service providers/ others including for capital expenditure and material issued to contractors	Nil	Nil	Nil
Trade/Other payables	1.01	1.01	2.09
Security Deposit/Retention Money payable	0.16	0.16	0.23

* Trade receivables are including receivables on account of interest receivable from Beneficiaries and net of advance from customers.

- (c) In the opinion of the management, unconfirmed balances will not require any adjustment having any material impact on the Financial Statements of the Company.

11. Disclosure related to Corporate Social Responsibility (CSR) (Refer Note 29)

- i. As per Section 135 of the Companies Act, 2013 read with guidelines issued by Department of Public Enterprises, GOI, the Company is required to spend, in every financial year, at least two per cent of the average net profits of the Company made during the three immediately preceding financial years in accordance with its CSR Policy. The details of CSR expenses for the year are as under:





NHPC RENEWABLE ENERGY LIMITED
(A wholly owned Subsidiary of NHPC LIMITED)
CIN :U40200HR2022GOI101419

(₹ in Lacs)

S. No	Particulars	For the year ended 31.03.2024	For the year ended 31.03.2023
A	Amount required to be spent during the year		
	(i) Gross amount (2% of average net profit as per Section 135 of Companies Act, 2013)	Nil	Nil
	(ii) Surplus arising out of CSR project	Nil	Nil
	(iii) Set off available from previous year	Nil	Nil
	(iv) Total CSR obligation for the year [(i)+(ii) -(iii)]	Nil	Nil
B	Amount approved by the Board to be spent during the year	Nil	Nil
C	Amount spent during the year	Nil	Nil
D	Set off available for succeeding years (C- A(iv))	Nil	Nil
E	Amount Unspent during the year	Nil	Nil

Note:- The set off available in the succeeding years has not recognised as an asset as a matter of prudence, considering the uncertainty involved in the adjustment of the same in future years.

- (ii) The breakup of CSR expenditure under various heads of expenses incurred is as below:

(₹ in Lacs)

Sl. No.	Heads of Expenses constituting CSR expenses	For the year ended 31.03.2024	For the year ended 31.03.2023
1	Health Care and Sanitation	NIL	NIL
2	Education and Skill Development		
3	Women Empowerment /Senior Citizen		
4	Environment		
5	Art and Culture		
6	Sports		
7	Rural Development		
8	Swachh Vidyalaya Abhiyan		
9	Swachh Bharat Abhiyan		
10	Disaster Management		
11	Contribution to Central Government Fund (including Contribution to PM CARES Fund)		
12	Administrative Overhead		
13	CSR Impact assessment		
	Total amount		

- (iii) Other disclosures:-

- (a) Details of expenditure incurred during the year paid in cash and yet to be paid in cash along with the nature of expenditure (capital or revenue nature) is as under:-





NHPC RENEWABLE ENERGY LIMITED
(A wholly owned Subsidiary of NHPC LIMITED)
CIN : U40200HR2022GOI101419

	Purpose	For the year ended 31.03.2024			For the year ended 31.03.2023		
		Paid in cash (a)	Yet to be paid in cash (b)	Total (a+b)	Paid in cash (a)	Yet to be paid in cash (b)	Total (a+b)
(i)	Construction/ Acquisition of any asset	Nil	Nil	Nil	Nil	Nil	Nil
(ii)	For purpose other than (i) above	Nil	Nil	Nil	Nil	Nil	Nil
	Total	Nil	Nil	Nil	Nil	Nil	Nil

(b) As stated above, a sum of ₹ Nil out of the total expenditure of ₹ Nil is yet to be paid to concerned parties which are included in the relevant head of accounts pertaining to liabilities.

12. Disclosures as required under Section 22 of The Micro, Small and Medium Enterprises Development Act, 2006 read with notification of Ministry of Corporate Affairs dated 11th October, 2018 to the extent information available with management are as under:

(₹ in Lacs)

Sl. No.	Particulars	As at 31.03.2024	As at 31.03.2023
(i)	The principal amount and the interest due thereon remaining unpaid to any supplier on Balance Sheet date: a) Trade Payables: -Principal (Refer Note 20.3) -Interest b) Others: -Principal (Refer Note 20.4) -Interest	1.10 NIL 0.99 NIL	0.51 NIL 0.73 NIL
(ii)	The amount of interest paid by the buyer in terms of Section 16 of the Micro, Small and Medium Enterprises Development Act, 2006, along with the amount of the payment made to the supplier beyond the appointed day during the year.	Nil	Nil
(iii)	The amount of interest due and payable for the year of delay in making payment (which have been paid but beyond the appointed day during the year) but without adding the interest specified under the Micro, Small and Medium Enterprises Development Act, 2006;	Nil	Nil
(iv)	The amount of interest accrued and remaining unpaid as on Balance Sheet date.	Nil	Nil
(v)	The amount of further interest remaining due and payable even in the succeeding years, until such date when the interest dues above are actually paid to the small enterprise, for the purpose of disallowance of a deductible expenditure under section 23 of the Micro, Small and Medium Enterprises Development Act, 2006.	Nil	Nil





NHPC RENEWABLE ENERGY LIMITED
(A wholly owned Subsidiary of NHPC LIMITED)
CIN : U40200HR2022GOI101419

13. Disclosures regarding leases as per IND AS -116 "Leases":

Company as Lessee:

(i) Treatment of Leases as per Ind AS 116 :

The Company assesses whether a contract is or contains a lease, at the inception of the contract. The Company recognises a right-of-use asset and a corresponding lease liability with respect to all lease arrangements in which it is the lessee, except for short-term leases (defined as leases with a lease term of 12 months or less) and leases of low value assets (such as tablets and personal computers, small items of office furniture and telephones). For these leases, the Company recognises the lease payments as an operating expense on a straight-line basis over the term of the lease unless another systematic basis is more representative of the time pattern in which economic benefits from the leased assets are consumed.

The lease liability is initially measured at the present value of the lease payments that are not paid at the commencement date, discounted by using the rate implicit in the lease. If this rate cannot be readily determined, the Company uses its incremental borrowing rate.

The Company has applied the following practical expedients on initial application of Ind AS 116:

- a. Applied a single discount rate to a portfolio of leases of similar assets in similar economic environment with a similar end date.
- b. Applied the exemption not to recognize right-of-use assets and liabilities for leases with less than 12 months of lease term on the date of initial application.
- c. Excluded the initial direct costs, if any from the measurement of the right-of-use asset at the date of recognition of right-of-use asset.
- d. Used hindsight when determining the lease term if the contract contains options to extend or terminate the lease.

(ii) Nature of lease: The Company's significant leasing arrangements are in respect of the following assets:


- (a) Premises under cancellable lease arrangements for residential use of employees ranging from 3-4 months to three years.
- (b) Premises for offices, guest houses and transit camps on lease which are not non-cancellable and are usually renewable on mutually agreeable terms.
- (c) Land obtained on lease for construction of projects and / or administrative offices.
- (d) Vehicles on operating leases generally for a period of 1 to 2 years and such leases are not non-cancellable.

Amount recognised in the Statement of Profit and Loss / Expenditure Attributable to Construction in respect of short term, low value and variable lease are as under:

(₹ in Lacs)

S. No	Description	31.03.2024	31.03.2023
1	Expenditure on short-term leases	Nil	Nil
2	Expenditure on lease of low-value assets	Nil	Nil





NHPC RENEWABLE ENERGY LIMITED
(A wholly owned Subsidiary of NHPC LIMITED)
CIN : U40200HR2022GOI101419

3	Variable lease payments not included in the measurement of lease liabilities	Nil	Nil
---	--	-----	-----

(iii) Commitment for Short Term Leases as on 31.03.2024 is ₹ NIL (Previous Year NIL).

(iv) Movement in lease liabilities during the year:

(₹ in Lacs)

Particulars	31.03.2024	31.03.2023
Opening Balance	Nil	Nil
Additions in lease liabilities	Nil	Nil
Finance cost accrued during the year	Nil	Nil
Less: Payment of lease liabilities	Nil	Nil
Closing Balance	Nil	Nil

14. Disclosures under Ind AS-27 'Separate Financial Statements':

Interest of Parent:

Name of Companies	Principal place of operation	Principal activities	Proportion of Ownership interest as at	
			31.03.2024	31.03.2023
NHPC Limited	India	Power Generation	100%	100%

15. Ind AS 36- *Impairment of Assets* requires an entity to assess on each Balance Sheet date whether there is any indication that an asset may be impaired. If any such indication exists, the entity is required to estimate the recoverable amount of the asset. If there is no indication of a potential impairment loss, the Standard does not require an enterprise to make a formal estimate of the recoverable amount.

Management has determined that the project entrusted to the company are under tendering/award/construction stage and no cash generating unit (CGU) exist as on date and there exist no indication that would indicate for impairment of any of the CGUs during FY 2023-24.

16. Nature and details of provisions (refer Note No. 17 and 22)

General

Provisions are recognised when the company has a present obligation (legal or constructive) as a result of a past event, it is probable that an outflow of resources embodying economic benefits will be required to settle the obligation and a reliable estimate can be made of the amount of the obligation. When the company expects some or all of a provision to be reimbursed, for example, under an insurance contract, the reimbursement is recognised as a separate asset, but only when the reimbursement is virtually certain. The expense relating to a provision is presented in the statement of profit and loss net of any reimbursement.

If the effect of the time value of money is material, provisions are discounted using a current pre-tax rate that reflects, when appropriate, the risks specific to the liability. When discounting is used, the increase in the provision due to the passage of time is recognised as a Finance Cost.





NHPC RENEWABLE ENERGY LIMITED
(A wholly owned Subsidiary of NHPC LIMITED)
CIN : U40200HR2022GOI101419

(ii) Other Provisions:

Provisions- Others: NIL. This includes provisions towards:-

Contractor claims, Land compensation cases, disputed tax demands and other cases created on the basis of management assessment towards probable outflow. Utilization/outflow of the provision is to be made on the outcome of the case.

17. Disclosure regarding Relationship with Struck off Companies: Following is the disclosure regarding balances with companies struck off under section 248 of the Companies Act, 2013 or section 560 of the Companies Act, 1956 as per requirement of Schedule-III of the Companies Act, 2013:

Name of the struck off company	Nature of transactions with struck off company	Balance Outstanding as at 31.03.2024	Relationship with the struck off company, if any, to be disclosed	Balance Outstanding as at 31.03.2023	Relationship with the struck off company, if any, to be disclosed
-	Investment in securities	Nil	Nil	Nil	Nil
-	Receivables	Nil	Nil	Nil	Nil
-	Payables	Nil	Nil	Nil	Nil
-	Shares held by struck off company	Nil	Nil	Nil	Nil
-	Other outstanding balances (to be specified)	Nil	Nil	Nil	Nil

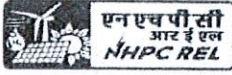
18. Disclosure regarding Registration of charges or satisfaction with Registrar of Companies (ROC): Following is the disclosure as per requirement of Schedule-III of the Companies Act, 2013, where any charges or satisfaction yet to be registered with ROC beyond the statutory period:

Brief description of the charges or satisfaction	Location of the Registrar	Period (in days or months) by which such charge had to be registered	Reason for delay in registration
Nil	Nil	Nil	Nil
Nil	Nil	Nil	Nil

19. Other Disclosure required under Schedule-III of the Companies Act, 2013:

- (i) No funds have been advanced or loaned or invested (either from borrowed funds or share premium or any other sources or kind of funds) by the Company to or in any other person(s) or entity(ies), including foreign entities ("Intermediaries") with the understanding, whether recorded in writing or otherwise, that the Intermediary shall lend or invest in party identified by or on behalf of the Company (Ultimate Beneficiaries) or provide any guarantee, security or the or the like on behalf of the Ultimate Beneficiaries.





NHPC RENEWABLE ENERGY LIMITED
(A wholly owned Subsidiary of NHPC LIMITED)
CIN :U40200HR2022GOI101419

- (ii) The Company has not received any fund from any party(s) (Funding Party) with the understanding that the Company shall whether, directly or indirectly lend or invest in other persons or entities identified by or on behalf of the Company ("Ultimate Beneficiaries") or provide any guarantee, security or the like on behalf of the Ultimate Beneficiaries.
- (iii) The Company has not been declared wilful defaulter by any bank or financial institution or other lender.
- (iv) The Company has not traded or invested in Crypto currency or Virtual Currency during the financial year.
- (v) The provisions of clause (87) of section 2 of the Act read with the Companies (Restriction on number of Layers) Rules, 2017 are not applicable to the company as per Section 2(45) of the Companies Act, 2013
- (vi) No proceedings have been initiated or are pending against the company under the Benami Transactions (Prohibition) Act, 1988.
- (vii) The quarterly returns / statement of current assets filed by the company with banks / financial institutions are in agreement with the books of accounts.
- (viii) The Company does not have any transaction which is not recorded in the books of accounts that has been surrendered or disclosed as income during the year in the tax assessments under the Income Tax Act, 1961.

20. Figures for the previous year have been regrouped/restated wherever necessary.


For Rajesh Shankar & Associates
Chartered Accountants
(Firm Regn. No. 012038N)

(CA Meenakshi Aggarwal)
Partner
M.No. 092026



For and on behalf of NHPC Renewable Energy Limited

(Anuj Kapoor)
Director
DIN 10137420



(Vivek Ranjan Shrivastava)
Director
DIN 09451562

(Mahesh Kumar Sharma)
CFO
PAN- ALFPS 9788P

(Shiv Prasad Rathour)
CEO
PAN- ACKPR3749R

(Saurabh Chakravorty)
Company Secretary
Membership No. A27783

Place :

Pasidabad

Date :

30/04/2024

NHPC Limited
(A Govt. Of India Enterprise)

Unit: NHPC RENEWABLE
ENERGY LIMITED (NREL)
Address: 105, 1st Floor, Neer Shakti
Sadon, NHPC Office
Complex, Sector - 33
Faridabad-121003
Year : 2023

From Period: April 2023
To Period: March 2024

TRIAL BALANCE

ACCOUNT	ACCOUNT DESC	OPENING BALANCE		PERIOD BALANCE		CLOSING BALANCE	
		DEBIT	CREDIT	DEBIT	CREDIT	DEBIT	CREDIT
110101	EQUITY SHARE CAPITAL ISSUED SUBSCRIBED AND PAID UP		200,000,000				200,000,000
130801	PROFIT & LOSS ACCOUNT	15,868,596				15,868,596	
310201	SUNDRY CREDITORS-CAPITAL WORKS-INDIAN CURRENCY			5,130,406	9,937,567		4,807,161
310203	SUNDRY CREDITORS FOR MATERIAL/SUPPLIES-CAPITAL-INDIAN CURRENCY			625,669	625,669		
310208	SUNDRY CREDITORS-CAPITAL-FOREIGN CURRENCY			256,266	256,266		
310431	SUNDRY CREDITORS-OTHERS-OTHER THAN CAPITAL-INDIAN CURRENCY		73,443	3,219,377	3,244,533		98,599
310434	SUNDRY CREDITORS-MICRO& SMALL ENTERPRISE-OTHER THAN CAPITAL		50,716	729,434	788,894		110,176
310450	STORES PAYMENT CONTROL ACCOUNT			1,113,031	1,113,031		
310500	CONTRA-CURRENT/NON CURRENT-SECURITY DEPOSIT/RETENTION-OTHER THAN CAPITAL-INR/FC			84,409	61,205	23,204	
310501	SECURITY DEPOSIT/RETENTION MONEY-CONTRACTOR-OTHER THAN CAPITAL-INDIAN CURRENCY		6,617	5,008	21,595		23,204
311302	INCOME TAX DEDUCTED AT SOURCE-CONTRACTORS-INDIAN		442	86,766	170,224		83,900
311303	INCOME TAX DEDUCTED AT SOURCE-CONTRACTORS/OTHERS-FOREIGN			43,578	43,578		
311304	INCOME TAX DEDUCTED AT SOURCE-RENT		5,602	42,014	39,213		2,801
311306	INCOME TAX DEDUCTED-SERVICES		4,150	77,504	85,139		11,785
312215	IGST - PAYABLE UNDER REVERSE CHARGE MECHANISM - STATE 1			37,711	37,711		
312231	TDS Payable - CENTRAL GST STATE 1		442	3,822	4,382		1,002
312233	TDS Payable - STATE GST - STATE 1		442	3,822	4,382		1,002
312235	TDS Payable - INTEGRATED GST - STATE 1			16,162	16,192		30
319501	SECURITY DEPOSIT/ RETENTION MONEY CONTRACTOR			61,205	84,409		23,204

ACCOUNT	ACCOUNT DESC	OPENING BALANCE		PERIOD BALANCE		CLOSING BALANCE	
		DEBIT	CREDIT	DEBIT	CREDIT	DEBIT	CREDIT
355121	OTHER THAN CAPITAL-INDIAN CURRENCY-CURRENT						
410001	PROVISION FOR INCOME TAX - FOR CURRENT FY			31,918	502,991		471,073
411801	ASSET RECLASSIFICATION CONTROL ACCOUNT			1,417,160	1,417,160		
412007	COMPUTERS	642,221		250,810	288,457	604,574	
412201	TRANSIT HOSTEL/GUEST HOUSE EQUIPMENTS			222,784	222,784		
421801	INTANGIBLE ASSETS-COMPUTER SOFTWARE			470,002	470,002		
422001	ACCUMULATED DEPRECIATION-COMPUTERS		103,392	67,270	189,934		226,056
422201	ACCUMULATED DEPRECIATION-OFFICE EQUIPMENT			3,028	3,028		
433201	ACCUMULATED DEPRECIATION-INTANGIBLE			247,218	247,218		
440601	ASSETS-COMPUTER SOFTWARE						
441401	CWIP- GENERATING PLANT AND MACHINERY- SOLAR			9,606,036	4,715,991	4,890,045	
446101	POWER PROJECT						
630000	CONSTRUCTION STORES-OTHER GENERIC ELECTRICAL			225,000	225,000		
640501	ITEMS						
640904	CONSTRUCTION STORES-ASSETS PENDING ISSUE			1,110,814	1,110,814		
650105	CONSTRUCTION STORES-INCIDENTAL EXPENSES ON			2,718,488	2,718,488		
650205	PROCUREMENT OF INVENTORY-INDIGENOUS						
650703	INTERIM SUNDRY DEBTORS CONTROL ACCOUNT			164,946	164,946		
650820	CHEQUE ISSUED ACCOUNT NO.1	1,330,538		383,058,027	384,377,193	11,372	
660501	SHORT TERM DEPOSITS IN BANKS (ORIGINAL MATURITY	173,200,000		180,000,000	173,200,000	180,000,000	
660521	> 3 MONTHS AND UP TO 12 MONTHS)						
661037	SHORT TERM DEPOSITS IN BANKS- WITH ORIGINAL	407,768		201,102,903	200,310,671	1,200,000	
662201	MATURITY LESS THAN 3 MONTHS						
662203	INTEREST ACCRUED AND DUE ON SHORT TERM	1,750,634		3,322,544	5,073,178		
662205	DEPOSIT						
662205	INTEREST ACCRUED BUT NOT DUE ON SHORT TERM	2,941,390		22,810,638	16,901,572	8,850,456	
662205	DEPOSIT						
662205	OTHER PRE-PAID EXPENSES-CURRENT			201,659	171,575	30,084	
662205	OTHER CLAIMS RECOVERABLE	6,000			6,000		
662205	INCOME TAX DEDUCTED AT SOURCE BY OUTSIDERS			828,815	828,815		
662205	INCOME TAX DEDUCTED AT SOURCE BY OUTSIDERS -	828,815		1,851,472	1,391,538	1,288,749	
662205	FOR CURRENT FY						
662205	DEFERRED TAX ASSET-NON CURRENT PROVISIONS	3,269,284		8,109,721	8,624,855	2,754,150	
662205	INPUT GST - CENTRAL GST - STATE 1			1,828	1,828		
662205	INPUT GST - STATE GST - STATE 1			1,828	1,828		
662205	INPUT GST - INTEGRATED GST - STATE 1			4,220	4,220		
662205	INTEREST INCOME FROM BANK-TERM DEPOSIT			10,584,591	23,471,900		12,887,309
662205	OTHER INCOME			2	2		
662205	INTEREST ON REFUND OF INCOME TAX				33,155		33,155
662205	REPAIR AND MAINTENANCE- COMPUTER SOFTWARE &			1,283,524	515,849	767,675	
662205	RELATED SERVICES						
662205	RENT OFFICE			986,532	590,004	396,528	
662205	FEES PAID TO REGISTRAR OF COMPANIES			5,900		5,900	
662205	TAXES ON HIRING OF ASSETS UNDER LEASE			5,040	5,040		

ACCOUNT	ACCOUNT DESC	OPENING BALANCE		PERIOD BALANCE		CLOSING BALANCE	
		DEBIT	CREDIT	DEBIT	CREDIT	DEBIT	CREDIT
922108	MISC. PUBLIC RELATION			17,636		17,636	
922401	PRINTING AND STATIONERY			14,460	352	14,108	
922406	COMPUTER CONSUMABLES			225,000	80,000	145,000	
922602	PAYMENT TO CONSULTANTS			37,704	4,914	32,790	
922615	OTHER CHARGES			16,503	1,503	15,000	
923101	STATUTORY AUDIT FEES			87,200	40,000	47,200	
923107	STATUTORY AUDITORS-OUT OF POCKET EXPENSES			6,250		6,250	
923701	LOSS ON SALE OF ASSET			288,457	67,270	221,187	
925020	MISCELLANEOUS EXPENSES			86,032	16,820	69,212	
925030	OPERATIONAL/RUNNING EXPENSES OF OFFICE			1,070,943	731,536	339,407	
925037	OTHER BANK CHARGES-INDIAN CURRENCY			3,383	840	2,543	
925043	EXPENSES ON DEPARTMENTAL MEETING- OTHERS			2,650		2,650	
931801	DEPRECIATION-COMPUTERS			189,934		189,934	
932001	DEPRECIATION-OFFICE EQUIPMENTS			3,028	3,028		
932201	DEPRECIATION-AMORTISATION OF INTANGIBLE ASSETS			247,218	247,218		
970237	EXPENDITURE ON ACCOUNT OF DEFERRED TAX			8,624,855	8,109,721	515,134	
	ASSET-NON CURRENT PROVISIONS						
970501	INCOME TAX PROVISION			502,991	31,918	471,073	
TOTAL:		200,245,246	200,245,246	853,655,146	853,655,146	218,780,457	218,780,457