

माननीय केंद्रीय विद्युत नियामक आयोग, नई दिल्ली के समक्ष

याचिका सं. 280 / जीटी / 2018

निम्नलिखित मामले में

सीईआरसी (व्यवसाय का संचालन), विनियम, 1999 के विनियम 79 (1) और 86, विद्युत अधिनियम, 2003 की धारा 62(1)(क) और सीईआरसी (टैरिफ के नियम और शर्तें) विनियम, 2009 के विनियम 6(2) और 9(1) के अंतर्गत तीस्ता लो डैम-III विद्युत स्टेशन के संबंध में 01.04.2013 से 31.03.2014 तक की अवधि हेतु टैरिफ के निर्धारण के लिए याचिका।

याचिकाकर्ता : एनएचपीसी लिमिटेड
(भारत सरकार का उपक्रम)
एनएचपीसी कार्यालय परिसर,
सेक्टर -33, फरीदाबाद (हरियाणा) - 121 003।

प्रतिवादी : अध्यक्ष और प्रबंध निदेशक
पश्चिम बंगाल राज्य विद्युत वितरण कंपनी लिमिटेड
(डब्ल्यूबीएसईडीसीएल)
विद्युत भवन (8वां तल), ब्लॉक-डीजे
सेक्टर- II, साल्ट लेक, कोलकाता-700091 (पश्चिम बंगाल)

अनुक्रमणिका

क्रम सं.	विवरण	पृष्ठ सं.
<u>खंड - I</u>		
1	अनुक्रमणिका पृष्ठ	1-2
2	याचिका	3-9
	शपथ पत्र और प्राधिकार पत्र	10-13
4	अनुबंध-क : (याचिका सं. 193/जीटी/2015 सभी अनुबंधों के साथ)	14-366
5	अनुबंध-ख : (दिनांक 12.08.2015 का शपथपत्र - संशोधित याचिका को	367-373

	समायोजन याचिका के रूप में लिए जाने हेतु अनुरोध	
6	अनुबंध-ग : (दिनांक 10.03.2016 का आरओपी और इसका अनुपालन)	374-491
7	अनुबंध-घ : (सीईआरसी का दिनांक 06.02.2017 का आदेश)	492-496
8	अनुबंध-ङ : (सीईआरसी का दिनांक 03.07.2018 का पत्र)	497
9	अनुबंध-च : (शपथ पत्र दिनांक 03.08.2015 - आरसीई के लिए बोर्ड का अनुमोदन)	498-511
10	अनुबंध-छ : (सीईआरसी का दिनांक 22.01.2015 का आदेश)	512-541
11	अनुबंध-ज : (स्थायी समिति की दिनांक 23.03.2016 की बैठक का कार्यवृत्त)	542-548
12	अनुबंध-झ : (याचिका के पृष्ठ सं. 124 से 144 तक होने वाले दस्तावेज की टंकित स्वच्छ प्रति)	549-569
13	अनुबंध-ण : स्पीड पोस्ट रसीद की प्रतिलिपि (केवल सीईआरसी के लिए)	570

एनएचपीसी लिमिटेड
के माध्यम से

स्थान : फरीदाबाद

(एम.जी.गोखले)

दिनांक : 07.08.2018

मुख्य अभियंता (वाणिज्य)

माननीय केंद्रीय विद्युत नियामक आयोग, नई दिल्ली के समक्ष

याचिका सं. 280 / जीटी / 2018

निम्नलिखित मामले में

सीईआरसी (व्यवसाय का संचालन), विनियम, 1999 के विनियम 79 (1) और 86, विद्युत अधिनियम, 2003 की धारा 62(1)(क) और सीईआरसी (टैरिफ के नियम और शर्तें) विनियम, 2009 के विनियम 6(2) और 9(1) के अंतर्गत तीस्ता लो डैम-III विद्युत स्टेशन के संबंध में 01.04.2013 से 31.03.2014 तक की अवधि हेतु टैरिफ के निर्धारण के लिए याचिका।

याचिकाकर्ता : एनएचपीसी लिमिटेड
(भारत सरकार का उपक्रम)
एनएचपीसी कार्यालय परिसर,
सेक्टर -33, फरीदाबाद (हरियाणा) - 121 003।

प्रतिवादी : अध्यक्ष और प्रबंध निदेशक
पश्चिम बंगाल राज्य विद्युत वितरण कंपनी लिमिटेड
(डब्ल्यूबीएसईडीसीएल)
विद्युत भवन (8वां तल), ब्लॉक-डीजे
सेक्टर- II, साल्ट लेक, कोलकाता-700091 (पश्चिम बंगाल)

याचिकाकर्ता द्वारा आदरपूर्वक निम्नलिखित तथ्य प्रस्तुत किए जाते हैं :-

1. तीस्ता लो डैम विद्युत स्टेशन चरण-III, जिसे एतदपश्चात 'टीएलडीपी-III विद्युत स्टेशन' (4x33 मेगावाट) कहा गया है, जो निम्नलिखित विवरण के अनुसार वाणिज्यिक परिचालन के अधीन है :

यूनिट # 2 और यूनिट # 3 : 01.04.2013

यूनिट # 4 : 01.05.2013

यूनिट # 1/विद्युत स्टेशन : 19.05.2013

2. विद्युत स्टेशन की सीओडी से पहले, याचिकाकर्ता ने 01.04.2013 को सभी यूनिटों की प्रत्याशित सीओडी और टीएलडीपी-III विद्युत स्टेशन के उत्पादन टैरिफ के निर्धारण के लिए अनुमानित पूंजी लागत के आधार पर दिनांक 05.11.2012 के शपथपत्र के माध्यम से टैरिफ याचिका संख्या 115/जीटी/2013 प्रस्तुत की थी। अपरिहार्य कारणों के कारण, तीसरी और चौथी यूनिटों के सीओडी में देरी हुई।
3. याचिका संख्या 115/जीटी/2013 का निपटान लंबित होने पर, एनएचपीसी ने यूनिटों की वास्तविक सीओडी और 31.03.2014 के अनुसार लेखापरीक्षित तुलन-पत्र पर आधारित वास्तविक पूंजी लागत के आधार पर उक्त याचिका में संशोधन किया था और दिनांक 13.08.2014 के शपथपत्र के माध्यम से उसे सीईआरसी को प्रस्तुत किया था। संशोधित याचिका की एक प्रति **अनुबंध-क** के रूप में संलग्न है। माननीय आयोग ने उपरोक्त संशोधित याचिका पर विचार किए बिना सभी चार यूनिटों के लिए 01.04.2013 के अनुसार 1807.73 करोड़ रूपए की पूंजीगत लागत के आधार पर अपने दिनांक 22.01.2015 के आदेश के माध्यम से टैरिफ प्रदान किया।
4. एनएचपीसी ने दिनांक 22.01.2015 के टैरिफ आदेश में कुछ भूलवश त्रुटियों को दूर करने के लिए 03.03.2015 (याचिका संख्या 05/आरपी/2015) पर सीईआरसी में समीक्षा याचिका प्रस्तुत की थी। उक्त समीक्षा याचिका का निपटान लंबित होने पर, एनएचपीसी ने 12.08.2015 (**अनुबंध-ख**) के शपथपत्र के माध्यम से माननीय आयोग से संशोधित याचिका (दिनांक 13.08.2014 के शपथपत्र के माध्यम से प्रस्तुत) पर 2013-14 की अवधि हेतु 'समायोजन याचिका' के रूप में विचार करने और टैरिफ के समायोजन के दौरान हमारी समीक्षा याचिका में इंगित की गई त्रुटियों में सुधार करने का अनुरोध किया था।
5. माननीय आयोग ने अपने दिनांक 18.09.2015 के आदेश के माध्यम से निम्नलिखित टिप्पणियों के साथ समीक्षा याचिका संख्या 05/आरपी/2015 का निस्तारण किया था। 18.09.2015 के आदेश के पैरा-18 का प्रासंगिक भाग निम्नानुसार है :

“..... तथापि, दिनांक 13.08.2014 का उक्त शपथपत्र, याचिकाकर्ता द्वारा दिनांक 12.08.2015 के शपथपत्र के माध्यम से दायर समायोजन याचिका का भाग बनेगा और इस पर 2009 टैरिफ विनियमों के विनियम 6(1) के संदर्भ में समायोजन कार्रवाई के आधार पर उत्पादक स्टेशन के टैरिफ के संशोधन के समय गुण-दोष के आधार पर विचार किया जाएगा।”

6. दिनांक 12.08.2015 के हमारे शपथपत्र के मद्देनजर, पूर्वोक्त पैरा-3 में उल्लेख किए अनुसार हमारी संशोधित याचिका को माननीय आयोग ने एक अलग याचिका संख्या 193/जीटी/2015 आवंटित की थी। इस याचिका पर 10.03.2016 को सीईआरसी में सुनवाई हुई और आरईपी अनुपालन दिनांक 27.04.2016 के शपथपत्र के माध्यम से सीईआरसी में प्रस्तुत किया गया। आरओपी अनुपालन की एक प्रति पुनः **अनुबंध-ग** के रूप में इस आवेदन के साथ संलग्न है।
7. माननीय आयोग द्वारा अपने दिनांक 06.02.2017 के आदेश के माध्यम से भारत सरकार द्वारा अनुमोदित आरसीई की आवश्यकता के चलते याचिका सं.193/जीटी/2015 का निपटान पैरा-9 में निम्नलिखित निदेश के साथ किया गया है :

*“उपर्युक्त निर्णय के अनुरूप, **हम केंद्र सरकार द्वारा आरसीई की स्वीकृति के पश्चात उत्पादक स्टेशन के संबंध में नई टैरिफ याचिका के साथ आयोग से संपर्क करने के लिए याचिकाकर्ता को स्वतंत्रता देने के साथ, इस याचिका के निपटान के लिए बाध्य हैं। हम तदनुसार निर्देशित करते हैं। हम यह भी निर्देश देते हैं कि दिनांक 22.1.2015 और 18.9.2015 द्वारा निर्धारित वार्षिक स्थिर प्रभार तथापि, तब तक जारी रहेंगे, जब तक कि स्वीकृत आरसीई के आधार पर 2009-14 और 2014-19 की अवधि के लिए उत्पादक स्टेशन का टैरिफ निर्धारित न हो जाए। तथापि, यह प्रतिवादी द्वारा अधिकरण में दायर अपीलों में के अंतिम निर्णय के अधीन है। ”***

8. दिनांक 03.07.2018 के एक हाल के संप्रेषण में, माननीय आयोग ने 2013-14 की अवधि के लिए कुछ शर्तों को पूरा किए जाने के अधीन याचिका को पुनः प्रस्तुत किए जाने की इच्छा व्यक्त की है। पत्र की एक प्रति **अनुबंध-च** के रूप में संलग्न है।
9. संशोधित याचिका सं. 115/जीटी/2013 (अर्थात याचिका संख्या 193/जीटी/2015) वित्तीय वर्ष 2013-14 के लेखापरीक्षित तुलन-पत्र पर आधारित थी। सीईआरसी टैरिफ विनियम, 2009 के

विनियम 5(2) के अनुसार, टैरिफ याचिका में विचार किए गए पूंजी व्यय को लेखा परीक्षकों द्वारा विधिवत प्रमाणित किया जाना आवश्यक है। यह याचिका हमारी पूर्व की याचिका सं.193/जीटी/2015, जो लेखापरीक्षकों द्वारा विधिवत प्रमाणित थी, को पुनः प्रस्तुत किया जाना मात्र है, और वर्तमान याचिका में वित्तीय आंकड़ों में कोई बदलाव नहीं हुआ है। अतः वर्तमान मामले में उसी डाटा की पुनः लेखापरीक्षा नहीं की गई है और माननीय आयोग कृपया इस पर विचार कर सकता है।

10. वांछित दस्तावेजों को प्रस्तुत करने के संबंध में, स्थिति नीचे स्पष्ट की गई है :-

क. एनएचपीसी निदेशक मंडल द्वारा आरसीई की स्वीकृति :

माननीय आयोग द्वारा निर्देशित किए अनुसार (दिनांक 22.01.2015 के आदेश के पैरा-24 पर) है, परियोजना की आरसीई को 29.06.2015 को आयोजित 385वीं बोर्ड बैठक में एनएचपीसी के निदेशक मंडल द्वारा अनुमोदित किया गया था। संबंधित बोर्ड प्रस्ताव की प्रति माननीय आयोग को दिनांक 03.08.2015 के शपथ पत्र के साथ प्रस्तुत की गई थी। उक्त की एक प्रति पुनः अनुबंध-च के रूप में संलग्न है।

ख. नामित स्वतंत्र एजेंसी की मूल्यांकन रिपोर्ट (डीआईए) :

मैसर्स टाटा कंसल्टिंग इंजीनियर्स लिमिटेड को परियोजना के लिए डीआईए नियुक्त किया गया था। पूंजी लागत की संवीक्षा के लिए नियुक्त डीआईए ने अपनी रिपोर्ट एनएचपीसी को सौंप दी है और सीईआरसी को दिनांक 23.10.2013 को प्रस्तुत किए गए शपथपत्र के साथ उसकी प्रति संलग्न की गई है। माननीय आयोग ने अपने दिनांक 22.01.2015 के आदेश में इस डीआईए रिपोर्ट के आधार पर परियोजना के निष्पादन में अंतर्ग्रस्त समय तथा लागत आधिक्य पर विस्तारपूर्वक विश्लेषण किया है (अनुबंध-छ)।

ग. आरसीई की स्वीकृति :

1972.99 करोड़ रूपए की राशि के संशोधित लागत अनुमान (आरसीई) की संवीक्षा सीईए द्वारा की गई है और 23.03.2015 के अपने पत्र के माध्यम से लागत अनुमान के विश्लेषण पर अपनी रिपोर्ट मुहैया करवाई है। 08.03.2016 को हुई अपनी बैठक में समय और लागत संबंधी स्थायी समिति ने 72 माह के समय आधिक्य और 1204.07 करोड़ रूपए के लागत आधिक्य

के साथ 1972.99 करोड़ की राशि के आरसीई की सिफारिश की है। स्थायी समिति की 23.03.2016 की बैठक के कार्यवृत्त (एमओएम) की एक प्रति **अनुबंध-ज** के रूप में संलग्न है। आरसीई के अनुमोदन के लिए आगे की कार्रवाई विद्युत मंत्रालय/भारत सरकार द्वारा प्रक्रियाधीन है।

11. याचिका सं. 193/जीटी/2015 में ली गई यूनिट-वार पूंजीगत लागत और एएफसी निम्नानुसार है :

(राशि लाख रूपए में)

वर्ष	01.04.2013 से 30.04.2013	01.05.2013 से 18.05.2013	19.05.2013 से 31.03.2014
	(2 यूनिट)	(3 यूनिट)	(4 यूनिट)
प्रारंभिक पूंजीगत लागत	89073.18	133988.61	179042.92
अतिरिक्त पूंजीकरण	0.00	0.00	3876.53
अंतिम पूंजीगत लागत	89073.18	133988.61	182919.45
एएफसी *	1859.00	1573.07	32812.12

* आंकड़े यथानुपात आधार पर दर्शाए गए हैं और एएफसी सभी आंकड़ों को जोड़ होगा (अर्थात् 36244.19 लाख रूपए)।

12. उपरोक्त एएफसी/टैरिफ में किसी भी सरकार (केंद्र/राज्य) और/अथवा किसी भी अन्य स्थानीय निकायों/प्राधिकरणों/नियामक प्राधिकारियों द्वारा सहायक उपभोग या जल, संप्रेषण प्रणाली सहित विद्युत के संचरण, पर्यावरण संरक्षण, विद्युत/ऊर्जा की बिक्री या आपूर्ति के प्रकार के उपभोग सहित विद्युत के उत्पादन के संबंध में लगाए गए/प्रभारित किए गए अन्य सांविधिक कर, उद्ग्रहण, शुल्क, उपकर या किसी अन्य प्रकार के कर और उत्पादक स्टेशन और/या ट्रांसमिशन प्रणाली से संबद्ध इसकी किसी भी अवस्थापनाओं के संबंध में किसी भी अन्य प्रकार की खपत शामिल नहीं हैं।

13. उपरोक्त में संदर्भित किए गए अनुसार उक्त करों/शुल्कों/उपकर/उद्ग्रहण आदि के किसी भी माह में संबंधित प्राधिकारियों को एनएचपीसी द्वारा देय ऐसे करों/शुल्कों/उपकर/उद्ग्रहण आदि की

राशि अलग से वहन की जाएगी और इसके लिए एनएचपीसी द्वारा प्रतिवादी को भुगतान किया जाएगा।

14. डब्ल्यूबीएसईडीसीएल, पश्चिम बंगाल टीएलडीपी- III विद्युत स्टेशन का एकमात्र लाभार्थी होने के चलते, शेड्यूलिंग, मीटरिंग और ऊर्जा लेखांकन का कार्य आईईजीसी विनियम, 2010/ पश्चिम बंगाल के राज्य ग्रिड कोड के अनुसार राज्य भार प्रेषण केन्द्र द्वारा किया जा रहा है। माननीय आयोग से अनुरोध है कि वह एसएलडीसी (यदि कोई हो) द्वारा लगाए गए किसी भी शुल्क की प्रतिपूर्ति टैरिफ में शामिल करते हुए करने दे।
15. भारत सरकार द्वारा जारी आवंटन आदेश के अनुसार, स्थानीय क्षेत्र विकास निधि (एलएडीएफ) के लिए पश्चिम बंगाल राज्य को 1% निशुल्क विद्युत प्रदान की जानी है और परियोजना के चालू होने से 10 वर्ष की अवधि के लिए प्रत्येक परियोजना प्रभावित परिवार को 100 यूनिट प्रति माह की विद्युत मुहैया करवाई जानी है। माननीय आयोग से अनुरोध है कि टैरिफ के माध्यम से लाभार्थी/प्रतिवादी को उक्त की प्रतिपूर्ति की अनुमति दें।
16. 85% मानक वार्षिक संयंत्र उपलब्धता कारक (एनएपीएफ) की अनुमति माननीय आयोग ने अपने दिनांक 22.01.2015 के आदेश के माध्यम से दी है। माननीय आयोग से अनुरोध है कि उपरोक्त एनएपीएफ को बनाए रखें।
17. वर्ष 2013-14 के लिए टैरिफ फाइलिंग शुल्क और एनएचपीसी द्वारा किए गए प्रकाशन व्यय पहले ही प्रतिवादी से वसूल किए जा चुके हैं, जिसके लिए आयोग ने अपने दिनांक 22.01.2015 के आदेश के माध्यम से सीईआरसी (टैरिफ के नियम और शर्तें) विनियम, 2009 के अनुसार अनुमति दी है। चूंकि वित्तीय वर्ष 2013-14 के लिए फाइलिंग शुल्क का पहले ही भुगतान किया जा चुका है, इस आवेदन के साथ कोई पृथक फाइलिंग शुल्क जमा नहीं करवाया गया है।

प्रार्थना

उपरोक्त तथ्यों के मददेनजर, माननीय आयोग से निम्नलिखित हेतु प्रार्थना की जाती है कि :

1. माननीय आयोग से केंद्रीय विद्युत नियामक आयोग (टैरिफ के निबंधन और शर्तें) विनियम, 2009 और तत्संबंधी संशोधनों के अनुसार टीएलडीपी-III विद्युत स्टेशन के अंतिम टैरिफ (एएफसी) को अनुमेय करने का अनुरोध किया जाता है।
2. याचिका के पैरा-11 में दर्शाए गए अनुसार टीएलडीपी-III विद्युत स्टेशन के संबंध में वित्तीय वर्ष 2013-14 हेतु 36244.19 करोड़ रूपए के वार्षिक स्थिर प्रभार (एएफसी) हेतु अनुमति प्रदान करना, जो याचिका सं.193/जीटी/2015 में दायर किए गए के समान ही है।
3. माननीय आयोग से वर्तमान याचिका पर 2013-14 की अवधि हेतु समायोजन प्रयोजन पर भी विचार करने का अनुरोध किया जाता है।
4. संबंधित अवधि हेतु संशोधित बिलों के माध्यम से वसूल न की गई एएफसी की वसूली की अनुमति प्रदान करना।
5. याचिका के पैरा-13 में उल्लेख किए गए अनुसार, एनएचपीसी को उद्ग्रहण, कर, शुल्क, उपकर, प्रभार, इत्यादि हेतु लाभग्राही/प्रतिवादी से वसूली की अनुमति प्रदान करना।
6. एसएलडीसी (यदि कोई हो) द्वारा शेड्यूलिंग, मीटरिंग आदि के कारण लगाए गए प्रभारों को याचिका के पैरा-14 में उल्लेख किए अनुसार प्रतिवादी/लाभार्थी से वसूल करने की अनुमति प्रदान करना।
7. उपरोक्त पैरा-15 में उल्लेख किए अनुसार एलएडीएफ और 100 यूनिट निशुल्क ऊर्जा से संबंधित व्ययों की लाभार्थी/प्रतिवादी से टैरिफ के माध्यम से प्रतिपूर्ति हेतु अनुमति प्रदान करना।
8. ऐसे और आदेश तथा आगे के आदेश/आदेशों को पारित करना, जो मामले के तथ्यों और परिस्थितियों में उपयुक्त और उचित समझे जाएं।

एनएचपीसी लिमिटेड
के माध्यम से

(एम.जी.गोखले)

मुख्य अभियंता (वाणिज्य)

स्थान : फरीदाबाद

दिनांक : 07.08.2018

माननीय केंद्रीय विद्युत नियामक आयोग, नई दिल्ली के समक्ष

याचिका सं. _____ / जीटी / 2018

निम्नलिखित मामले में

सीईआरसी (व्यवसाय का संचालन), विनियम, 1999 के विनियम 79 (1) और 86, विद्युत अधिनियम, 2003 की धारा 62(1)(क) और सीईआरसी (टैरिफ के नियम और शर्तें) विनियम, 2009 के विनियम 6(2) और 9(1) के अंतर्गत तीस्ता लो डैम-III विद्युत स्टेशन के संबंध में 01.04.2013 से 31.03.2014 तक की अवधि हेतु टैरिफ के निर्धारण के लिए याचिका।

याचिकाकर्ता : एनएचपीसी लिमिटेड
(भारत सरकार का उपक्रम)
एनएचपीसी कार्यालय परिसर,
सेक्टर -33, फरीदाबाद (हरियाणा) - 121 003।

प्रतिवादी : अध्यक्ष और प्रबंध निदेशक
पश्चिम बंगाल राज्य विद्युत वितरण कंपनी लिमिटेड
(डब्ल्यूबीएसईडीसीएल)
विद्युत भवन (8वां तल), ब्लॉक-डीजे
सेक्टर- II, साल्ट लेक, कोलकाता-700091 (पश्चिम बंगाल)

याचिका के सत्यापन हेतु शपथ-पत्र

मैं, एम.जी.गोखले पुत्र स्वर्गीय श्री जी.डी.गोखले, आयु 52 वर्ष, एनएचपीसी लिमिटेड में मुख्य अभियंता (वाणिज्य) के रूप में कार्यरत हूं, जो उपरोक्त मामले में आवेदक है, शपथपूर्वक यह पुष्टि करता हूं और बताता हूं :

1. मैं एनएचपीसी लिमिटेड में मुख्य अभियंता (वाणिज्य) के रूप में कार्यरत हूं, और उपरोक्त मामले के तथ्यों से भली-भांति परिचित हूं।
2. इस याचिका में दिए गए कथन मेरे ज्ञान और विश्वास के अनुसार सही हैं तथा उपलब्ध दस्तावेजों/ अभिलेखों और/या प्रबंधन के अनुमोदन पर आधारित हैं।

----- अगस्त, 2018 को फरीदाबाद में शपथपूर्वक पुष्टि की गई कि उपरोक्त शपथ पत्र की सामग्री मेरे ज्ञान के अनुसार सही है, इसका कोई भी अंश मिथ्या नहीं है और किसी भौतिक जानकारी को छिपाया नहीं गया है।

शपथकर्ता

मेरे समक्ष पहचान की गई



एन एच पी सी लिमिटेड

(भारत सरकार का उद्यम)

NHPC Limited

(A Government of India Enterprise)

संदर्भ सं./Ref. No. NH/Comml./Tariff/315/2018

फोन/Phone: 04.05.2018
दिनांक/Date: 04.05.2018

Authority Letter

I, M.K. Mittal, S/o Sh. Tek Chand Mittal working as Director (Finance), NHPC Ltd., NHPC Office Complex, Sector-33, Faridabad, Haryana, 121003, hereby authorize following officials of Commercial Division:

1. Sh. Ashok Kumar Pandey, Chief Engineer (Comml.)
2. Sh. Milind Ganesh Gokhale, Chief Engineer (Comml.)

to do all or any of the acts or things hereinafter mentioned below:

1. To institute, defend, argue and conduct petitions, sign and verify petitions, written statements, written submissions and to file the same before the Central Electricity Regulatory Commission.
2. To appear, act and plead before the Central Electricity Regulatory Commission.
3. To compromise, compound or withdraw cases filed before the Central Electricity Regulatory Commission.
4. To file petitions or affidavits before the Central Electricity Regulatory Commission and to obtain the copies of documents, papers, records etc.
5. To apply for the inspection of the records of the proceedings of the Central Electricity Regulatory Commission.
6. To issue notices and accept service of any summons, notices or orders issued by the Central Electricity Regulatory Commission.



(Signature)




Continuation Sheet No.....


7. To sign the appeals, petition etc. arising out of any summons, notices or orders issued by the Central Electricity Regulatory Commission on behalf of the Company.
8. To take all such actions as may be necessary in the case.

The Specimen signature of

Sh. Ashok Kumar Pandey



Sh. Milind Ganesh Gokhale




(M.K. Mittal)

Director (Finance)

04/05/2018

एम. के. मित्तल / M. K. MITTAL
निदेशक (वित्त) / Director (Finance)
एन एच पी सी लिमिटेड / NHPC Limited
(भारत सरकार का उद्यम / A Govt. of India Enterprise)
सेक्टर-33, फरीदाबाद / Sector - 33, Faridabad




(M.K. Mittal)

Director (Finance)

04/05/2018

एम. के. मित्तल / M. K. MITTAL
निदेशक (वित्त) / Director (Finance)
एन एच पी सी लिमिटेड / NHPC Limited
(भारत सरकार का उद्यम / A Govt. of India Enterprise)
सेक्टर-33, फरीदाबाद / Sector - 33, Faridabad

Annexure-I

**CENTRAL ELECTRICITY REGULATORY COMMISSION
NEW DELHI**

Coram:

**Shri Gireesh B. Pradhan, Chairperson
Shri A.S. Bakshi, Member
Dr. M. K. Iyer, Member**

Date of Order: 6th February, 2017

Petition No. 193/GT/2015

In the matter of

Revision of tariff of Teesta Low Dam Hydroelectric Power station-III (132 MW) for the period from 1.4.2013 to 31.3.2014-Truing-up of tariff determined by order dated 22.1.2015 in Petition No. 115/GT/2013

And

Petition No. 248/GT/2014

In the matter of

Determination of tariff of Teesta Low Dam Hydroelectric Power station-III (132 MW) for the period of 2014-19

And in the matter of

NHPC Ltd
NHPC Office Complex,
Sector-33, Faridabad,
Haryana-121003

....Petitioner

Vs

West Bengal State Electricity Distribution Company Ltd,
Vidyut Bhawan, 8th Floor, Block DJ, Sector II,
Salt Lake, Kolkata – 700091


...Respondent

Parties present:

Shri A.K.Pandey, NHPC
Shri Piyush Kumar, NHPC
Shri Jitendra Kumar Jha, NHPC
Shri Naresh Bansal, NHPC

ORDER

Petition No.193/GT/2015 has been filed by the petitioner, NHPC Ltd, for revision of annual fixed charges of Teesta Low Dam Hydroelectric Power station –III (4 x 33 MW) (hereinafter referred to as “the generating station”) for the period 2013-14 in terms of Regulation 6 (1) of the Central Electricity Regulatory Commission (Terms and Conditions of Tariff) Regulations, 2009 (‘the 2009 Tariff Regulations’) and Petition No. 248/GT/2014 has been filed by the petitioner for determination



of tariff of the generating station for the period 2014-19 in accordance with the provisions of the Central Electricity Regulatory Commission (Terms and Conditions of Tariff) Regulations, 2014 ("the 2014 Tariff Regulations").

Background

2. The generating station is a run-of-the-river type project, with pondage for 3 hours peaking, with provision of 10% overloading on continuous basis. Ministry of Power, Govt. of India, vide letter dated 30.10.2003 had accorded Investment Approval (IA) for setting up of the generating station at the total estimated cost of ₹76892.00 lakh, including IDC of ₹6041.00 lakh, based on December 2002 price level. As per the administrative approval, the generating station was scheduled to be commissioned within 4 years and five months from the date of its IA, that is, by 31.3.2007. All the units of the generating station were commissioned during the month of March, 2013. As such, the delay in commissioning of the generating station is 72 months. The generating station has been declared under commercial operation with the dates of commercial operation of each unit given below:

Unit-1	19.5.2013
Unit-2	1.4.2013
Unit-3	1.4.2013
Unit-4	1.5.2013

3. Petition No. 115/GT/2013 was filed by the petitioner for approval of annual fixed charges of the generating station for the period 1.4.2013 to 31.3.2014 based on the capital cost of ₹192580 lakh as on 1.4.2013 (expected COD of the generating station). However, the Commission after considering the deduction of un-discharged liabilities, the report on capital cost by the Designated Independent Agency (M/s Tata Consulting Engineers) and the capital cost of ₹90386.58 lakh for two units (1.4.2013 to 30.4.2013), ₹135579.87 lakh for three units (1.5.2013 to 18.5.2013) and ₹180773.16 lakh for four units (19.5.2013 to 31.3.2014) by order dated 22.1.2015 determined the annual fixed charges of the generating station as under:



	(₹ in lakh)		
	1.4.2013 to 30.4.2013	1.5.2013 to 18.5.2013	19.5.2013 to 31.3.2014
	(2 Units)	(3 Units)	(4 Units)
Return on Equity	5045.83	7568.74	10255.50
Interest on Loan	5800.61	8269.87	10711.95
Depreciation	4533.27	6799.90	9213.74
Interest on Working Capital	443.48	655.56	880.37
O & M Expenses	1806.19	2710.05	3731.32
Total	17629.37	26004.12	34792.88

4. The Commission in the said order also directed the petitioner to ensure the submission of RCE at the time of truing-up of tariff of the generating station. The relevant portion of the order dated 22.1.2015 is extracted as under:

"24. The RCE approved by the Govt. of India is not yet available. Pending approval of RCE, we proceed to determine tariff of the generating station based on the appraisal of capital cost vetted by DIA. However, the petitioner is directed to place on record the approval of Board of Directors of the petitioner Company for the RCE within 3 months. The petitioner is also directed to ensure the submission of RCE approved by the MOP, Govt. of India at the time of truing-up of tariff of the generating station in terms of Regulation 6 of the 2009 Tariff Regulations."

5. Aggrieved by the said order, the petitioner had filed Review Petition (Petition No 5/RP/2015) on certain issues and the Commission by order dated 18.9.2015 disposed of the same by directing that the error in calculation of interest on loan and O&M Expenses shall be considered on merits at the time of revision of tariff of the generating station based on truing-up exercise in terms of the Regulation 6(1) of the 2009 Tariff Regulations. Against the said orders dated 22.1.2015 and 18.9.2015, the respondent, WBSEDCL has also filed appeals (Appeal Nos. 212/2015 and 282/2015) before the Appellate Tribunal for Electricity (Tribunal) and the same is pending. While so, both the tariff petitions filed by the petitioner were clubbed and heard on 10.3.2016 and the Commission, after directing the petitioner to file certain additional information and completion of pleadings by the parties, reserved its orders.

6. The petitioner in Petition No.193/GT/2015 has submitted that the revised cost of the project as on COD (19.5.2013) is ₹1790.43 crore after adjustment of income from sale of infirm power of ₹ 67.60 lakh. It has also submitted that the un-discharged liability as on COD is ₹130.71 crore out of which ₹25.18 crore was discharged in 2013-14 and the balance will be discharged during the period 2014-19. The petitioner has stated that the audited expenditure (excluding Interest on normative



loan) as on 31.3.2013 is ₹1844.67 crore and ₹1893.24 crore as on 31.3.2014. The petitioner has further submitted that the RCE amounting to ₹1972.99 crore at June 2013 price level (excluding interest on normative loan of ₹87.62 crore) has been submitted to the Ministry of Power, GOI and the same is under consideration. The petitioner vide affidavit dated 24.7.2016 has submitted that the Standing Committee on 8.3.2016 has recommended the RCE of ₹1972.99 crore with a time overrun of 72 months and cost overrun of ₹1204.07 crore. The petition in Petition No. 248/GT/2014 has submitted that it has claimed tariff for the period 2014-19 based on the capital cost of ₹182919.45 lakh as on 31.3.2014.

7. The respondent, WBSCDCL by various affidavits has raised issues on time and cost overrun involved in the activities relating to the execution of the project by the petitioner and has submitted that each of the activities are subjected to scrutiny for their prudence.

8. We have examined the matter. It is noticed that the respondent has filed appeals before the Tribunal challenging the orders dated 22.1.2015 and 18.9.2015 raising issues amongst others, the findings of the Commission on time and cost overrun. Hence, the above orders are subject to final decision of the Tribunal in the said appeals. As stated, the petitioner was directed to submit the approved RCE for consideration at the time of truing up of tariff of the generating station for the period 2013-14 and the same has not been furnished by the petitioner. It has, however, submitted that the RCE has been recommended by the Standing Committee and the same is pending for approval of the Central Government. In view of this and considering the fact there will be revision in the capital cost of the generating station after approval of RCE by the Central Government, we find no reason to keep these petitions pending. Similar issue was considered by the Commission in respect of determination of tariff of Sewa-II HEP of the petitioner for the period 2010-14 and 2014-19 in Petition No. 251/GT/2014 and the Commission vide order dated 27.1.2017 disposed of the said petition as under:

"10..... we are inclined to dispose of this petition, with liberty to the petitioner to approach the Commission with fresh tariff petition in respect of the generating station after approval of RCE by the Central Government. We direct accordingly. We also direct that the annual fixed charges determined by order dated 6.9.2010 in Petition No.57/2010 shall however continue to be in



operation till the tariff of the generating station for the period 2009-14 and 2014-19 is determined based on the approved RCE. The filing fees deposited by the petitioner shall be adjusted against the fresh petition to be filed for the period 2014-19 in terms of the liberty granted above."

9. In line with the above decision, we are inclined to dispose of this petition, with liberty to the petitioner to approach the Commission with fresh tariff petition in respect of the generating station after approval of RCE by the Central Government. We direct accordingly. We also direct that the annual fixed charges determined by order dated 22.1.2015 and 18.9.2015 shall however continue to be in operation till the tariff of the generating station for the period 2009-14 and 2014-19 is determined based on the approved RCE. This is however subject to final decision of the Tribunal in the appeals filed by the respondent. The filing fees deposited by the petitioner shall be adjusted against the fresh petition to be filed for the period 2014-19 in terms of the liberty granted above.

10. Petition Nos. 193/GT/2015 and 248/GT/2014 are disposed of in terms of the above.


Sd/-
(Dr. M.K.Iyer)
Member

Sd/-
(A.S Bakshi)
Member

Sd/-
(Gireesh B Pradhan)
Chairperson



Annexure-II



केन्द्रीय विद्युत विनियामक आयोग
CENTRAL ELECTRICITY REGULATORY COMMISSION



Date: 3.7.2018

To,

To,

General Manager (Comml.)
NHPC Ltd.
NHPC Office Complex, Sector-33
Faridabad-121003 Haryana

Sir,

Subject: Filing of tariff petitions in respect of the generating stations after approval of RCE by the competent authority.

The Commission by various orders had determined interim/ final tariff of the following stations for the years 2009-14 & 2014-19 and had granted liberty to approach the Commission after approval of RCE:

Stations	Tariff period
Sewa-II HEP	2009-14 2014-19
Teesta Low Dam HEP station-III	2009-14 2014-19
Chamera-III HEP	2012-14 2014-19
Uri-II HEP	2014-19
Teesta Low Dam HEP, Stage-IV	2014-19

2. The tariff of these generating stations have not been determined on the basis of the actual cost on account of non- availability of RCE or approval by CCEA. Now, the Commission has decided to determine the tariff of these generating stations on the basis of available documents.

3. It is accordingly advised to file tariff petitions in respect of the above generating stations as per the applicable Tariff Regulations within a period of two months, enclosing the following:

- Board approval of the actual capital cost of the company.
- At least one of the following documents namely DIA report or cost approved by CEA/PIB or cost approved by CCEA

This has approval of the Commission.

May kindly see for inf. pl.

ED (Comml.)

Aly
12/7/18



(T. Rout)
Chief (Law)

तीसरी मंजिल, चन्द्रलोक बिल्डिंग, 36, जनपथ, नई दिल्ली-110 001

Third Floor, Chanderlok Building, 36, Janpath, New Delhi-110 001

Phone : 91-11-2335 3503 Fax : 91-11-2375 3923 E-mail : info@cercind.gov.in

Annexure-III

**BEFORE THE HON'BLE CENTRAL ELECTRICITY REGULATORY
COMMISSION, NEW DELHI**

PETITION NO.115/GT/2013

IN THE MATTER OF:

APPROVAL OF GENERATION TARIFF OF **TEESTA LOW DAM PROJECT, STAGE-III** FOR THE PERIOD FROM 01.04.2013 TO 31.03.2014 U/C 79 (1) OF THE CERC (CONDUCT OF BUSINESS), REGULATIONS 1999 AND SECTION 62(1) (a) OF THE ELECTRICITY ACT, 2003.

AND IN THE MATTER OF:

NHPC Limited,
(A Govt. of India Enterprise)
NHPC Office Complex, Sector-33,
Faridabad (Haryana) - 121 003.


RESPONDENT:

The Chairman & Managing Director,
West Bengal state Electricity Distribution Company Ltd.
Vidyut Bhawan (8th Floor), Block-DJ
Sector-II, Salt Lake, Kolkata – 700 091,(West Bengal).

INDEX

Sl. No.	Particulars	Page No.
1.	Index Page	1
2.	Affidavit	2-3
3.	Submission	4-5
4	Annex-A (Copy of approved RCE by BoD of NHPC)	6-14
5	Speed post receipt (only for CERC)	15

**NHPC Limited
Through**



(A.K.Pandey)

Chief Engineer (Comml.)

Place : Faridabad
Date : 03.08.2015





हरियाणा HARYANA

37AA 832759

**BEFORE THE HON'BLE CENTRAL ELECTRICITY REGULATORY
COMMISSION, NEW DELHI.**

PETITION NO.115/GT/2013

IN THE MATTER OF:

APPROVAL OF GENERATION TARIFF OF TEESTA LOW DAM PROJECT,
STAGE-III FOR THE PERIOD FROM 01.04.2013 TO 31.03.2014 U/C 79 (1) OF THE
CERC (CONDUCT OF BUSINESS), REGULATIONS 1999 AND SECTION 62(1) (a)
OF THE ELECTRICITY ACT, 2003.

AND IN THE MATTER OF:

NHPC Limited,
(A Govt. of India Enterprise)
NHPC Office Complex, Sector-33,
Faridabad (Haryana) - 121 003.



RESPONDENT:

The Chairman & Managing Director,
West Bengal state Electricity Distribution Company Ltd.
Vidyut Bhawan (8th Floor), Block-DJ
Sector-II, Salt Lake, Kolkata – 700 091 (West Bengal).



2

27

Hy

AFFIDAVIT VERIFYING IN THE APPLICATION

I, A.K. Pandey S/o Late Sh. P.N. Pandey aged 56 years working as Chief Engineer (Commercial) in NHPC Ltd., the petitioner in the above matter do hereby solemnly affirm and state as follows:-

1. That I am working as Chief Engineer (Commercial) in NHPC Ltd., and I am well acquainted with the facts of the above matter.
2. That the statements made in the affidavit herein are true to the best of my knowledge and belief and are based on documents / records available.


Solemnly affirmed at Faridabad on the day of 15th August, 2015 that the contents of the above affidavit are true to my knowledge, no part of it is false and nothing material has been concealed therefrom.


DEPONENT

IDENTIFIED BEFORE ME

I Know the Deponent/Executant and
has Signed/Thumb Marked/L.T./R.T.
In my Presence

ATTESTED AS IDENTIFIED


NOTARY
Faridabad (Haryana)

3 AUG 2015

3



**BEFORE THE HON'BLE CENTRAL ELECTRICITY REGULATORY
COMMISSION, NEW DELHI.**

PETITION NO.115/GT/2013

IN THE MATTER OF:

APPROVAL OF GENERATION TARIFF OF **TEESTA LOW DAM PROJECT, STAGE-III** FOR THE PERIOD FROM 01.04.2013 TO 31.03.2014 U/C 79 (1) OF THE CERC (CONDUCT OF BUSINESS), REGULATIONS 1999 AND SECTION 62(1) (a) OF THE ELECTRICITY ACT, 2003.

AND IN THE MATTER OF:

NHPC Limited,
(A Govt. of India Enterprise)
NHPC Office Complex, Sector-33,
Faridabad (Haryana) - 121 003.

RESPONDENT:

The Chairman & Managing Director,
West Bengal state Electricity Distribution Company Ltd.
Vidyut Bhawan (8th Floor), Block-DJ
Sector-II, Salt Lake, Kolkata – 700 091 (West Bengal).

Most respectfully submitted that:

1. Based on our tariff petition no. 115/GT/2013, the Hon'ble Commission has issued tariff order on 22.01.2015.
2. Hon'ble Commission at para-24 of the aforesaid tariff order has directed the petitioner to submit revised cost of the project duly approved by NHPC Board of Directors.

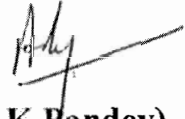
4
29

Ay
7



3. NHPC Board of Directors in its 385th meeting dtd. 29.06.2015 has approved revised cost estimate of the Project at Rs. 1972.99 Crs. Copy of BoD approval along with agenda note submitted in BoD is enclosed at page no. 06 to 15.
4. This submission is in compliance to CERC tariff order dtd. 22.01.2015.

**NHPC Limited.
Through**



**(A.K. Pandey)
Chief Engineer (Comml.)**

Place : Faridabad

Date : 03.08.2015



EXTRACTS OF THE MINUTES OF 385TH MEETING OF THE
BOARD OF DIRECTORS OF NHPC LIMITED HELD ON 29.06.2015.

X X X X X X X

ITEM NO.

385.2.7 :

PROPOSAL FOR APPROVAL OF REVISED COST ESTIMATE OF
TLDP-III H.E. PROJECT, 132 MW, WEST BENGAL.

1. The Board was informed that investment sanction for the execution of TLDP-III HE Project (132 MW), West Bengal, was accorded on 30.10.2003 with an estimated cost of the project as Rs.768.92 crore at December, 2002 price level with the scheduled completion time as March, 2007. The project has been completed on 31st March, 2013 with completion cost of Rs.1972.99 Crore. Accordingly, there is a cost overrun of Rs.1204.07 crore and time overrun of 72 months. The project is under commercial operation from 19.05.2013.

2. The Board discussed the proposal in detail. The Board was informed that the Revised Cost Estimate (RCE) has been prepared at Completion Cost. The actual expenditure is based on the Accounts for the Quarter ended 30.06.2013 and hence price level is being referred as June, 2013. The expenditure till COD was Rs.1832.42 Crores. Item-wise detail of the expenditure has been provided in 'Abstract of Revised Completion Cost Statement' of the agenda note. The Completion Cost of the project is expected to be of Rs.1972.99 Crores comprising of actual expenditure of Rs.1832.44 Crores and an additional capitalization of Rs.140.55 Crore proposed beyond the COD. Thus, there was a total cost overrun of Rs.1204.07 Crores.

3. The Revised Cost Estimate with completion cost as Rs.1972.99 crore submitted to Ministry of Power has been examined by CEA. The RCE shall be placed before Standing Committee, Public Investment Board (PIB) and CCEA for approval.



6
31

17

4. As per the directions given by the Board in its 383rd meeting held on 14.05.2015, the proposal was submitted to its sub-committee on Project Investment. It was informed that Project Investment Committee in its 1st meeting held on 28.05.2015 had recommended the Revised Cost Estimate (RCE) of TLDP-III HE Project (132 MW) at completion cost of Rs. 1972.99 crore.

5. The Board, after discussion, approved the Revised Cost Estimate (RCE) of TLDP-III HE Project (132 MW) at completion cost of Rs.1972.99 crore, subject to approval of Competent Authority. The Board also passed the following resolution:

“RESOLVED THAT the Revised Cost Estimate (RCE) of TLDP-III HE Project (132 MW) at completion cost of Rs.1972.99 crore be and is hereby approved for further approval by Government of India.”

XXXXXXXX



Ag

14

7

32

NHPC Ltd.
(A Govt. of India Enterprise)

AGENDA NOTE FOR BOARD OF DIRECTORS

Item No: Proposal for approval of Revised Cost Estimate of TLDP-III HE Project, 132 MW, West Bengal

1. INTRODUCTION

Sanction of Govt. of India for TLDP-III HE Project (132 MW), West Bengal, was accorded on 30.10.2003 with an estimated cost of the project was Rs. 768.92 crores at Dec, 2002 price level. The scheduled completion time as per CCEA sanction was March, 2007 (41 months).

The project has been commissioned and generating power. The commercial operation date (COD) of complete project is 19.05.2013.

The Revised Cost Estimate stands submitted to MOP / CEA and is under examination. Against tariff petition, CERC has desired submission of RCE approved by Board.

2. PROJECT COMPLETION

The project has been completed on 31st March, 2013 with completion cost of Rs 1972.99 Crore with a cost overrun of Rs 1204.07 crore and time overrun of 72 months.

3. REVISED COST ESTIMATE AT COMPLETION COST

The Revised Cost Estimate (RCE) has been prepared at Completion Cost. The actual expenditure is based on the Accounts for Quarter ending 30.06.2013 subjected to limited review by Statutory Auditor and hence price level is being referred as June, 2013. The expenditure till COD is Rs. 1832.42 Crores, the itemwise detail of which is provided in 'Abstract of Revised Completion Cost Statement'.

The Completion Cost of the project is Rs. 1972.99 Crores comprising of actual expenditure of Rs. 1832.44 Crores and additional capitalization of Rs. 140.55 Crores beyond COD. Thus, there is a total cost overrun of Rs. 1204.07 Crores. The abstract of cost is placed as **Appendix-1**.

The Revised Cost Estimate has been framed with completion cost as Rs. 1972.99 crore and submitted to MOP / CEA for approval on 30.12.2013 after due approval of CMD in terms of Corporate Finance Circular no NH/FIN/Cir/BUD/ dated 28.05.2010. CEA vide letter dated 23.03.2015



Handwritten signature

Handwritten signature

examined and conveyed approval of Competent Authority. The Background Note for Standing Committee has been submitted to MOP on 14.05.2015. After obtaining the recommendations of Standing Committee, the RCE shall be put to Public Investment Board (PIB) and CCEA for approval.

3.1 TIME OVERRUN

The total time overrun for the project is 72 months. The reason for time overrun is as below:

i.	Delay in transfer of Forest Land	- 15 months
ii.	Slope Failures in Right Bank area in year 2005 & 2006	- 9.5 months
iii.	Delay due to Flash Floods (in 2007, 2008, 2009 & 2010)	- 24 months
iv.	Execution for Extra/ Deviated items	- 16 months
v.	Strikes called by Local Political party GJMM	- 7.5 months
	Total	- 72 months

3.2 COST OVERRUN

Rs. in crore

S.No.	Description	CCEA sanctioned Estimate (Dec' 02 PL)	Total Revised Completion Cost	Increase	% Increase
1	Civil Works	470.09	1189.01	718.91	152.93%
2	Electrical Works	238.42	410.02	171.60	71.97%
3	IDC & FC	60.41	373.96	313.55	519.04%
	Total	768.92	1972.99	1204.07	156.59%

The detailed reasons of Cost overrun are given hereunder:

(i) Civil Works

The increase of Rs. 718.91 Crores under these heads is mainly due to:

- Differential cost between awarded and sanction cost of various major works packages viz. Civil and HM works;
- Extra works executed for right bank slope protection;



- Revision of design of TRC gravity wall, concrete coffer wall, left abutment modified guide wall, GIS building & pot head yard etc ;
- Cement variation on account of mix design to suit site conditions
- Dewatering on account of time overrun,
- Additional Debris removal / filling work due to right bank slope failure,
- Downstream stoplogs, additional spillway stoplogs & lifting beam, additional draft tube gantry cranes, modified sill beams under HM works,
- Increase in quantity due to under estimation,
- Payment of price escalation to Civil, E&M and HM contractors as per the formulae specified in the contracts,
- Increase in cost of departmental material (steel, cement & explosive) due to difference purchase cost & contract supply rate,
- On account of labour wages, increase in material cost due to time over run,
- Payment of renewal of insurance premiums under civil work package and other works due to time overrun,
- Implementation of 6th pay commission recommendations etc.
- Due to appreciation/ depreciation in foreign currency stipulated in major work packages
- Additional sales tax demand;
- Additional taxes & duties under HM works package;
- Due to additional demand of NPV not envisaged in DPR & CAT by state forest department of Sikkim and West Bengal etc.

(ii) Electrical Works

There is an increase of Rs. 171.60 crores, which is mainly on account of:

- Inadequate provision;



10
35

Arj

- Change in location of pot head yard, fire fighting system etc including additional spares under E&M works;
- Payment of price escalation to E&M contractor as per the formulae specified in the contracts;
- On account of labour wages, increase in material cost due to time over run;
- Implementation of 6th pay commission recommendations etc.;
- Due to appreciation/ depreciation in foreign currency stipulated in major work packages;
- Additional sales tax demand; and
- Additional taxes & duties under E&M works package

(iii) **IDC and FC**

There is an increase of Rs. 313.55 crore under this head due to time over run and additional funding arranged by way of loan to meet expenditure over and above CCEA approved cost.

3.3 TARIFF

Tariff details at sanctioned cost and completion cost are as under:

Tariff	First Year (Rs. per unit)	Levellised Tariff (Rs. per unit)	Remarks
At the sanctioned cost of Rs. 768.92 crore (Dec, 2002 PL)	2.52	2.02	At earlier CERC norms.
At the sanctioned cost of Rs. 768.92 crore (Dec, 2002 PL)	2.60	2.31	Re-computed on the basis of CERC Tariff Regulations, 2009.
At the completion cost of Rs. 1972.99 crore	6.67	5.92	Computed on the basis of CERC Tariff Regulations, 2009.

11



4. **TARIFF ORDER ISSUED BY CERC**

NHPC had submitted tariff petition no. 115/GT/2013 in CERC for fixation of tariff in respect of TLDP-III for the period 01.04.2013 to 31.03.2014. CERC has issued tariff order on 22.01.2015 for the Power Station. At point no 24 of tariff order, CERC has directed NHPC to place on record the approval of RCE by Board of Directors of NHPC within three months. The point no 24 is reproduced as below:

"The RCE approved by Govt. of India is not yet available. Pending approval of RCE, we proceed to determine tariff of the generating station based on the appraisal of capital cost vetted by DIA. However, the petitioner is directed to place on record the approval of Board of Directors of the petitioner company for the RCE within 3 months. The petitioner is also directed to ensure the submission of RCE approved by the MOP, Govt. of India at the time of truing up of tariff of the generating station in terms of Regulation 6 of the 2009 Tariff Regulations."

5. **383RD MEETING OF BOARD OF DIRECTORS**

As per the requirement of CERC, the proposal for approval of Revised Cost Estimate of TLDP-III HE Project was put up before NHPC Board in its 383rd meeting held on 14.05.2015, wherein after discussions, the Board directed that RCE of the TLDP-III HE Project shall be put up to the Board after examination through its sub-committee on Project Investments.

6. **RECOMMENDATIONS OF PROJECT INVESTMENT COMMITTEE OF BOARD**

The proposal was put up to the Committee of Board of Directors on Project Investments held on 28.05.2015. The Committee after discussions, recommended the Revised Cost Estimate (RCE) at completion of Rs. 1972.99 crore of TLDP-III HE Project (132 MW) for consideration of Board.

7. **PROPOSAL**

In view of the recommendations of Committee on Project Investments, Board may kindly consider to accord approval to the Revised Cost Estimate (RCE) at completion of TLDP-III HE Project, amounting to Rs. 1972.99 crore.

8. **MANAGEMENT RECOMMENDATIONS**

The proposal bears the recommendation of NHPC management.

Auth



My

12

37

9. RESOLUTIONS

The Board of Directors may consider and approve the following resolution with or without modification as deemed fit:

RESOLVED THAT The Revised Cost Estimate (RCE) at completion cost of Rs. 1972.99 crore of TLDP-III HE Project (132 MW) is hereby approved. Approval of Government to be taken separately.

Chak
19/6/15
ED (Planning)




TEESTA LOW DAM-III POWER STATION

REVISED COST ESTIMATE
(JUN 2013 PRICE LEVEL)

ABSTRACT OF REVISED COMPLETION COST

Sl. No.	ITEM	CCEA sanctioned estimate (Dec 02 PL)	Total Revised Completion Cost	Increase / Decrease
A	Direct Cost			
I	Works			
1	A- Preliminary	4.64	4.59	-0.05
2	B-Land	4.53	17.90	13.37
3	C-Civil Works	244.58	528.69	284.11
4	J-Civil Works of Power plant	124.98	296.72	171.74
5	K-Buildings	12.06	20.63	8.57
6	M-Plantation	0.53		-0.53
7	O-Miscellaneous	20.55	71.44	50.89
8	P-Maintenance	3.89	7.76	3.87
9	Q-Special Tools & Plants	3.69	6.39	2.70
10	R-Communication	7.22	8.55	1.33
11	X-Environment & Ecology	17.83	76.11	58.28
12	Y-Losses on stocks	0.97	0.84	-0.13
	Sub Total of I-Works	445.47	1039.60	594.13
II	Establishment	16.18	140.05	123.87
III	Tools & Plants	4.45		-4.45
IV	Suspense			
V	Receipt & Recoveries	-0.47	-9.52	-9.05
	Sub-total of Direct Cost	465.64	1170.13	704.49
B	Indirect cost			
I	Capitalised value of abatement of land revenue			
II	Audit & Accounts	4.45	18.87	14.42
	Sub-total of Indirect cost	4.45	18.87	14.42
	Total Civil works (A+B)	470.09	1189.01	718.91
	Electrical works	238.42	410.02	171.60
	Total Cost of works	708.51	1599.03	890.51
	Financing charges		3.66	3.66
	Interest during construction	60.41	370.30	309.89
	Total cost i/c IDC	768.92	1972.99	1204.07



Annexure-IV


No.2/2/2015-(NHPC)
Government of India
Ministry of Power

Shram Shakti Bhawan, Rafi Marg,
New Delhi – 110001

Dated:23.03.2016

Sub: Minutes of meeting taken by Additional Secretary (Power) held on 8th March' 2016 regarding 2nd meeting of the Standing Committee on time and cost overrun of Teesta Low Dam HE Project(Stage-III)

A copy of minutes of the 2nd meeting taken by Additional Secretary (Power) on 8th March, 2016 of the Standing Committee on time and cost overrun of Teesta Low Dam HE Project(Stage-III) is enclosed for information and necessary action please.



(S.S. Rawat)

Under Secretary to the Government of India
Tel. No.23324357

1. Chief Adviser (Costs), Ministry of Finance (Deptt. of Expenditure) Room No.207, 2nd Floor, C Wing, Loknayak Bhawan, New Delhi.
2. Adviser (Power), NITI Aayog, Sansad Marg, New Delhi-110001.
3. Joint Director, Ministry of Statistics & Programme Implementation, Sardar Patel Bhawan, Sansad Marg, New Delhi-110001.
4. Chairman, Central Water Commission, Sewa Bhawan, R.K. Puram, New Delhi
5. Member (HE), CEA, R.K. Puram, New Delhi-110066
6. CMD, NHPC Ltd., Sector-33, Faridabad.
7. JS & FA, Ministry of Power.

31 MAR 2016
CM
अधीन में

Copy to :

PPS to AS(BPP)/PS to JS(H)/Director(H-II), Ministry of Power.

30 MAR 2016

EO (S.S.)
S.S. Rawat
28/3



17/10
6
S.S. Rawat

40
S.S. Rawat

28/3

Minutes of 2nd meeting of the standing Committee on time & cost overrun of Teesta Low Dam-III Project held on 08.03.2016 at 1100 hrs. under the chairmanship of Additional Secretary (Power) at MOP

- 1 List of participants is enclosed as Annexure-I.
- 2 The 2nd meeting of Standing Committee on time and cost overrun of TLD-III HE Project was held in NPMC Hall at 2nd Floor, Shram Shakti Bhawan, Ministry of Power, New Delhi.
- 3 The Chairman of the Committee, before starting the presentation desired to know about the discussions held in the previous meeting. CMD, NHPC informed that in the earlier meeting, it was desired that all the Committee members may go through the presentation alongwith background papers of RCE and offer their comments, if any. The information desired by Deptt. of Expenditure, MOF & CEA have already been furnished.
- 4 Thereafter, with the permission of the Chair, ED (Plg.) NHPC started the presentation and briefed the project features viz project is situated on river Teesta; low head run-off-river project; consisting of surface power house and having installed capacity of 132 MW along with annual design energy of 594 MUs
- 5 Chairman of the Committee desired the actual completion time of the project; funding of project; PIB/CCEA clearances of the original cost estimate and beneficiary state for power generated by the Project. ED (Plg.) intimated that the project was commissioned in March 2013 and funds were arranged through internal resources and domestic financial institutions. It has been further intimated that CCEA sanction to the project was obtained on 30.10.2003 and 100% power is allocated to West Bengal at tariff fixed by CERC.
- 6 JS (Hydro) desired to know difference between the completion time as per TEC and as per CCEA. CMD, NHPC intimated that in the DPR, completion schedule was 58 months. In TEC as well as CCEA sanction, the completion was mentioned as March, 2007 in place of 58 months from the date of sanction. Since, CCEA approval was received on 30.10.2003, the completion period was reduced to 41 month by keeping commissioning unchanged as March, 2007. The actual time taken is 113 months, thereby time overrun of 72 months.



- 7 ED (Plg.) thereafter stated various reasons for time over run as detailed below:

S.No.	Reasons for Delay	Net Delay (in Months)
1	Due to delay in transfer of Forest Land	6
2	Slope Failures	6
3	Delay due to Floods	28
4	Time for execution for additional works	14
5	<ul style="list-style-type: none">• Strike called by local Political party GJMM & its effect and Earthquake effects• Frequent thefts	16 2
	Total	72

- 8 The Committee has shown its concern about time and cost over run on the project due to various reasons. Considering approximate 10 years of completion time, the Committee further desired to know regarding timely completion of any hydro project. It was informed that Omkareshwar, Indirasagar and Chamera-II HE Projects were completed within scheduled completion period. Further, it was clarified that Chamera-II was completed within scheduled time even situated in Himalayan Region on river Ravi in Himachal Pradesh. In TLDP-III, due to repeated floods, slope failures, frequent GJMM strikes and Sikkim earthquake, the project got delayed considerably. Major flood occurred in 2007 and 2009. Project faced repeated flooding of work area causing stoppage of works and subsequent huge additional works for removing silt and mucks. In this regard, Director (HPM), CEA mentioned that it was unfortunate that the project experienced such a huge cyclonic storm "Aila", which badly affected the project and vicinity area. Further, massive Sikkim earthquake created panic in the labours and local peoples, who left the project immediately and project took time to get its pace back.

9
42



- 9 The Committee desired to know the safety of project against such type earthquakes. Director (Projects), NHPC mentioned that all projects are designed considering appropriate earthquake parameters. Further, it was informed that nearby commissioned project Teesta-V of NHPC was not even slightly affected by Sikkim earthquake.
- 10 PERT Chart was presented to the Committee members, wherein the effects of hindrances in different colors were shown alongwith its net resultant effects considering overlapping period.
- 11 During the discussions on checking/vetting of cost over run, Chairman of the Committee asked CEA/CWC whether they have checked Revised Cost Estimate at completion. CEA replied that they have no mechanism to check RCE at completion.

Director (Finance) intimated that NHPC, being a Public Listed Govt. PSU, prepares project wise balance sheet, which is audited at project itself and thereafter the data are compiled at headquarter for making balance sheet of NHPC as a whole. Project is audited regularly by Internal Auditors as well as Statutory Auditors.

The Chairman of the Committee mentioned that Standing Committee report for Revised Cost Estimate of this project may specifically include that the project cost has been examined by statutory auditors and there are no qualification by them.

- 12 ED (Plg.) explained diversion and showed the different photographs on the severity of the effects of floods, landslides etc. to explain the reasons for time over run. Flash floods and landslides even after massive protection works, not only caused additional time but also additional works causing increase in cost.
- 13 While seeing the slush/debris accumulated in the structure due to slide/flash floods, the Standing Committee desired to know how the silt will be passed through after commissioning, in case such type of flood comes again? Director (Projects), NHPC informed that after commissioning of project. the flood silt will be passed through the Barrage gates as the gates are located at river bed level.



- 14 During the discussions on floods, the Standing Committee asked Reservoir capacity of the Project, on which ED (Plg.) responded that the Reservoir capacity in this project is 18.36 M cum. Further, Chairman of the Standing Committee desired to know the consumptive use of water from the project. ED (Plg.) mentioned that there is no consumptive use of water and it is a runoff river project.
- 15 Further, ED (Plg.) explained that the CCEA cost of the Project at Dec, 2002 PL was Rs. 768.92 crore and the completion cost is Rs. 1972.99 crore, resulting in cost overrun of Rs. 1204.07 crore. The head wise cost variation was explained as below:-

Sl. No.	Variation Heads	Amount (Rs. in crores)
1	Increase in interest and taxes etc. due to:	
	• Interest During Construction. (IDC) & FC	313.55
	• Taxes and Duties	54.42
	• Exchange Rate variation (ERV)	4.07
2	Increase in Cost due to Quantities	
	• Addition / Deletion	57.12
	• Variation in Quantities (Change in scope)	114.71
3	Increase in Cost due to increase in Prices	
	• Over/Under estimation (Increase/decrease in Cost due to difference in DPR & Awarded rates)	176.05
	• Price escalation During Construction Period	401.22
4	Increase in Cost due to other causes	82.93

- 16 The Standing Committee noted that cost overrun is mainly due to IDC & FC, price escalation, variation in quantity and over/under estimation. Regarding price escalation, Director, CWC mentioned that at the DPR stage, the cost estimate is prepared at fixed price level without any provision for future escalation. However, during construction period of the project, the cost increases due to price



escalation. Increase in cost and time overrun has direct effect upon IDC & FC.

- 17 Chairman of the Committee impressed upon NHPC that learnings from this project should be used for other upcoming projects during planning & designing stage. CEA mentioned that diversion floods are decided as per IS codes and diversion structures and designed accordingly. With the learning of TLDP-III while designing diversion structures, higher appropriate diversion flood may be considered for future projects. CEA further informed that with 'Aila' experience, Mangdechu Diversion flood was increased suitably and river bed work was successfully completed.
- 18 In view of above justifications explained by NHPC, the Standing Committee decided to recommend the proposal of Revised Cost Estimate at completion of TLD-III HE Project amounting to Rs.1972.99 cr. (excluding contingent liabilities) with cost over run of Rs.1204.07 cr. and time over run of 72 months. Further, the Committee desired to put up the draft report.

The meeting ended with the thanks to the Chair.



2nd meeting of the Standing Committee on time and cost overrun of Teesta Low Dam HE Project(Stage-III) held on 08.03.2016 under the Chairmanship of Additional Secretary (Power) at MOP.

Sr No	Name of the officer	Designation
Ministry of Power		
1.	Sh. B.P. Pandey	Additional Secretary (Power)
2.	Ms. Archana Agrawal	Joint Secretary(Hydro)
3.	Ms. Renuka Kumar	Director(H-II)
4.	Sh. P.K. Ravi	Deputy Secretary(Fin.)
5.	Sh. S.S. Rawat	Under Secretary
Central Electricity Authority		
1.	Sh. Rakesh Goyal	Director(HPA-II)
2.	Sh. ManojTripathi	Director(HPM)
NHPC Ltd		
1.	Sh. K.M. Singh	Chairman & Managing Director
2.	Sh. D.P. Bhargava	Director(Technical)
3.	Sh. Ratish Kumar	Director(Projects)
4.	Sh. Jayant Kumar	Director(Finance)
5.	Sh. A K.Sarkar	Executive Director
6.	Sh. Vineet Diddi	Chief Engineer
7.	Sh.S.K. Agarwal	Chief Engineer
8.	Sh. Rajeev Jerath	Chief Engineer
9.	Sh Mahesh Kumar	Chief Engineer
10.	Sh. K.K. Goel	Chief(Finance)
11.	Sh. Birendra Kumar	Manager(Civil)
12.	Sh. Angad Kumar	Manager(Civil)
13.	Sh. R.K. Lawania	Manager(Civil)
Ministry of Finance		
1.	Dr. MV Namade	Director(Cost)
Central Water Commission		
1.	Sh. Virendra Sharma	Director



Annexure-V

Summary Sheet

Name of the Petitioner :

NHPC LIMITED

Name of the Generating Station :

TEESTA LOW DAM - III POWER STATION

Place (Region/District/State): Eastern / Darjeeling / West Bengal

(Amount ₹ in Lakhs)

S.N o.	Particulars	Existing 2013-14*	2014-15	2015-16	2016-17	2017-18	2018-19
1	2	3	4	5	6	7	8
1.1	Depreciation	8805.01	9333.86	9485.14	9596.14	9675.72	9760.46
1.2	Interest on Loan	11698.26	11589.73	10587.27	9283.04	7187.77	6384.18
1.3	Return on Equity ¹	10901.44	11,678.56	11,884.40	11,944.89	12,124.88	12,181.54
1.4	Interest on Working Capital	918.15	1,070.13	1,130.33	1,201.59	1,175.05	1,193.52
1.5	O & M Expenses (refer Appendix -I to Form-1)	3921.33	5787.13	7145.75	8907.69	9192.01	9802.36
	Total	36244.19	39459.41	40232.89	40933.35	39355.43	39322.06

* As per revised tariff forms filed with CERC.

Note

1: Details of calculations, considering equity as per regulation, to be furnished.

For Lodha & Co
Chartered Accountants
FRN No. 301051E

H. K. Verma

Partner : H. K. Verma
M. No. 055104
Date:-29.08.2018



47

For NHPC Limited

(M.G. Gokhale)
CE (Commercial Division)
NHPC LIMITED
Commercial Division
FARIDABAD



Name of the Petitioner : **NHPC LIMITED**
 Name of the Generating Station : **TEESTA LOW DAM - III POWER STATION**
 Place (Region/District/State): **Eastern / Darjeeling / West Bengal**

Statement showing claimed capital cost

(₹ in Lakh)

Sl. No.	Particulars	2014-15	2015-16	2016-17	2017-18	2018-19
1	2	3	4	5	6	7
1	Opening Capital Cost	182919.45 *	1,86,264.63	1,88,523.78	1,91,164.42	1,91,683.00
2	Add : Addition during the year / period	3,613.32	1,765.77	1,877.78	382.16	2463.02 **
3	Less : De-capitalisation during the year / period	3,103.00	316.25	38.62	0.00	0.00
4	Less : Reversal during the year / period	0.00	0.00	0.00	0.00	0.00
5	Add : Discharges during the year / period	2,834.87	809.63	801.48	136.42	294.87 **
6	Closing Capital Cost	1,86,264.63	1,88,523.78	1,91,164.42	1,91,683.00	1,94,440.89
7	Average Capital Cost	1,84,592.04	1,87,394.21	1,89,844.10	1,91,423.71	1,93,061.95

FORM-1(II)

Statement showing Return on Equity


(₹ in Lakh)

Sl. No.	Particulars	2014-15	2015-16	2016-17	2017-18	2018-19
1	2	3	4	5	6	7
1	Opening Equity	54875.83 *	55,879.39	56,557.13	57,349.33	57,504.90
2	Add : Increase due to addition during the year / period	1,084.00	529.73	563.33	114.65	738.91
3	Less : Decrease due to de-capitalisation during the year / period	930.90	94.88	11.59	0.00	0.00
4	Less : Decrease due to reversal during the year / period	0.00	0.00	0.00	0.00	0.00
5	Add : Increase due to discharges during the year / period	850.46	242.89	240.44	40.93	88.46
6	Closing Equity	55,879.39	56,557.13	57,349.33	57,504.90	58,332.27
7	Average Equity	55,377.61	56,218.26	56,953.23	57,427.11	57,918.58
8	Rate of ROE	21.089%	21.140%	20.973%	21.114%	21.032%
9	Return on Equity	11,678.56	11,884.40	11,944.89	12,124.88	12,181.54


* Opening Capital cost and Equity for the period of 2014-15 has been considered as per revised forms filed with CERC.

** Projected data for the tariff period 2018-19

For Lodha & Co
Chartered Accountants
FRN No. 301051E



Partner : H. K. Verma
M. No. 055104



For NHPC LTD.

(M.G. Gokhale)
CE (Comml.)
Commercial Division



Actual O&M Expenses
Teesta Low Dam-III Power Station

(Amount ₹ in Lacs)

Sl. No.	Particulars	2014-15	2015-16	2016-17	2017-18
(A)	Employee Expenses				
	Employees' Benefits Expense (Excluding CO/ED Office Share)	2,593.56	2,712.46	3,048.76	3,158.16
	ED/CO Share	978.30	1,147.52	2,290.14	2,484.44
	Apportionment of non-allocable RO/CO/LO expenses				
	Employee Benefit Expenses booked through Other Comprehensive Income (OCI) towards defined benefit plans				
	Total Employee Remuneration & Benefits (A)	3,571.86	3,859.98	5,338.91	5,642.60
(B)	GENERATION, ADMINISTRATION AND OTHER EXPENSES				
a.	GENERATION & REPAIRS & MAINTENANCE EXPENSES				
	Consumption of stores and spare	265.59	238.62	194.01	85.45
	Direct Expenditure on Contract, Project Management and Consultancy Works	-	-	-	-
	REPAIRS & MAINTENANCE				
	REPAIRS & MAINTENANCE-Building	159.23	181.76	168.06	290.11
	REPAIRS & MAINTENANCE-Machinery	229.34	296.61	346.94	303.27
	REPAIRS & MAINTENANCE-Others	496.19	372.10	371.86	401.89
	Sub Total (a)	1,150.35	1,089.10	1,080.87	1,080.71
b.	ADMINISTRATION EXPENSES				
	Rent and Hire Charges	118.23	136.14	119.88	132.02
	Rates and taxes	8.99	8.79	9.44	27.91
	Insurance	308.34	460.95	474.34	438.63
	Reimbursement towards claim from Self insurance fund	-	-	-	-
	Security expenses	667.05	662.07	858.88	890.95
	Electricity Charges	259.59	245.76	255.82	246.22
	Travelling and Conveyance	57.91	49.90	53.13	56.12
	Expenses on vehicles	104.95	77.29	81.45	54.25
	Telephone, telex and Postage	34.00	40.72	40.61	45.70
	Advertisement and publicity	29.75	40.16	13.28	16.68
	Entertainment and hospitality expenses	-	0.34	0.42	0.38
	Printing and stationery	20.27	13.21	18.44	11.27
	Books & Periodicals	-	0.36	0.75	0.66
	Consultancy charges - Indigenous	36.58	51.93	67.78	126.63
	Expenses on compensatory afforestation/ catchment area treatment/ environmental expenses	25.47	21.31	12.97	0.32
	Exps Incurred on Maintenance / Creation of Facilities not Controlled by Company	-	-	-	-
	Other general expenses	243.64	218.76	253.79	251.09
	Exchange rate variation	9.80	27.85	4.21	27.09
	Audit expenses	1.39	0.81	0.74	0.89
	Loss on Assets	-	-	-	-
	Interest on Arbitration/ Court Cases	-	-	-	-
	Rebate to customers	-	-	-	-
	Compensation paid to Land Evacuate	-	-	-	-
	Losses out of insurance claims (upto excess clause)	-	-	-	-



Sl. No.	Particulars	2014-15	2015-16	2016-17	2017-18
	Losses out of insurance claims (beyond excess clause)	-	-	-	-
	Assets / claims written off	-	-	-	-
	Expenditure on Self Generated VER's	-	-	-	-
	Bad and doubtful Debts provided	-	-	-	-
	Bad and doubtful claims provided	-	-	-	-
	Diminution in value of stores and spares	-	-	-	-
	Expenses for Regulated Power	-	-	-	-
	Less: - Exp Recoverable on Regulated Power	-	-	-	-
	Project expenses provided for	-	-	-	-
	Provision for fixed assets/ stores provided for	-	-	-	-
	Others	-	-	-	-
	Sub Total (b)	1,925.99	2,056.37	2,265.92	2,326.80
c.	C.O./Regional Office Expenses	309.95	256.30	348.99	372.89
	Sub-Total B (a+b+c)	3,386.28	3,401.77	3,695.78	3,780.40
	Grand Total C = A+B	6,958.13	7,261.75	9,034.69	9,423.01
	Less Receipt & Recoveries	1171.00	116.00	127.00	231.00
	Net Expenses	5,787.13	7,145.75	8,907.69	9,192.01

Note:-

- 1 Above expenditures do not include Water usage charges, Interest to beneficiary states (including provisions) & CSR expenses.
- 2 Actual O & M expenses has been escalated @6.64% to arrive at 2018-19 Level.

For Lodha & Co
Chartered Accountants
FRN No. 301051E
Partner : H. K. Verma
M. No. 055104



For NHPC LTD.

(M.G. Gokhale)
CE (Commercial)
Commercial Division



Details of COD, Type of hydro station, Normative Annual Plant Availability Factor(NAPAF) & Other normative parameters considered for tariff calculation

Name of the Petitioner: **NHPC Limited**
Name of the Generating Station: **Teesta Low Dam-III Power Station**

	Particulars	Unit	Existing 2013-14	2014-15	2015-16	2016- 17	2017-18	2018-19
	1	2	3	4	5	6	7	8
1	Installed Capacity	MW	132	132				
2	Free power to home state	%	13*	13*				
3	Date of commercial operation (actual/anticipated)							
	Unit-1		19.05.2013	19.05.2013				
	Unit-2		01.04.2013	01.04.2013				
	Unit-3		01.04.2013	01.04.2013				
	Unit-4		01.05.2013	01.05.2013				
4	Type of Station							
	a) Surface/underground		Surface	Surface				
	b) Purely ROR/ Pondage/Storage		ROR with Small Pondage	ROR with Small Pondage				
	c) Peaking/non-peaking		Peaking	Peaking				
	d) No. of hours of peaking		Three	Three				
	e) Overload capacity(MW) & period		10%	10%				
5	Type of excitation							
	a) Rotating exciters on generator							
	b) Static excitation		Static (Digital)	Static (Digital)				
6	Design Energy (Annual) ¹	GWh	594.07 MU	594.07 MU				
7	Auxiliary Consumption including Transformation losses	%	1	1				
8	Normative Plant Availability Factor (NAPAF)	%	85	85				
9.1	Maintenance Spares for WC	% of O&M	15	15				
9.2	Receivables for WC	in Months	2	2				
9.3	Base Rate of Return on Equity	%	16.5	16.5				
9.4	Tax Rate ²	%	20.961	20.961	21.342	21.342	21.342	21.549
9.5	Effective Tax Rate ⁴	%	20.961	21.760	21.948	21.328	21.851	21.549
9.6	SBI Base Rate + 350 basis points as on 01.04.2014 ³	%	13.20%	13.50%				

1. Month wise 10-day Design energy figures to be given separately with the petition.
2. Tax rate applicable to the company for the year FY 2013-14 should also be furnished.
3. Mention relevant date
4. Effective tax rate is to be computed in accordance with Regulation 25 i.e. actual tax (or advance tax)/gross income, where gross income refers the profit before tax.

*Government of West Bengal had agreed to forego 12 % free power and to absorb the entire power generated from this project. However , in the event of allocation of the power of this project to other State(s) by Ministry of Power then West Bengal will get 12 % free power.

For Lodha & Co

Chartered Accountants

FRN No. 301051E

KOLKATA

Partner : H. K. Varma

M. No. 055104

For NHPC Limited

(M.G. Gokhale)

CE (Comml.)

Commercial Division

SALIENT FEATURES OF HYDROELECTRIC PROJECT

Name of the Petitioner: **NHPC Limited**
 Name of the Generating Station: **Teesta Low Dam-III Power Station**


1. Location	
State / Distt.	West Bengal/Darjeeling
River	Teesta
2. Diversion Channel	
Size, shape	Trapizoidal
Length	837 m
3. Dam	
Type	RCC Raft with Piers
Maximum barrage height (M)	32 m
4. Spillway	
Type	Gated weir with Breast wall
Crest level of spillway (M) (EL)	183 m
5. Reservoir	
Full Reservoir Level (FRL) (M) (EL)	208 m
Minimum Draw Down Level (MDDL) (EL)	203 m
Live storage (MCM)	6.79 MCM
6. Desilting Chamber	
Type	N.A
Number and Size	N.A
Particle size to be removed (mm)	N.A
7. Head Race Tunnel	
Size and type	N.A
Length (M)	N.A
Design discharge (Cumecs)	N.A
8. Surge Shaft	
Type	N.A
Diameter (M)	N.A
Height (M)	N.A
9. Penstock/Pressure shafts	
No. & Type	Steel lined
Diameter	7 m
Length	50 m each
10. Power House	
Installed capacity (No of units x MW)	132 MW (4 X 33 MW)
Type of turbine	Kaplan
Rated Head (M)	21.34
Rated Discharge (Cumecs)	173.4 per unit
Head at Full Reservoir Level (M)	23.01
Head at Minimum Draw down Level (M)	18.01
MW Capability at FRL	132 MW
11. Tail Race Tunnel	
Base width (M), shape	88m, Trapizoidal
Length (M)	100 m
Minimum tail water level (EL)	182.73 m
12. Switchyard	
Type of Switch gear	GIS
No. of generator bays	4
No. of Bus coupler bays	1
No. of line bays	2

Note : Specify limitation on generation during specific time period on account of restriction(s) on water use due to irrigation, drinking water, industrial, environmental considerations etc.

For Lodha & Co

Chartered Accountants

FRN No. 301051


 Partner : H. Verma
 M. No. 05510



For NHPC Limited

(M.G. Gokhale)

CE (Comm)

Commercial Division



Details of Foreign loans

(Details only in respect of loans applicable to the project under petition)

Name of the Petitioner **NHPC Limited**
 Name of the Generating Station **Teesta Low Dam-III Power Station**
 Exchange Rate at COD
 Exchange Rate as on 31.3.2014

Sl.	Financial Year (Starting from COD)	Year 1				Year 2				Year 3 and so on			
		2	3	4	5	6	7	8	9	10	11	12	13
		Date	Amount (Foregin Currency)	Relevant Exchange Rate	Amount (Rs. Lakh)	Date	Amount (Foregin Currency)	Relevant Exchange Rate	Amount (Rs. Lakh)	Date	Amount (Foregin Currency)	Relevant Exchange Rate	Amount (Rs. Lakh)
	Currency1¹												
A	1 At the date of Drawl ²												
	2 Scheduled repayment date of principal												
	3 Scheduled payment date of interest												
	4 At the end of Financial year												
B	In case of Hedging ³												
	1 At the date of hedging												
	2 Period of hedging												
	3 Cost of hedging												
	Currency2¹												
A	1 At the date of Drawl ²												
	2 Scheduled repayment date of principal												
	3 Scheduled payment date of interest												
	4 At the end of Financial year												
B	In case of Hedging ³												
	1 At the date of hedging												
	2 Period of hedging												
	3 Cost of hedging												
	Currency3¹ & so on												
A	1 At the date of Drawl ²												
	2 Scheduled repayment date of principal												
	3 Scheduled payment date of interest												
	4 At the end of Financial year												
B	In case of Hedging ³												
	1 At the date of hedging												
	2 Period of hedging												
	3 Cost of hedging												

Not Applicable


1. Name of the currency to be mentioned e.g. US\$, DM, etc.
2. In case of more than one drawl during the year, Exchange rate at the date of each drawl to be given
3. Furnish details of hedging, in case of more than one hedging during the year or part hedging, details of each hedging are to be given
4. Tax (such as withholding tax) details as applicable including change in rates, date from which change effective etc. must be clearly indicated.

For Lodha & Co
Chartered Accountants
FRN No. 301051E



For NHPC Limited

(M.G. Gokhale)
CE (Comm.)
Commercial Division



Details of Foreign Equity


(Details only in respect of Equity infusion if any applicable to the project under petition)


Name of the Petitioner : **NHPC Limited**
 Name of the Generating Station : **Teesta Low Dam-III Power Station**
 Exchange Rate on date/s if infusion :

Sl.	Financial Year	Year 1				Year 2				Year 3 and so on			
		1	2	3	4	5	6	7	8	9	10	11	12
		Date	Amount (Foregin Currency)	Exchang e Rate	Amount (Rs. Lakh)	Date	Amount (Foregin Currency)	Exchang e Rate	Amount (Rs. Lakh)	Date	Amount (Foregin Currency)	Exchang e Rate	Amount (Rs. Lakh)
	Currency1¹												
A 1	At the date of infusion ²												
	2												
	3												
	Currency2¹												
A 1	At the date of infusion ²												
	2												
	3												
	Currency3¹												
A 1	At the date of infusion ²												
	2												
	3												
	Currency4¹ & so on												
A 1	At the date of infusion ²												
	2												
	3												

Not Applicable

1. Name of the currency to be mentioned e.g. US\$, DM, etc.
2. In case of equity infusion more than once during the year, Exchange rate at the date of each infusion to be given.

For Lodha & Co
 Chartered Accountants
 FRN No. 301051E

 Partner : H. K. Verma
 M. No. 055104



For NHPC Limited

 (M.G. Gokhale)
 CE (Comml.)
 Commercial Division



Abstract of Admitted Capital Cost for the existing Projects

Name of the Petitioner :

NHPC Limited


Name of the Generating Station :

Teesta Low Dam-III Power Station

	Capital Cost as admitted by CERC	
a)	Capital cost admitted as on 31.03.2014	₹ 186643.16 Lakh *
	(Give reference of the relevant CERC Order with Petition No. & Date)	CERC Order dated 22.01.2015 in petition no. 115/GT/2013
b)	Foreign Component, if any (In Million US \$ or the relevant Currency)	NIL
c)	Foreign Exchange rate considered for the admitted Capital cost (Rs Lakh)	NIL
d)	Total Foreign Component (Rs. Lakh)	NIL
e)	Domestic Component (Rs. Lakh.)	₹ 186643.16 Lakh *
f)	Hedging cost, if any, considered for the admitted Capital cost (Rs Lakh)	NIL
	Total Capital cost admitted (Rs. Lakh) (d+e+f)	₹ 186643.16 Lakh *

* NHPC has submitted revised separate petition for the period 2013-14 in which the claimed capital cost as on 31.03.2014 is ₹ 182919.45 Lakh.

For Lodha & Co
Chartered Accountants
FRN No. 301051E


Partner : H. K. Verma
M. No. 055104



For NHPC Limited


(M.G. Gokhale)
CE (Comm.)
Commercial Division



Abstract of Capital Cost Estimates and Schedule of Commissioning for the New Projects

Name of the Petitioner : NHPC Limited
 Name of the Generating Station : Teesta Low Dam-III Power Station

New Projects**Capital Cost Estimates**

Board of Director/ Agency approving the Capital cost estimates:	Not Applicable	
Date of approval of the Capital cost estimates:		
	Present Day Cost	Completed Cost
Price level of approved estimates	As on End of ____ Qtr. Of the year _____	As on scheduled COD of the Station
Foreign Exchange rate considered for the Capital cost estimates		
Capital Cost excluding IDC, IEDC & FC		
Foreign Component, if any (In Million US \$ or the relevant currency)		
Domestic Component (Rs. Lakh)	Not Applicable	
Capital cost excluding IDC, IEDC, FC, FERV & Hedging Cost (Rs. Lakh)		
IDC, IEDC, FC, FERV & Hedging Cost		
Foreign Component, if any (In Million US \$ or the relevant currency)		
Domestic Component (Rs. Lakh)	Not Applicable	
Total IDC, IEDC, FC, FERV & Hedging Cost (Rs.)		
Rate of taxes & duties considered		
Capital cost including IDC, IEDC, FC, FERV & Hedging Cost		
Foreign Component, if any (In Million US \$ or the relevant currency)		
Domestic Component (Rs. Lakh)	Not Applicable	
Capital cost including IDC, IEDC & FC (Rs.)		
Schedule of Commissioning as per investment approval	Not Applicable	
Scheduled COD of Unit-I		
Scheduled COD of Unit-II		
.....		
.....		
Scheduled COD of last Unit/Station		

Note:

1. Copy of approval letter should be enclosed
2. Details of Capital Cost are to be furnished as per FORM-5B or 5C as applicable.
3. Details of IDC & Financing Charges are to be furnished as per FORM-14.


For Lodha & Co

Chartered Accountants

FRN No. 3010516

Partner : H. K. Verma

M. No. 055104



For NHPC Limited

(M.G.Gokhale)

CE (Comm)

Commercial Division

ARIDABAD



Break-up of Capital Cost for New Hydro Power Generating Station

Name of the Petitioner :

NHPC Limited

Name of the Generating Station :

Teesta Low Dam-III Power Station

(Amount in Lakh)

Sl. No.	Break Down	Original cost as approved by Authority/Investment Approval	Actual Capital Expenditure as on actual / anticipated COD	Liabilities / Provisions	Variation	Reason for Variation
1	2	3	4	5	6=3-4-5	7
1.0	Infrastructure Works					
1.1	Preliminary including Development					
1.2	Land *					
1.3	R&R Expenditure					
1.4	Buildings					
1.5	Township					
1.6	Maintenance					
1.7	Tools & Plants					
1.8	Communication					
1.9	Environment & Ecology					
1.10	Losses on stock					
1.11	Receipt & Recoveries					
1.12	Total (Infrastructure works)					
2.0	Major Civil Works					
2.1	Dam, Intake & Desilting Chambers					
2.2	HRT, TRT, Surge Shaft & Pressure shafts					
2.3	Power Plant civil works					
2.4	Other civil works (to be specified)					
2.5	Total (Major Civil Works)					
3.0	Hydro Mechanical equipments					
4.0	Plant & Equipment					
4.1	Initial spares of Plant & Equipment					
4.2	Total (Plant & Equipment)					
5.0	Taxes and Duties					
5.1	Custom Duty					
5.2	Other taxes & Duties					
5.3	Total Taxes & Duties					
6.0	Construction & Pre-commissioning expenses					
6.1	Erection, testing & commissioning					
6.2	Construction Insurance					
6.3	Site supervision					
6.4	Total (Const. & Pre-commissioning)					
7.0	Overheads					
7.1	Establishment					
7.2	Design & Engineering					
7.3	Audit & Accounts					
7.4	Contingency					
7.5	Rehabilitation & Resettlement					
7.6	Total (Overheads)					
8.0	Capital Cost without IDC, FC, FERV & Hedging Cost					
9.0	IDC, FC, FERV & Hedging Cost					
9.1	Interest During Construction (IDC)					
9.2	Financing Charges (FC)					
9.3	Foreign Exchange Rate Variation (FERV)					
9.4	Hedging Cost					
9.5	Total of IDC, FC, FERV & Hedging Cost					
10.0	Capital cost including IDC, FC, FERV & Hedging Cost					


Not Applicable

*Provide details of Freehold Land, Leasehold Land and Land under reservoir separately

Note:

- In case of cost variation, a detailed note giving reasons of such variation should be submitted clearly indicating whether such cost over-run was beyond the control of the generating company.
- In case of both time & cost overrun, a detailed note giving reasons of such time and cost over-run should be submitted clearly bringing out the agency responsible and whether such time and cost overrun was beyond the control of the generating company.
- The implication on cost due to time over run, if any shall be submitted separately giving details of increase in prices in different packages from scheduled COD to Actual COD/anticipated COD, increase in IEDC from scheduled COD to actual COD/anticipated COD and increase of IDC from scheduled COD to actual anticipated COD.
- Impact on account of each reason for Time over run on Cost of project should be quantified and substantiated with necessary documents and supporting workings.
- A list of balance work assets/work wise including initial spare on original scope of works along with estimate shall be furnished positively.

For Lodha & Co
Chartered Accountants
FRN No. 301051E
Partner : H. K. Verma
M. No. 055104



For NHPC Limited

(M.G. Gokhale)
CE (Comm.)
Commercial Division



Break-up of Capital Cost for Plant & Equipment (New Projects)

Name of the Petitioner :

NHPC Limited

Name of the Generating Station :

Teesta Low Dam-III Power Station

(Amount in Lakh)

Sl. No.	Break Down	Original cost as approved by Authority/Investment Approval ¹	Cost on Actual/anticipated COD ¹	Variation	Reason for Variation *
1	2	Total Cost	Total Cost	3	4
1.0	Generator,turbine & Accessories				
1.1	Generator package				
1.2	Turbine package				
1.3	Unit control Board				
1.4	C&I package				
1.5	Bus Duct of GT connection				
1.6	Total (Generator, turbine & Accessories)				
2.0	Auxiliary Electrical Equipment				
2.1	Step up transformer				
2.2	Unit Auxiliary Transformer				
2.3	Local supply transformer				
2.4	Station transformer				
2.5	SCADA				
2.6	Switchgear, Batteries, DC dist. Board				
2.7	Telecommunication equipment				
2.8	Illumination of Dam, PH and Switchyard				
2.9	Cables & cable facilities, grounding				
2.10	Diesel generating sets				
2.11	Total (Auxiliary Elect. Equipment)				
3.0	Auxiliary equipment & services for power station				
3.1	EOT crane				
3.2	Other cranes				
3.3	Electric lifts & elevators				
3.4	Cooling water system				
3.5	Drainage & dewatering system				
3.6	Fire fighting equipment				
3.7	Air conditioning, ventilation and heating				
3.8	Water supply system				
3.9	Oil handling equipment				
3.10	Workshop machines & equipment				
3.11	Total (Auxiliary equip. & services for PS)				
4.0	Switchyard package				
5.0	Initial spares for all above equipments				
6.0	Total Cost (Plant & Equipment) excluding IDC, FC, FERV & Hedging Cost				
7.0	IDC, FC, FERV & Hedging Cost				
7.1	Interest During Construction (IDC)				
7.2	Financing Charges (FC)				
7.3	Foreign Exchange Rate Variation (FERV)				
7.4	Hedging Cost				
7.5	Total of IDC, FC, FERV & Hedging Cost				
8.0	Total Cost (Plant & Equipment) including IDC, FC, FERV & Hedging cost)				

Not Applicable

Note:

1. In case of cost variation, a detailed note giving reasons of such variation should be submitted clearly indicating whether such cost overrun was beyond the control of the generating company.

For Lodha & Co
Chartered Accountants
FRN No. 301057E
Partner : H. K. Verma
M. No. 05510



For NHPC Limited

(M.G.Gokhale)
CE (Comm.)
Commercial Division



Break-up of Construction/Supply/Service packages

Name of the Petitioner :

NHPC Limited

Name of the Generating Station :

Teesta Low Dam-III Power Station

1	Name/No. of Construction / Supply / Service Package	Package A	Package B	Package C	Total Cost of all packages
2	Scope of works ¹ (in line with head of cost break-ups as applicable)					
3	Whether awarded through ICB/DCB/ Departmentally/Deposit Work					
4	No. of bids received	Not Applicable				
5	Date of Award					
6	Date of Start of work					
7	Date of Completion of Work/Expected date of completion of work					
8	Value of Award ² in (Rs. Lakh)					
9	Firm or With Escalation in prices					
10	Actual capital expenditure till the completion or up to COD whichever is earlier(Rs.Lakh)					
11	Taxes & Duties and IEDC (Rs. Lakh)					
12	IDC, FC, FERV & Hedging cost (Rs. Lakh)					
13	Sub -total (10+11+12) (Rs. Lakh)					

Note:

1. If there is any package, which need to be shown in Indian Rupee and foreign currency (ies), the same should be shown separately along with the currency, the exchange rate and the date.

For Lodha & Co

Chartered Accountants

FRN No. 301051

H. K. Verma
 Partner : H. K. Verma
 M. No. 055104



For NHPC Limited

M.G. Gokhale

(M.G. Gokhale)

CE (Comm)

Commercial Division



In case there is cost over run

Name of the Petitioner : NHPC Limited
 Name of the Generating Station : Teesta Low Dam-III Power Station

Sl. No.	Break Down	Original cost as approved by Board Members (Rs in Lakhs)	Actual/Estimated Cost as incurred/to be incurred (Rs Lakh)	Difference	Reason for Variation (Please submit supporting computations and documents wherever applicable)	Increase in soft cost due to increase in hard cost
		Total Cost	Total Cost	Total Cost		
1.0	Cost of Land & Site Development					
1.1	Land*					
1.2	Rehabilitation & Resettlement (R&R)					
1.3	Preliminary investigation & Site Development					
2.0	Plant & Equipment					
2.1	Steam Generator Island					
2.2	Turbine Generator Island					
2.3	BOP Mechanical					
2.3.1	Fuel Handling & Storage system					
2.3.2	External water supply system					
2.3.3	DM water Plant					
2.3.4	Clarification plant					
2.3.5	Chlorination Plant					
2.3.6	Fuel Handling & Storage system					
2.3.7	Ash Handling System					
2.3.8	Coal Handling Plant					
2.3.9	Rolling Stock and Locomotives					
2.3.10	MGR					
2.3.11	Air Compressor System					
2.3.12	Air Condition & Ventilation System					
2.3.13	Fire fighting System					
2.3.14	HP/LP Piping					
	Total BOP Mechanical					
2.4	BOP Electrical					
2.4.1	Switch Yard Package					
2.4.2	Transformers Package					
2.4.3	Switch gear Package					
2.4.4	Cables, Cable facilities & grounding					
2.4.5	Lighting					
2.4.6	Emergency D.G. set					
	Total BOP Electrical					
2.5	Control & Instrumentation (C & I) Package					
	Total Plant & Equipment excluding taxes & Duties					
3	Initial Spares					
4	Civil Works					
4.1	Main plant/Adm. Building					
4.2	CW system					
4.3	Cooling Towers					
4.4	DM water Plant					
4.5	Clarification plant					
4.6	Chlorination plant					
4.7	Fuel handling & Storage system					
4.8	Coal Handling Plant					
4.9	MGR & Marshalling Yard					
4.10	Ash Handling System					
4.11	Ash disposal area development					
4.12	Fire fighting System					
4.13	Township & Colony					
4.14	Temp. construction & enabling works					
4.15	Road & Drainage					
	Total Civil works					
5.0	Construction & Pre- Commissioning Expenses					
5.1	Erection Testing and commissioning					
5.2	Site supervision					
5.3	Operator's Training					
5.4	Construction Insurance					
5.5	Tools & Plant					
5.6	Start up fuel					
	Total Construction & Pre- Commissioning Expenses					
6.0	Overheads					
6.1	Establishment					
6.2	Design & Engineering					
6.3	Audit & Accounts					
6.4	Contingency					
	Total Overheads					
7.0	Capital cost excluding IDC & FC					
8.0	IDC, FC, FERV & Hedging Cost					
8.1	Interest During Construction (IDC)					
8.2	Financing Charges (FC)					
8.3	Foreign Exchange Rate Variation (FERV)					
8.4	Hedging Coat					
	Total of IDC, FC, FERV & Hedging Cost					
9.0	Capital cost including IDC, FC, FERV & Hedging Cost					

Not Applicable

*Submit details of Freehold and Lease hold land
 Note: Impact on account of each reason for Cost overrun should be quantified and substantiated with necessary documents and supporting workings.

For Lodha & Co
 Chartered Accountants
 FRN No. 30105/E
 Partner: H. K. Lodha
 M. No. 055104



For NHPC Limited
 NHPC LIMITED
 (M.S. & S.E.)
 CE (Commercial Division)
 Faridabad



In case there is time over run

Name of the Petitioner :

NHPC Limited

Name of the Generating Station :


Teesta Low Dam-III Power Station

S. No.	Description of Activity/Works/Service	Original Schedule (As per Planning)		Actual Schedule (As per Actual)		Time Over-Run Days	Reasons for delay	Other Activity effected (Mention Sr No of activity affected)
		Start Date	Completion Date	Actual Start Date	Actual Completion Date			
1								
2								
3		Not Applicable						
4								
5								
6								
7								
8								
9								
10								

1. Delay on account of each reason in case of time overrun should be quantified and substantiated with necessary documents and supporting workings.

2. Indicates the activities on critical path.

For Lodha & Co
Chartered Accountants
FRN No. 30105/E



Partner : H. K. Verma
M. No. 055104

For NHPC Limited



(M.G. Gokhale)
CE (Comm.)
Commercial Division


In case there is claim of additional RoE

Name of the Petitioner : NHPC Limited
 Name of the Generating Station : Teesta Low Dam-III Power Station

S. No.	Completion Time as per Investment approval (Months)				Actual Completion time				Qualifying time schedule (as per regulation)
	Start Date	Scheduled COD (Date)	Months	Installed Capacity	Start Date	Actual COD (Date)	Actual Completion time in Months	Tested Capacity	Months
Unit 1									
Unit 2	Not Applicable								
Unit 3									
Unit 4									
....									
.....									

Note: Necessary documentary evidence in support of actual completion time to be submitted in accordance with Regulation 5(1).

For Lodha & Co
 Chartered Accountants
 FRN No. 301051E



Partner : H. K. Verma
 M. No. 055104



For NHPC Limited



(M.G. Gokhale
 CE (Comm.)
 Commercial Division



Financial Package upto COD

Name of the Petitioner : **NHPC Limited**
Name of the Generating Station : **Teesta Low Dam-III Power Station**
Project Cost as on COD¹ 179042.91* Lacs
Date of Commercial Operation of the Station² 19.05.2013

(Amount ₹ in Lacs)

1	Financial Package as Approved		Financial Package as on COD		As Admitted on COD	
	Amount ³		Amount ³		Currency and Amount ³	
	2	3	4	5	6	7
FOREIGN LOAN				0		
LIC			INR	14000.00		
UCO BANK			INR	19166.67		
PFC LTD.			INR	32500.00		
PUNJAB & SIND BANK			INR	12000.00		
Q-SERIES BONDS			INR	4500.00		
R1 Series Bonds			INR	4920.00		
STATE BANK OF INDIA			INR	11500.00		
*FRESH BORROWINGS			INR	26743.37		
Total Loan				125330.04		
Equity						
GoI/IPO/IR			INR	53712.87		
TOTAL EQUITY				53712.87		
Debt : Equity Ratio	70:30					

* As per filed petition (revised) for the period 2013-14 . Order yet to be issued.

Note:


1. Say Rs. 80 Cr. + US\$ 200m or Rs.1320 Cr.including US\$ 200m at an exchange rate of US \$=Rs 62

² Date of Commercial Operation means Commercial Operation of the last unit

³ For example : US \$, 200M etc.etc

For Lodha & Co
Chartered Accountants
FRN No. 301051E

Partner : H. K. Verma
M. No. 055104



63

For NHPC Limited

(M.G. Gokhale)
CE (Comm)
Commercial Division



Details of Project Specific Loans

Name of the Petitioner :

NHPC Limited

Name of the Generating Station :

Teesta Low Dam-III Power Station

(Amount ₹ in Lacs)

Particulars	Package1	Package2	Package3	Package4	Package5	Package6
1	2	3	4	5	6	7
Source of Loan ¹	PFC Ltd.	Normative Loan				
Currency ²	INR	INR				
Amount of Loan sanctioned	50000.00	28468.07				
Amount of Gross Loan drawn upto 31.03.2009/COD ^{3,4,5,13,15}	50000.00	26743.37				
Interest Type ⁶	FLOATING with interest rate reset every third year. Presently 7.93% w.e.f 15.10.2016	Fixed				
Fixed Interest Rate, if applicable	N.A.	10.505% [#]				
Base Rate, if Floating Interest ⁷	3Year AAA Bond Yield	N.A.				
Margin, if Floating Interest ⁸	0.50%	N.A.				
Are there any Caps/Floor ⁹	N.A.	N.A.				
If above is yes,specify caps/floor	N.A.	N.A.				
Moratorium Period ¹⁰	28 MONTHS	6 MONTHS				
Moratorium effective from	17-09-2007	19-05-2013				
Repayment Period ¹¹	10 YEARS	12 YEARS				
Repayment effective from	15-01-2010	19-11-2013				
Repayment Frequency ¹²	QUARTERLY	HALF YEARLY				
Repayment Instalment ^{13,14}	1250.00	1186.17				
Base Exchange Rate ¹⁶	N.A.	N.A.				
Are Foreign currency hedged?	N.A.	N.A.				
If above is yes,specify details.17	N.A.	N.A.				

* Loan from PFC Ltd. has been replaced with W1-Series Bonds on 15.09.2017.

Weighted Average Annualized rate of Loan of TLDP-III as on 31.03.2014.

- Source of loan means the agency from whom the loan has been taken such as WB, ADB, WMB, PNB, SBI, ICICI, IFC, PFC etc.
- Currency refers to currency of loan such as US\$, DM, Yen, Indian Rupee etc.
- Details are to be submitted as on 31.03.2014 for existing assets and as on COD for the remaining assets.
- Where the loan has been refinanced, details in the Form is to be given for the loan refinanced. However, the details of the original loan is to be given separately in the same form.
- If the Tariff in the petition is claimed separately for various units, details in the Form is to be given separately for all the units in the same form.
- Interest type means whether the interest is fixed or floating.
- Base rate means the base as PLR, LIBOR etc. over which the margin is to be added. Applicable base rate on different dates from the date of drawl may also be enclosed.
- Margin means the points over and above the floating rate.
- At times caps/floor are put at which the floating rates are frozen. If such a condition exists, specify the limits.
- Moratorium period refers to the period during which loan servicing liability is not required.
- Repayment period means the repayment of loan such as 7 years, 10 years, 25 years etc.
- Repayment frequency means the interval at which the debt servicing is to be done such as monthly, quarterly, half yearly, annual, etc.
- Where there is more than one drawl/repayment for a loan, the date & amount of each drawl/repayment may also be given separately.
- If the repayment instalment amount and repayment date can not be worked out from the data furnished above, the repayment schedule to be furnished separately.
- In case of Foreign loan,date of each drawal & repayment alongwith exchange rate at that date may be given.
- Base exchange rate means the exchange rate prevailing as on 31.03.2009 for existing assets and as on COD for the remaining assets.
- In case of hedging, specify details like type of hedging, period of hedging, cost of heging, etc.
- In case of foreign loans, provide details of exchange rate considered on date of each repayment of principal and date of interest payment.
- At the time of truing up rate of interest with relevant reset date (if any) to be furnished separately
- At the time of truing up provide details of refinancing of loans considered earlier. Details such as date on which refinancing done, amount of refinanced loan, terms and conditions of refinanced loan, financing and other charges incurred for refinancing etc.
- Call or put option, if any exercised by the generating company for refinancing of loan.
- Copy of loan agreement.

For Lodha & Co
Chartered Accountants
FRN No. 301051E

Partner : H.K. Verma
M. No. 055104



For NHPC Limited

(M.G.Gokhale)
CE (Comm.)
Commercial Division





Details of Allocation of corporate loans to various projects

Name of the Petitioner : **NHPC Limited**
Name of the Generating Station : **Teesta Low Dam-III Power Station**

(Amount ₹ in Lacs)

Particulars	Package1	Package 2	Package3	Package4	Package5	Package6	Package7	Package8	Package9	Package10	Package11	Package12	Remarks
1	2	3	4	5	6	7	8	9	10	11	12	13	13
Source of Loan ¹	LIC	UCO BANK **	Punjab & Sind Bank **	State Bank of India - 1000 crore ***	State Bank of Hyderabad *	State Bank of India - 460 crore ***	Q-SERIES BONDS	R-1 SERIES BONDS	V - SERIES BONDS	V-2 SERIES BONDS	W-1 SERIES BONDS	W-2 SERIES BONDS	
Currency ²	INR	INR	INR	INR	INR	INR	INR	INR	INR	INR	INR	INR	
Amount of Loan sanctioned	650000	100000	20000	100000	50000	46000	126600	8220	77500	147500	150000	75000	
Amount of Gross Loan drawn upto 31.03.2014/COD ^{3,4,5,13,15}	189600	100000	20000	100000	50000	46000	126600	8220	77500	147500	150000	75000	
Interest Type ⁶	Fixed	Floating	Floating	Floating	Floating	Floating	Fixed	Fixed	Fixed	Fixed	Fixed	Fixed	
Fixed Interest Rate, if applicable	N.A.	N.A.	N.A.	N.A.	N.A.	N.A.	9.25%	8.70%	6.84%	7.52%	6.91%	7.35%	
Base Rate, if Floating Interest ⁷	Annualized yield of 13 year G-Sec rate+75 bps up to 31.03.2012,Weighted Average applicable rate of 9.118% w.e.f. 01.04.2012	Base Rate	Base Rate	Base Rate Plus Margin Present effective rate 10.00%+0.49% =10.49% from 20.06.2016 on one year MCLR (current MCLR is 8.00%)	Base Rate	1 Year MCLR	N.A.	N.A.	N.A.	N.A.	N.A.	N.A.	
Margin, if Floating Interest ⁸	N.A.	Nil	Nil	Nil	Nil	Nil	Nil	Nil	N.A.	N.A.	N.A.	N.A.	
Are there any Caps/Floor ⁹	N.A.	N.A.	N.A.	N.A.	N.A.	N.A.	N.A.	N.A.	N.A.	N.A.	N.A.	N.A.	
If above is yes,specify caps/floor	N.A.	N.A.	N.A.	N.A.	N.A.	N.A.	N.A.	N.A.	N.A.	N.A.	N.A.	N.A.	
Moratorium Period ¹⁰	7 Years 2 & 1/2 Months	3 YEARS	3 YEARS	3 YEARS	3 YEARS	4 Months	4 YEARS	2 YEARS	1 YEARS	6 YEARS	1 YEARS	6 YEARS	
Moratorium effective from	17-02-2005	31-12-2009	16-01-2012	27-06-2013	28-03-2013	13-01-2017	12-03-2012	11-02-2013	24-01-2017	06-06-2017	15-09-2017	15-09-2017	
Repayment Period ¹¹	12 Years	12 Years	12 Years	12 Years	12 Years	9 YEARS 6 MONTHS	12 YEARS	12 YEARS	5 YEARS	5 YEARS	5 YEARS	5 YEARS	
Repayment effective from	30-04-2012	31-12-2012	17-01-2015	27-06-2016	28-03-2016	30-04-2017	12-03-2016	11-02-2015	24-01-2018	06-06-2023	15-09-2018	15-09-2023	
Repayment Frequency ¹²	HALF YEARLY	HALF YEARLY	QUARTERLY	QUARTERLY	QUARTERLY	QUARTERLY	ANNUALLY	ANNUALLY	ANNUALLY	ANNUALLY	ANNUALLY	ANNUALLY	
Repayment Instalment ^{13,14}	7900	4166.67	416.67	2083.33	1041.67	37 Installment of Rs.1211.00 and Last installment of Rs.1193.00	10550	685	15500	29500	30000	15000	
Base Exchange Rate ¹⁶	N.A.	N.A.	N.A.	N.A.	N.A.	N.A.	N.A.	N.A.	N.A.	N.A.	N.A.	N.A.	
Are Foreign currency hedged?	N.A.	N.A.	N.A.	N.A.	N.A.	N.A.	N.A.	N.A.	N.A.	N.A.	N.A.	N.A.	
If above is yes,specify details.17	N.A.	N.A.	N.A.	N.A.	N.A.	N.A.	N.A.	N.A.	N.A.	N.A.	N.A.	N.A.	
Distribution of loan packages to various projects													
Name of the Projects													Total
Sewa-II	13600.00	0.00	0.00	0.00	0.00	0.00	0.00	0.00	0.00	0.00	7227.50	0.00	20827.50
TLDP-III	16000.00	20000.00	12000.00	17000.00	1925.00	1764.58	4500.00	4920.00	13083.33	9166.67	19262.42	8888.42	128510.42
Uri-II	23078.00	60000.00	1000.00	15600.00	6125.00	5614.58	6000.00	2904.00	31094.63	19251.87	9456.20	9837.77	189962.04
Subansiri Lower	72841.00	0.00	0.00	8000.00	3025.00	2772.92	86600.00	0.00	0.00	26584.16	4793.34	5000.25	209616.67
Chamera-III	27850.00	0.00	0.00	0.00	0.00	0.00	6000.00	0.00	10235.70	11377.80	0.00	0.00	55463.50
Parbati-III	31153.00	20000.00	7000.00	10000.00	11875.00	10885.42	9000.00	0.00	21926.08	30466.42	9898.08	9372.53	171576.53
Nimmo-Fazal	5078.00	0.00	0.00	0.00	10000.00	9166.67	0.00	204.00	259.87	288.75	4826.45	3857.57	33681.31



Details of Allocation of corporate loans to various projects

Name of the Petitioner : **NHPC Limited**
 Name of the Generating Station : **Teesta Low Dam-III Power Station**

(Amount ₹ in Lacs)

Particulars	Package1	Package 2	Package3	Package4	Package5	Package6	Package7	Package8	Package9	Package10	Package11	Package12	Remarks
1	2	3	4	5	6	7	8	9	10	11	12	13	13
Source of Loan ¹	LIC	UCO BANK **	Punjab & Sind Bank **	State Bank of India - 1000 crore ***	State Bank of Hyderabad *	State Bank of India - 460 crore ***	Q-SERIES BONDS	R-1 SERIES BONDS	V - SERIES BONDS	V-2 SERIES BONDS	W-1 SERIES BONDS	W-2 SERIES BONDS	
Parbati-II	0.00	0.00	0.00	30400.00	9900.00	9241.67	14000.00	0.00	0.00	45701.67	78508.44	26181.14	213932.91
Chutak	0.00	0.00	0.00	358.00	0.00	0.00	500.00	192.00	33.00	36.67	2949.17	171.54	4240.37
Kishanganga	0.00	0.00	0.00	142.00	3575.00	3277.08	0.00	0.00	867.38	4626.00	1784.63	1447.12	15719.21
Teesta-V	0.00	0.00	0.00	0.00	0.00	0.00	0.00	0.00	0.00	0.00	1860.00	0.00	1860.00
TLDP-IV	0.00	0.00	0.00	18500.00	3575.00	3277.08	0.00	0.00	0.00	0.00	9433.79	10243.67	45029.53
Total	189600.00	100000.00	20000.00	100000.00	50000.00	46000.00	126600.00	8220.00	77500.00	147500.00	150000.00	75000.00	1090420.00

* Loan from State Bank of Hyderabad has been replaced with Loan from SBI-460 crore on 13.01.2017.

** Loan from Uco Bank and Punjab & Sindh Bank has been replaced with V and V2-Series Bonds on 24.01.2017 and 06.06.2017 respectively.

*** Loan from SBI-1000 crore and SBI-460 crore has been replaced with W1 and W2 -Series Bonds on 15.09.2017.

- Source of loan means the agency from whom the loan has been taken such as WB, ADB, WMB, PNB, SBI, ICICI, IFC, PFC etc.
- Currency refers to currency of loan such as US\$, DM, Yen, Indian Rupee etc.
- Details are to be submitted as on 31.03.2014 for existing assets and as on COD for the remaining assets.
- Where the loan has been refinanced, details in the Form is to be given for the loan refinanced. However, the details of the original loan is to be given separately in the same form.
- If the Tariff in the petition is claimed separately for various units, details in the Form is to be given separately for all the units in the same form.
- Interest type means whether the interest is fixed or floating.
- Base rate means the base as PLR, LIBOR etc. over which the margin is to be added. Applicable base rate on different dates from the date of draw may also be enclosed.
- Margin means the points over and above the floating rate.
- At times caps/floor are put at which the floating rates are frozen. If such a condition exists, specify the limits.
- Moratorium period refers to the period during which loan servicing liability is not required.
- Repayment period means the repayment of loan such as 7 years, 10 years, 25 years etc.
- Repayment frequency means the interval at which the debt servicing is to be done such as monthly, quarterly, half yearly, annual, etc.
- Where there is more than one drawal/repayment for a loan, the date & amount of each drawal/repayment may also be given separately
- If the repayment instalment amount and repayment date can not be worked out from the data furnished above, the repayment schedule to be furnished separately.
- In case of Foreign loan, date of each drawal & repayment alongwith exchange rate at that date may be given.
- Base exchange rate means the exchange rate prevailing as on 31.03.2009 for existing assets and as on COD for the remaining assets.
- In case of hedging, specify details like type of hedging, period of hedging, cost of heging, etc.
- In case of foreign loans, provide details of exchange rate considered on date of each repayment of principal and date of interest payment.
- At the time of truing up rate of interest with relevant reset date (if any) to be furnished separately
- At the time of truing up provide details of refinancing of loans considered earlier. Details such as date on which refinancing done, amount of refinanced loan, terms and conditions of refinanced loan, financing and other charges incurred for refinancing etc.
- Call or put option, if any exercised by the generating company for refinancing of loan.
- Copy of loan agreement.

For Lodha & Co
 Chartered Accountants
 FRN No. 301051E

 Partner : H. K. Verma
 M. No. 055104


For NHPC Limited


 (M.G. Saha)
 CE (Commercial)
 Commercial Division


Name of the Petitioner : **NHPC Limited**
 Name of the Generating Station : **Teesta Low Dam-III Power Station**

LOAN DISBURSEMENT DETAILS & INTEREST RATE OF TLDP-III

(Amount ₹ in Lacs)

Sl. No.	Name of the FI/ Loan	Date of Disbursement	Amount of Drawl	Rate of interest on the Date of Drawl	Rate on Interest on the date of Reset	Date of reset	Rate on Interest on the date of Reset	Date of reset	Rate on Interest on the date of Reset	Date of reset	Rate on Interest on the date of Reset	Date of reset	Rate on Interest on the date of Reset	Date of reset	Rate on Interest on the date of Reset	Date of reset	Rate on Interest on the date of Reset	Date of reset	Rate on Interest on the date of Reset	Date of reset	Rate on Interest on the date of Reset	Date of reset
1	Life Insurance Corporation of India Ltd.	22-05-2006	1000.00	8.65%	9.118%	01.04.12	NA	NA	NA	NA	NA	NA	NA	NA	NA	NA	NA	NA	NA	NA	NA	NA
		24-07-2006	3500.00	9.53%	9.118%	01.04.12	NA	NA	NA	NA	NA	NA	NA	NA	NA	NA	NA	NA	NA	NA	NA	NA
		28-03-2007	11500.00	9.11%	9.118%	01.04.12	NA	NA	NA	NA	NA	NA	NA	NA	NA	NA	NA	NA	NA	NA	NA	NA
			16000.00																			
2	UCO BANK	25-03-2010	10000.00	8.60%	9.35%	31.12.10	11.35%	31.12.11	10.50%	31.12.12	10.20%	11.02.13	9.95%	01.05.15	9.70%	05.10.15	NA	NA	NA	NA	NA	NA
		29-06-2010	10000.00	8.60%	9.35%	31.12.10	11.35%	31.12.11	10.50%	31.12.12	10.20%	11.02.13	9.95%	01.05.15	9.70%	05.10.15	NA	NA	NA	NA	NA	NA
			20000.00																			
3	POWER FINANCE CORPORATION	26-09-2007	11700.00	9.85%	8.62%	15.10.10	10.54%	15.10.13	7.93%	15.10.16	NA	NA	NA	NA	NA	NA	NA	NA	NA	NA	NA	NA
		27-09-2007	300.00	9.83%	8.62%	15.10.10	10.54%	15.10.13	7.93%	15.10.16	NA	NA	NA	NA	NA	NA	NA	NA	NA	NA	NA	NA
		26-12-2007	3000.00	9.70%	8.62%	15.10.10	10.54%	15.10.13	7.93%	15.10.16	NA	NA	NA	NA	NA	NA	NA	NA	NA	NA	NA	NA
		18-03-2008	6000.00	9.90%	8.62%	15.10.10	10.54%	15.10.13	7.93%	15.10.16	NA	NA	NA	NA	NA	NA	NA	NA	NA	NA	NA	NA
		16-06-2008	11500.00	10.36%	8.62%	15.10.10	10.54%	15.10.13	7.93%	15.10.16	NA	NA	NA	NA	NA	NA	NA	NA	NA	NA	NA	NA
		25-09-2008	800.00	11.71%	8.62%	15.10.10	10.54%	15.10.13	7.93%	15.10.16	NA	NA	NA	NA	NA	NA	NA	NA	NA	NA	NA	NA
		26-09-2008	5800.00	11.75%	8.62%	15.10.10	10.54%	15.10.13	7.93%	15.10.16	NA	NA	NA	NA	NA	NA	NA	NA	NA	NA	NA	NA
		29-09-2008	2200.00	11.70%	8.62%	15.10.10	10.54%	15.10.13	7.93%	15.10.16	NA	NA	NA	NA	NA	NA	NA	NA	NA	NA	NA	NA
		25-03-2009	8700.00	8.82%	8.62%	15.10.10	10.54%	15.10.13	7.93%	15.10.16	NA	NA	NA	NA	NA	NA	NA	NA	NA	NA	NA	NA
			50000.00																			
4	PUNJAB & SIND BANK	17-01-2012	8000.00	10.75%	10.50%	01.05.12	10.25%	01.03.13	10.00%	03.06.15	9.75%	05.10.15	NA	NA	NA	NA	NA	NA	NA	NA	NA	NA
		27-06-2012	4000.00	10.50%	10.50%	01.05.12	10.25%	01.03.13	10.00%	03.06.15	9.75%	05.10.15	NA	NA	NA	NA	NA	NA	NA	NA	NA	NA
			12000.00																			
5	STATE BANK OF HYDRABAD	27-08-2013	1925.00	10.20%	10.05%	01.05.15	9.95%	16.07.15	9.75%	08.10.15	NA	NA	NA	NA	NA	NA	NA	NA	NA	NA	NA	NA
			1925.00																			
6	STATE BANK OF INDIA - 1000 crore	28-03-2013	11500.00	10.19%	10.29%	19.09.13	10.49%	07.11.13	10.25%	01.08.14	10.10%	10.04.15	9.95%	08.06.15	9.70%	24.09.15	9.30%	05.10.15	9.15%	20.06.16	8.00%	20.06.17
		27-06-2013	5500.00	10.19%	10.29%	19.09.13	10.49%	07.11.13	10.25%	01.08.14	10.10%	10.04.15	9.95%	08.06.15	9.70%	24.09.15	9.30%	05.10.15	9.15%	20.06.16	8.00%	20.06.17
			17000.00																			



Name of the Petitioner : **NHPC Limited**
 Name of the Generating Station : **Teesta Low Dam-III Power Station**

LOAN DISBURSEMENT DETAILS & INTEREST RATE OF TLDP-III

(Amount ₹ in Lacs)

Sl. No.	Name of the FI/ Loan	Date of Disbursement	Amount of Drawl	Rate of interest on the Date of Drawl	Rate on Interest on the date of Reset	Date of reset	Rate on Interest on the date of Reset	Date of reset	Rate on Interest on the date of Reset	Date of reset	Rate on Interest on the date of Reset	Date of reset	Rate on Interest on the date of Reset	Date of reset	Rate on Interest on the date of Reset	Date of reset	Rate on Interest on the date of Reset	Date of reset	Rate on Interest on the date of Reset	Date of reset	Rate on Interest on the date of Reset	Date of reset
7	STATE BANK OF INDIA - 460 crore																					
		13-01-2017	1764.58	8.00%	NA	NA	NA	NA	NA	NA	NA	NA	NA	NA	NA	NA	NA	NA	NA	NA	NA	NA
			1764.58																			
8	Q-Series Bonds	12-03-2012	4500.00	9.25%	NA	NA	NA	NA	NA	NA	NA	NA	NA	NA	NA	NA	NA	NA	NA	NA	NA	NA
			4500.00																			
9	R1- SERIES BOND	11-02-2013	4919.99	8.70%	NA	NA	NA	NA	NA	NA	NA	NA	NA	NA	NA	NA	NA	NA	NA	NA	NA	NA
			4919.99																			
10	V- SERIES BOND	24.01.2017	21000.00	6.84%	NA	NA	NA	NA	NA	NA	NA	NA	NA	NA	NA	NA	NA	NA	NA	NA	NA	NA
			21000.00																			
11	V2- SERIES BOND	06.06.2017	9166.67	7.52%	NA	NA	NA	NA	NA	NA	NA	NA	NA	NA	NA	NA	NA	NA	NA	NA	NA	NA
			9166.67																			
12	W1- SERIES BOND	15.09.2017	19262.42	6.91%	NA	NA	NA	NA	NA	NA	NA	NA	NA	NA	NA	NA	NA	NA	NA	NA	NA	NA
			19262.42																			
13	W2- SERIES BOND	15.09.2017	8888.42	7.35%	NA	NA	NA	NA	NA	NA	NA	NA	NA	NA	NA	NA	NA	NA	NA	NA	NA	NA
			8888.42																			
TOTAL (1+2+3+4+5+6+7+8+9+10+11+12+13)			186427.08																			



Year wise Statement of Additional Capitalisation after COD

Name of the Petitioner :

NHPC LIMITED

Name of the Generating Station :


TEESTA LOW DAM - III POWER STATION

COD : 19.05.2013



For Financial Year : 2014-15

Amount ₹ in Lacs


Sl. No.	GL Head	Head of Work / Equipment	ACE Claimed (Actual / Projected)				Regulation under which claimed	Justification	Admitted Cost by the Commission, if any
			Accrual basis	Un-discharged Liability included in col.3	Cash basis	IDC included in col.3			
1		2	3	4	5=3-4	6	7	8	9
1	410121	Compensation Payment To effected families at TLD III PS	93.437	-	93.437		Regulation-14(1)	Within original scope of work under Revised Cost Estimate.	
2	410201	Providing & Laying Soiling And PCC From RD 0.00 To RD 123.00 M at Store Area, Sector-A	11.642	-	11.642		Regulation-14(1)	Within original scope of work under Revised Cost Estimate.	
3	410201	Balance Work in Colony Roads by Metalling And Providing Premix Carpeting at Sector-F, TLD III PS	19.155	2.018	17.137		Regulation-14(1)	Within original scope of work under Revised Cost Estimate.	
4	410201	Balance Work in Colony Roads by Metalling And Providing Premix Carpeting at Sec-A, TLD III PS	36.131	-	36.131		Regulation-14(1)	Within original scope of work under Revised Cost Estimate.	
5	410203	Erection of 160 Feet Span DDR-Extra Wide of 30 R Loading Capacity Bailey Bridge Over Railey Khola T-3	20.019	-	20.019		Regulation-14(1)	Within original scope of work under Revised Cost Estimate.	
6	410301	Building Containing Hydro Electric Generating Plant	49.948	-	49.948		Regulation-14(1)	Allocation of RRT Works and balance works. It is a part of original scope of work under Revised Cost Estimate.	
7	410301	Sales Tax Demand allocated in Building works.	74.858	-	74.858		Regulation-14(1)	Within original scope of work under Revised Cost Estimate.	
8	410301	Construction of Room for BSNL Exchange at Power House of TLD III PS	2.870	-	2.870		Regulation-14(1)	Within original scope of work under Revised Cost Estimate.	
9	410301	Balance Work in Terrace for Stair Case And Various Work at Reception Hall at Power House	2.181	-	2.181		Regulation-14(1)	Within original scope of work under Revised Cost Estimate.	
10	410301	Balance Work in Door, Window & Ventilator at Power House	1.780	-	1.780		Regulation-14(1)	Within original scope of work under Revised Cost Estimate.	
11	410303	Building Containing Transmission Plant Equipment	5.598	-	5.598		Regulation-14(1)	Allocation of RRT Works and balance works. It is a part of original scope of work under Revised Cost Estimate.	
12	410304	Extension of Quality Control Office at Store Complex, Sector-A, TLD III PS	6.701	-	6.701		Regulation-14(1)	Within original scope of work under Revised Cost Estimate.	




Sl. No.	GL Head	Head of Work / Equipment	ACE Claimed (Actual / Projected)				Regulation under which claimed	Justification	Admitted Cost by the Commission, if any
			Accrual basis	Un-discharged Liability included in col.3	Cash basis	IDC included in col.3			
1		2	3	4	5=3-4	6	7	8	9
13	410304	Balance Work in Dinning Hall for CISF	0.406	-	0.406		Regulation-14(3)	Requirement of Security agency.	
14	410304	Construction of Security And Small Store Room Near Gate of Sector-A,TLD III PS	1.886	-	1.886		Regulation-14(3)	Requirement of Security agency.	
15	410326	Construction of Temporary Accomodation for SOS at CISF Barrack	13.969	4.335	9.635		Regulation-14(3)	Requirement of Security agency.	
16	410326	Balance Work of 10 Nos of Temporary Type Room Shed at 27th Mile of TLD III PS	1.821	-	1.821		Regulation-14(1)	Within original scope of work under Revised Cost Estimate.	
17	410326	Balance Work of SO Rooms for CISF (Temp)	1.699	1.505	0.194		Regulation-14(3)	Requirement of Security agency.	
18	410328	Construction of Concrete Garden Umbrella,Driver Shed & Ancillary Works at TLD III PS	2.610	-	2.610		Regulation-14(1)	Within original scope of work under Revised Cost Estimate.	
19	410328	Construction of DG Room at Sector-F at TLD III PS	3.853	3.405	0.448		Regulation-14(1)	Within original scope of work under Revised Cost Estimate.	
20	410328	Construction of Play Ground with Excavation And Protetion Work Excel Fencing And Concrete Road	0.691	-	0.691		Regulation-14(1)	Within original scope of work under Revised Cost Estimate.	
21	410328	Balance Work in Terrace & Prov. Railing, Connecting Stair form Type-II To Type-III Qtr at Sector-F	1.949	-	1.949		Regulation-14(1)	Within original scope of work under Revised Cost Estimate.	
22	410328	Construction of Toilet with Connecting Shed for CISF Personnel at Sector-A,TLD III PS	3.890	-	3.890		Regulation-14(3)	Requirement of Security agency.	
23	410328	Construction of Dinning Hall by Extending Canteen,Connecting Shed Etc at CISF Barrack,TLD III PS	7.963	-	7.963		Regulation-14(3)	Requirement of Security agency.	
24	410328	Balance Work of Foot Over Bridge and Door work for Asst. Commandant of CISF,Sector-A,TLD III PS	1.849	-	1.849		Regulation-14(3)	Requirement of Security agency.	
25	410328	Work in Colony Wall of Permanent Qtrs at Sec-A	6.344	5.585	0.759		Regulation-14(1)	Within original scope of work under Revised Cost Estimate.	
26	410328	Work in Wall And Road Side Drain at The Approach Road To T-II (P) Quarters,Sector-A,TLD III PS	0.422	-	0.422		Regulation-14(1)	Within original scope of work under Revised Cost Estimate.	
27	410601	Construction of Drain And Protection Works Near Entrance of CISF Security Check Post at 27th Mile	8.049	-	8.049		Regulation-14(1)	Within original scope of work under Revised Cost Estimate.	




Sl. No.	GL Head	Head of Work / Equipment	ACE Claimed (Actual / Projected)				Regulation under which claimed	Justification	Admitted Cost by the Commission, if any
			Accrual basis	Un-discharged Liability included in col.3	Cash basis	IDC included in col.3			
1		2	3	4	5=3-4	6	7	8	9
28	410601	Construction of Main Gate at "O"Point And Near 33 Kv Building To Across Road From Nh31A To Barrage	28.599	2.289	26.310		Regulation-14(3)	For restricting access to bonafide persons only to the Power House/Barrage area for security point of view, main gates at two locations has been constructed.	
29	410601	Construction of Morcha for CISF at Top of Barrage	2.514	-	2.514		Regulation-14(3)	Requirement of Security agency.	
30	410601	Construction of Bhurgees/Survey Post On Right Bank for Monitoring The Slope Movement	1.330	-	1.330		Regulation-14(1)	Within original scope of work under Revised Cost Estimate.	
31	410601	Work at Draft Tube Area And Steel Ladder at Service Bay at TLD III PS	3.238	-	3.238		Regulation-14(1)	Within original scope of work under Revised Cost Estimate.	
32	410601	Dam and Barrages	158.435	-	158.435		Regulation-14(1)	Allocation of RRT Works and balance works. It is a part of original scope of work under Revised Cost Estimate.	
33	410601	Balance work of LOT-3 i.e. for Dams And Barrages	965.275	-	965.275		Regulation-14(1)	Within original scope of work under Revised Cost Estimate.	
34	410601	Sales Tax Demand allocated in Dam and Barrages works.	139.023	0.027	138.996		Regulation-14(1)	Within original scope of work under Revised Cost Estimate.	
35	410601	Balance Hydraulc Works	3.003	-	3.003		Regulation-14(1)	Within original scope of work under Revised Cost Estimate.	
36	410601	Work in Left Bank Slope Protection By Crate Work And RBM Filling Up To El 223 M From Barrage Axis	228.709	-	228.709		Regulation-14(1)	Within original scope of work under Revised Cost Estimate.	
37	410601	Toe Protection Work at Barrage Area at TLD III PS	12.800	-	12.800		Regulation-14(1)	Within original scope of work under Revised Cost Estimate.	
38	410602	Power Channels	27.823	-	27.823		Regulation-14(1)	Allocation of RRT Works and balance works. It is a part of original scope of work under Revised Cost Estimate.	
39	410604	Power Tunnels And Pipelines	0.058	-	0.058		Regulation-14(1)	Allocation of RRT Works and balance works. It is a part of original scope of work under Revised Cost Estimate.	
40	410605	Penstocks	15.569	-	15.569		Regulation-14(1)	Allocation of RRT Works and balance works. It is a part of original scope of work under Revised Cost Estimate.	



Sl. No.	GL Head	Head of Work / Equipment	ACE Claimed (Actual / Projected)				Regulation under which claimed	Justification	Admitted Cost by the Commission, if any
			Accrual basis	Un-discharged Liability included in col.3	Cash basis	IDC included in col.3			
1		2	3	4	5=3-4	6	7	8	9
41	410606	Tailrace Channels	153.552	-	153.552		Regulation-14(1)	Allocation of RRT Works and balance works. It is a part of original scope of work under Revised Cost Estimate.	
42	410608	Hydro-Mechanical Works-Dams And Barrage	125.903	-	125.903		Regulation-14(1)	Allocation of RRT Works and balance works. It is a part of original scope of work under Revised Cost Estimate.	
43	410610	Hydro-Mechanical Works-Tunnels & Canals	21.412	-	21.412		Regulation-14(1)	Allocation of RRT Works and balance works. It is a part of original scope of work under Revised Cost Estimate.	
44	410611	Hydro Mechanical Works-Tail Race	7.834	-	7.834		Regulation-14(1)	Allocation of RRT Works and balance works. It is a part of original scope of work under Revised Cost Estimate.	
45	4107XX	Balance Work of LOT-3 E&M Works - Price Variation payment, Service Tax and Augmentation of Shaft Seal, etc.	1,061.643	-	1,061.643		Regulation-14(1)	Within original scope of work under Revised Cost Estimate.	
46	4107XX	Main Generating Equipment	34.973	-	34.973		Regulation-14(1)	Within original scope of work under Revised Cost Estimate.	
47	411109	Pick And Carry Crane 10 Mt, Make Omega, Model: Pc 11000	10.448	-	10.448		Regulation-14(1)	Within original scope of work under Revised Cost Estimate.	
48	411112	1 HP Self Priming Monobloc Pump Set, Single Phase -3 PCS	0.279	-	0.279		Regulation-14(1)	Initial Spares within ceiling limit as specified in CERC Tariff Regulation'2009 (Within Revised Cost Estimate)	
49	411112	1.5 HP/1.1 Kw Monoblock Pump Along with Accessories	0.140	-	0.140		Regulation-14(1)	Initial Spares within ceiling limit as specified in CERC Tariff Regulation'2009 (Within Revised Cost Estimate)	
50	411112	75 HP Multistage Horizontal Centrifugal Pump, KSB & WKS 50/11	7.200	-	7.200		Regulation-14(1)	Initial Spares within ceiling limit as specified in CERC Tariff Regulation'2009 (Within Revised Cost Estimate)	
51	411112	Centrifugal Pump .5 HP - 3 PCS	2.024	-	2.024		Regulation-14(1)	Initial Spares within ceiling limit as specified in CERC Tariff Regulation'2009 (Within Revised Cost Estimate)	
52	411112	Control Panel for Pump Model M204T, 3HP,3-Phase AC, Wall Mounting Type - 4 PCS	0.655	-	0.655		Regulation-14(1)	Initial Spares within ceiling limit as specified in CERC Tariff Regulation'2009 (Within Revised Cost Estimate)	
53	411112	KSB Make Submersible Pump Model Krt-150-401/ 504-384, 65 HP with Suitable Control Panel - 2 PCS	16.538	1.689	14.849		Regulation-14(1)	Initial Spares within ceiling limit as specified in CERC Tariff Regulation'2009 (Within Revised Cost Estimate)	



Sl. No.	GL Head	Head of Work / Equipment	ACE Claimed (Actual / Projected)				Regulation under which claimed	Justification	Admitted Cost by the Commission, if any
			Accrual basis	Un-discharged Liability included in col.3	Cash basis	IDC included in col.3			
1		2	3	4	5=3-4	6	7	8	9
54	411112	Monoblock Pump Set 3-Phase 415 Volts 3 HP - 6 PCS	1.222	-	1.222		Regulation-14(1)	Initial Spares within ceiling limit as specified in CERC Tariff Regulation'2009 (Within Revised Cost Estimate)	
55	411112	Non-Clog Submersible Pump-Motor Set, Make: KSB, Model: Krt K 200-401/654Ug1-P - 2 PCS	17.990	2.699	15.292		Regulation-14(1)	Initial Spares within ceiling limit as specified in CERC Tariff Regulation'2009 (Within Revised Cost Estimate)	
56	411112	Single Phase Motor with Pump 2HP(Mono Block) - 5 PCS	0.637	-	0.637		Regulation-14(1)	Initial Spares within ceiling limit as specified in CERC Tariff Regulation'2009 (Within Revised Cost Estimate)	
57	411112	Submersible Pump 3 HP Mody-M204T - 4 PCS	2.344	-	2.344		Regulation-14(1)	Initial Spares within ceiling limit as specified in CERC Tariff Regulation'2009 (Within Revised Cost Estimate)	
58	411112	Submersible Pump 90 Kw-KSB&Krtk150-401/954Ung1-K	15.674	1.567	14.107		Regulation-14(1)	Initial Spares within ceiling limit as specified in CERC Tariff Regulation'2009 (Within Revised Cost Estimate).	
59	411112	Submersible Pump Set 01 HP Single Phase, 220 Volt	0.141	-	0.141		Regulation-14(1)	Initial Spares within ceiling limit as specified in CERC Tariff Regulation'2009 (Within Revised Cost Estimate)	
60	411112	Submersible Pump, 1.5 HP - 2 PCS	0.350	-	0.350		Regulation-14(1)	Initial Spares within ceiling limit as specified in CERC Tariff Regulation'2009 (Within Revised Cost Estimate)	
61	411114	Arc Welding Machine, Rectifier Type, i/P: 415V Ac 3 Phase 50 Hz, O/P Current 10-400A Dc,Air Cooled - 2 PCS	1.239	-	1.239		Regulation-14(1)	Within original scope of work under Revised Cost Estimate.	
62	411114	Argon Welding Set 200A,with 3 Mtr. input Cable & 3 Mtr.Output Cable with Holder	0.315	-	0.315		Regulation-14(1)	Within original scope of work under Revised Cost Estimate.	
63	411116	Heavy Duty Drill Machine 31Mm Kpt /Kw - 10	0.330	-	0.330		Regulation-14(1)	Within original scope of work under Revised Cost Estimate.	
64	411116	Portable Drill Machine 2 To 20 Mm Bosch/Kpt/Hilti - 2 PCS	0.189	-	0.189		Regulation-14(1)	Within original scope of work under Revised Cost Estimate.	
65	411116	Taper Drill Machine 31 Mm	0.210	-	0.210		Regulation-14(1)	Within original scope of work under Revised Cost Estimate.	
66	411130	4 Sheve Wire Rope Pulley 5 Ton - 2 PCS	0.107	-	0.107		Regulation-14(1)	Within original scope of work under Revised Cost Estimate.	
67	411130	Alluminium Ladder Self Supporting Type Closed 21 Feet,Opened 37 Feet	1.569	1.569	-		Regulation-14(1)	Within original scope of work under Revised Cost Estimate.	
68	411130	Aluminium Double Step Folding Ladder Ht 8 Feet - 2 PCS	0.172	-	0.172		Regulation-14(1)	Within original scope of work under Revised Cost Estimate.	



Sl. No.	GL Head	Head of Work / Equipment	ACE Claimed (Actual / Projected)				Regulation under which claimed	Justification	Admitted Cost by the Commission, if any
			Accrual basis	Un-discharged Liability included in col.3	Cash basis	IDC included in col.3			
1		2	3	4	5=3-4	6	7	8	9
69	411130	Aluminium Ladder 5 Feet - 2 PCS	0.124	-	0.124		Regulation-14(1)	Within original scope of work under Revised Cost Estimate.	
70	411130	Chain Pulley Block 3 Ton Capacity 8 M Lift - 2 PCS	0.551	-	0.551		Regulation-14(1)	Within original scope of work under Revised Cost Estimate.	
71	411130	Chain Pulley Block, Cap-10 Ton, Lift-6Mtr. Heavy Duty - 4 PCS	1.100	-	1.100		Regulation-14(1)	Within original scope of work under Revised Cost Estimate.	
72	411130	Electrically Operated 2 Ton Winch Reversible Complete with Motor(5Hp),	3.728	-	3.728		Regulation-14(1)	Within original scope of work under Revised Cost Estimate.	
73	411130	Electrically Operated 5 Ton Winch Reversible Complete with Motor(10/15Hp),	5.143	-	5.143		Regulation-14(1)	Within original scope of work under Revised Cost Estimate.	
74	411130	Floor Mounted Crab Winch Capacity - 1 Ton - 2 PCS	0.683	-	0.683		Regulation-14(1)	Within original scope of work under Revised Cost Estimate.	
75	411130	Hydraulic Torque Wrench 1000-12000 Nm , 1.5 inch Square Drive	1.117	-	1.117		Regulation-14(1)	Within original scope of work under Revised Cost Estimate.	
76	411130	Hydraulic Nut Splitter(Capacity-15 Ton), Make-Poer Team ; Model Hns150A	6.506	-	6.506		Regulation-14(1)	Within original scope of work under Revised Cost Estimate.	
77	411130	Spring Return Hydraulic Cylinder,Capacity-100Ton,Stroke-160Mm(Min.) with Hand Pump & Male Coupler - 2 PCS	3.022	-	3.022		Regulation-14(1)	Within original scope of work under Revised Cost Estimate.	
78	411201	Construction of New Water Tank at Store Complex (Sector-A) for Water Supply at Colonies	12.333	2.863	9.471		Regulation-14(1)	Within original scope of work under Revised Cost Estimate.	
79	411201	Providing & Fitting Pipeline & Pvc Water Storage Tank for Silt Lab.	0.582	-	0.582		Regulation-14(1)	Within original scope of work under Revised Cost Estimate.	
80	411201	Providing GI Pipe Line (65Mm) From Stote Complex,Sector-A To Sector-F Through Sec-C for Water Supply	32.102	7.666	24.436		Regulation-14(1)	Within original scope of work under Revised Cost Estimate.	
81	411603	Boat	0.556	-	0.556		Regulation-14(3)	The NH-10 is situated on the bank of reservoir area. For protection of NH 10, RRT works has been constructed and proper monitoring of RRT work specially during monsoon period is very essential for hinderance free movement at NH 10. As the approach of reservoir from NH 10 is inaccessible at many places, it could be monitored through motor boat only. Accordingly, Motor Boat has been purchased.	



Sl. No.	GL Head	Head of Work / Equipment	ACE Claimed (Actual / Projected)				Regulation under which claimed	Justification	Admitted Cost by the Commission, if any
			Accrual basis	Un-discharged Liability included in col.3	Cash basis	IDC included in col.3			
1		2	3	4	5=3-4	6	7	8	9
82	411701	1 Tier Longspan System, 2710 Mm X 1000 Mm X 1300 Mm	9.750	7.022	2.728		Regulation-14(1)	Within original scope of work under Revised Cost Estimate.	
83	411701	19 Mm Wooden Almirah of Size(96 inchx72 inchx24 inch) Water Proof Board.	1.235	1.235	-		Regulation-14(1)	Within original scope of work under Revised Cost Estimate.	
84	411701	19 Mm Wooden Duct Box Size 72X 36X 36	0.365	0.365	-		Regulation-14(1)	Within original scope of work under Revised Cost Estimate.	
85	411701	19 Mm Wooden Sitting Box Size 180 X 20X 15 with Locker	0.590	0.590	-		Regulation-14(1)	Within original scope of work under Revised Cost Estimate.	
86	411701	Box Type Cover for Workstation of Size, 4960Mm(L)X1628Mm(W)X720Mm(H) Made of 19Mm Board	0.404	-	0.404		Regulation-14(1)	Within original scope of work under Revised Cost Estimate.	
87	411701	Coffee Table , Bloom Walnut, Godrej - 8 PCS	1.022	-	1.022		Regulation-14(1)	Within original scope of work under Revised Cost Estimate.	
88	411701	Conference Chair Model : Gallop - 20 PCS	1.891	-	1.891		Regulation-14(1)	Within original scope of work under Revised Cost Estimate.	
89	411701	Conference Table 18'X4', Complete Structure Made of 18 Mm Antitermite Treated Water Proof PlyBoard	1.099	-	1.099		Regulation-14(1)	Within original scope of work under Revised Cost Estimate.	
90	411701	Godrej Lounge Chair Perch Singal Seater - 6 PCS	0.518	-	0.518		Regulation-14(1)	Within original scope of work under Revised Cost Estimate.	
91	411701	Godrej Make Steel Rack (2510 Mm X 2000 Mm X 800 Mm) 5 Shelf - 10 PCS	3.461	-	3.461		Regulation-14(1)	Within original scope of work under Revised Cost Estimate.	
92	411701	Godrej Pallet Racking System	2.882	-	2.882		Regulation-14(1)	Within original scope of work under Revised Cost Estimate.	
93	411701	Godrej Sofa Set (3+1+1) Milan - 2 PCS	1.450	-	1.450		Regulation-14(1)	Within original scope of work under Revised Cost Estimate.	
94	411701	Iron Box for Multipurpose Use , Size 132X 66 X 48 with 16 Gauge Crc Sheet Having Two Shelves .	1.136	-	1.136		Regulation-14(1)	Within original scope of work under Revised Cost Estimate.	
95	411701	Iron Box for Multipurpose Use , Size 204X 66 X 48 with 16 Gauge Crc Sheet Having Two Shelves .	1.484	-	1.484		Regulation-14(1)	Within original scope of work under Revised Cost Estimate.	
96	411701	L Type Box Cover with 2 Side Open System 19Mm Prelaminated Wood Size(102 inchx42 inchx12 inch)	0.274	0.274	-		Regulation-14(1)	Within original scope of work under Revised Cost Estimate.	
97	411701	Multiflex System, 915 Mm X 458 Mm X 495 Mm	1.848	1.848	-		Regulation-14(1)	Within original scope of work under Revised Cost Estimate.	





Sl. No.	GL Head	Head of Work / Equipment	ACE Claimed (Actual / Projected)				Regulation under which claimed	Justification	Admitted Cost by the Commission, if any
			Accrual basis	Un-discharged Liability included in col.3	Cash basis	IDC included in col.3			
1		2	3	4	5=3-4	6	7	8	9
98	411701	Steel Almirah Small Size 50 X 30 X 17 office Type - 40 PCS	3.023	3.023	-		Regulation-14(1)	Within original scope of work under Revised Cost Estimate.	
99	411701	Thief Proof Rifle Rack - Singletier, for Accomodating 10 Rifles with Ammunition Box -3 PCS	0.483	-	0.483		Regulation-14(1)	Within original scope of work under Revised Cost Estimate.	
100	411701	Tubular Pallets(1200 X 1200X 155Mm)	2.714	2.714	-		Regulation-14(1)	Within original scope of work under Revised Cost Estimate.	
101	411701	Two Tier Rifle Rack (Upper Tier/Lower Tier) with Ammunition Box Type Ab (Capacity10Riflesoneachtier)	0.239	-	0.239		Regulation-14(1)	Within original scope of work under Revised Cost Estimate.	
102	411701	Wooden Almirah of Size 16'3 (L)X 6'6(H)X32(W) Made of 19Mm Waterproof Bwr Grade Board	1.947	-	1.947		Regulation-14(1)	Within original scope of work under Revised Cost Estimate.	
103	411701	Wooden Cabinet 36X48X12 Made of18Mm Prelaminated Bhutan Board,Fixed Shelves & Sliding Doors	0.097	-	0.097		Regulation-14(1)	Within original scope of work under Revised Cost Estimate.	
104	411701	Wooden Cabinet 96X30X18 Made of18Mm Prelaminated Bhutan Board,Fixed Shelves & Sliding Doors	0.262	-	0.262		Regulation-14(1)	Within original scope of work under Revised Cost Estimate.	
105	411701	Wooden Cabinet 96X42X18 Made of18Mm Prelaminated Bhutan Board,Fixed Shelves & Sliding Doors	0.278	-	0.278		Regulation-14(1)	Within original scope of work under Revised Cost Estimate.	
106	411701	Wooden Cabinet 96X42X22 Made of18Mm Prelaminated Bhutan Board,Fixed Shelves & Sliding Doors	0.303	-	0.303		Regulation-14(1)	Within original scope of work under Revised Cost Estimate.	
107	411701	Wooden Cabinet 96X46X22 Made of18Mm Prelaminated Bhutan Board,Fixed Shelves & Sliding Doors	0.319	-	0.319		Regulation-14(1)	Within original scope of work under Revised Cost Estimate.	
108	411701	Wooden Cabinet 96X48X18 Made of18Mm Prelaminated Bhutan Board,Fixed Shelves & Sliding Doors - 2 PCS	0.575	-	0.575		Regulation-14(1)	Within original scope of work under Revised Cost Estimate.	
109	411801	All in One PC, HP Envy Touchsmart	0.917	-	0.917		Regulation-14(1)	Within original scope of work under Revised Cost Estimate.	
110	411801	EPABX AND CCTV	7.189	-	7.189		Regulation-14(1)	Within original scope of work under Revised Cost Estimate.	



Sl. No.	GL Head	Head of Work / Equipment	ACE Claimed (Actual / Projected)				Regulation under which claimed	Justification	Admitted Cost by the Commission, if any
			Accrual basis	Un-discharged Liability included in col.3	Cash basis	IDC included in col.3			
1		2	3	4	5=3-4	6	7	8	9
111	411801	Dell All-in-One (3048/0041) Pc: 4Th Gen intel i3, 4Gb Ram, 1 Tb Hdd, Win 8.1, 19.5 LED - 6 PCS	2.993	-	2.993		Regulation-14(1)	Within original scope of work under Revised Cost Estimate.	
112	411801	HP 202G2 Commercial PC - 5 PCS	2.625	-	2.625		Regulation-14(1)	Within original scope of work under Revised Cost Estimate.	
113	411801	HP Desktop Processor intel Core i5-3470 3RD Gen Processor 3.2 Ghz Ram 4Gb Hdd-500Gb, Window-8 - 2 PCS	1.139	-	1.139		Regulation-14(1)	Within original scope of work under Revised Cost Estimate.	
114	411801	HP Elite Desktop Computer, Elite Desk 800G1 Twr -3 PCS	2.166	2.166	-		Regulation-14(1)	Within original scope of work under Revised Cost Estimate.	
115	411801	HP Pro 3330 Mt Business Desktop - 9 PCS	4.763	-	4.763		Regulation-14(1)	Within original scope of work under Revised Cost Estimate.	
116	411801	Tft/Lcd Monitor-18.5inch- 16 PCS	0.916	-	0.916		Regulation-14(1)	Within original scope of work under Revised Cost Estimate.	
117	411801	Windows Server Std 2012 Sngl Olp NI Cal (150 User)	3.210	-	3.210		Regulation-14(1)	Within original scope of work under Revised Cost Estimate.	
118	411801	Winsvrstd 2012 Sngl Olp NI 2Proc - 2 PCS	1.037	-	1.037		Regulation-14(1)	Within original scope of work under Revised Cost Estimate.	
119	411803	A3 Size Color inkjet Printer All-in-One, HP officejet 7500A - 2 PCS	0.479	-	0.479		Regulation-14(1)	Within original scope of work under Revised Cost Estimate.	
120	411803	HP Deskjet ink Advantage 4515 E-All-in-One Printer - 2 PCS	0.196	-	0.196		Regulation-14(1)	Within original scope of work under Revised Cost Estimate.	
121	411803	HP Laser Jet Printer 1020 - 11 PCS	0.834	-	0.834		Regulation-14(1)	Within original scope of work under Revised Cost Estimate.	
122	411803	HP Laserjet P3015Dn (LAN Compatible) -3 PCS	1.938	-	1.938		Regulation-14(1)	Within original scope of work under Revised Cost Estimate.	
123	411803	HP officejet 7610 All in One Printer	0.235	-	0.235		Regulation-14(1)	Within original scope of work under Revised Cost Estimate.	
124	411804	1 KVA inverter	0.311	-	0.311		Regulation-14(1)	Within original scope of work under Revised Cost Estimate.	
125	411804	1 KVA UPS, Microtek -3 PCS	0.298	-	0.298		Regulation-14(1)	Within original scope of work under Revised Cost Estimate.	
126	411804	1 Tb Backup Plus 2.5" External Hdd (Usb 3.0) (Make: Seagate) - 12 PCS	0.633	-	0.633		Regulation-14(1)	Within original scope of work under Revised Cost Estimate.	
127	411804	12U Wall Mountable Network Rack, Vantack - 2 PCS	0.219	0.219	-		Regulation-14(1)	Within original scope of work under Revised Cost Estimate.	




Sl. No.	GL Head	Head of Work / Equipment	ACE Claimed (Actual / Projected)				Regulation under which claimed	Justification	Admitted Cost by the Commission, if any
			Accrual basis	Un-discharged Liability included in col.3	Cash basis	IDC included in col.3			
1		2	3	4	5=3-4	6	7	8	9
128	411804	3 KVA Online UPS, Microtek -3 PCS	0.734	-	0.734		Regulation-14(1)	Within original scope of work under Revised Cost Estimate.	
129	411804	42U Standing Rack, Valrack	0.615	-	0.615		Regulation-14(1)	Within original scope of work under Revised Cost Estimate.	
130	411804	APC UPS 1100 - 2 PCS	0.151	-	0.151		Regulation-14(1)	Within original scope of work under Revised Cost Estimate.	
131	411804	IP Based Fixed Camera, infinova, Model : V6202- T 0220- 12 PCS	6.384	6.384	-		Regulation-14(3)	Part of CCTV installed at Power station. Esstential requirement for Security & Monitoring Purpose	
132	411804	IP Based Ptz Camera, infinova, Model : V1700N- Ne2 Series	1.776	1.776	-		Regulation-14(3)	Part of CCTV installed at Power station. Esstential requirement for Security & Monitoring Purpose	
133	411804	Manageable L2 Switch 24 Port 10/100/1000 MbPS with 02 Sfp Ports, Make: Matgear - 4 PCS	1.168	1.168	-		Regulation-14(1)	Within original scope of work under Revised Cost Estimate.	
134	411804	Online UPS (1 KVA), Numeric, Model : Digital HP Max 1000 - 2 PCS	0.656	0.656	-		Regulation-14(1)	Within original scope of work under Revised Cost Estimate.	
135	411804	Online UPS (2 KVA), Numeric, Model : Digital HP Max 2000	0.492	0.492	-		Regulation-14(1)	Within original scope of work under Revised Cost Estimate.	
136	411804	Stabliser for Air Conditioner, 4KVA, 230 Volt - 4 PCS	0.208	-	0.208		Regulation-14(1)	Within original scope of work under Revised Cost Estimate.	
137	411804	Switch Rack 12U Complete with Accessories	0.092	-	0.092		Regulation-14(1)	Within original scope of work under Revised Cost Estimate.	
138	411806	Server Make :HP Model MI350Eg8 - 2 PCS	7.295	7.295	-		Regulation-14(1)	Within original scope of work under Revised Cost Estimate.	
139	411806	Server Make: HP Model: MI350Eg8	4.725	1.176	3.549		Regulation-14(1)	Within original scope of work under Revised Cost Estimate.	
140	411903	Digital IP EPABX System Model Eternity Ge12S Matrix -3 PCS	2.381	-	2.381		Regulation-14(1)	Within original scope of work under Revised Cost Estimate.	
141	411903	Line Card for EPABX - 6 PCS	0.397	-	0.397		Regulation-14(1)	Within original scope of work under Revised Cost Estimate.	
142	412003	Photocopier Machine, Canon & Model 2525	1.298	-	1.298		Regulation-14(1)	Within original scope of work under Revised Cost Estimate.	




Sl. No.	GL Head	Head of Work / Equipment	ACE Claimed (Actual / Projected)				Regulation under which claimed	Justification	Admitted Cost by the Commission, if any
			Accrual basis	Un-discharged Liability included in col.3	Cash basis	IDC included in col.3			
1		2	3	4	5=3-4	6	7	8	9
143	412008	Air Conditioner 1.0 Tonne, Split Type, Hot & Cool with CoRDless Remote	0.319	-	0.319		Regulation-14(1)	Within original scope of work under Revised Cost Estimate.	
144	412008	Air Conditioner Split Typ 1.5 Ton - 5 PCS	1.954	-	1.954		Regulation-14(1)	Within original scope of work under Revised Cost Estimate.	
145	412013	Refrigerator (Double Door), 258 Ltrs, Lg Make, Model No. Glb 292 Rmtl	0.234	-	0.234		Regulation-14(1)	Within original scope of work under Revised Cost Estimate.	
146	412014	LED TV 48inch, Samsung, Model : Ua48H4240Ar	0.591	0.591	-		Regulation-14(1)	Within original scope of work under Revised Cost Estimate.	
147	412014	Samsung Led TV24', Model-Ua24H4003Arxl - 2 PCS	0.300	-	0.300		Regulation-14(1)	Within original scope of work under Revised Cost Estimate.	
148	412014	Samsung Led TV28', Model-Ua28H4000Arxl	0.241	-	0.241		Regulation-14(1)	Within original scope of work under Revised Cost Estimate.	
149	412014	Samsung Led TV 32', Model-Ua32H4100Armxl	0.310	-	0.310		Regulation-14(1)	Within original scope of work under Revised Cost Estimate.	
150	412014	Sony Bravia Led TV 50inch, Kdl50W800B	1.001	-	1.001		Regulation-14(1)	Within original scope of work under Revised Cost Estimate.	
151	412014	Sony Hi Fi System, Sony Mhc-Gzx33D	0.255	-	0.255		Regulation-14(1)	Within original scope of work under Revised Cost Estimate.	
152	412014	Studio Master Dul, Br-48 Ahuja - 2 PCS	0.180	-	0.180		Regulation-14(1)	Within original scope of work under Revised Cost Estimate.	
153	412020	Electrical Siren Horizontal Double Mounting, 3Ph, 5Hp, 440V, 2800Rpm, 50Hz, Audible Range-8Kms, E3D-800 - 4 PCS	2.554	2.000	0.554		Regulation-14(1)	Within original scope of work under Revised Cost Estimate.	
154	412020	Nikon Dslr D5100	0.292	-	0.292		Regulation-14(1)	Within original scope of work under Revised Cost Estimate.	
155	412020	Nikon Dslr D5300 Camera	0.500	-	0.500		Regulation-14(1)	Within original scope of work under Revised Cost Estimate.	
156	412020	Vaccume Cleaner, Model-Mc-Cg304 - 2 PCS	0.162	-	0.162		Regulation-14(1)	Within original scope of work under Revised Cost Estimate.	
157	412201	Infinova Network Management Software Compatible with Windows 2007/2008	1.714	1.714	-		Regulation-14(1)	Part of CCTV installed at Power station. Esstential requirement for Security & Monitoring Purpose	
158	412201	Liscad Software Ver. 10	3.876	3.857	0.019		Regulation-14(1)	Within original scope of work under Revised Cost Estimate.	



Sl. No.	GL Head	Head of Work / Equipment	ACE Claimed (Actual / Projected)				Regulation under which claimed	Justification	Admitted Cost by the Commission, if any
			Accrual basis	Un-discharged Liability included in col.3	Cash basis	IDC included in col.3			
1		2	3	4	5=3-4	6	7	8	9
159	412201	Microsoft Windows Professional 8.1 for 18 Users	2.442	-	2.442		Regulation-14(1)	Within original scope of work under Revised Cost Estimate.	
160	412201	Quick Heal End Point Security (Total Security Version) with Admn. Console for 85 Users	0.972	-	0.972		Regulation-14(1)	Within original scope of work under Revised Cost Estimate.	
161	412502	Automatic Weather Station	2.598	-	2.598		Regulation-14(1)	Within original scope of work under Revised Cost Estimate.	
162	412502	Itev-Notch Seepage Measuring Gauge - 4 PCS	0.706	-	0.706		Regulation-14(1)	Within original scope of work under Revised Cost Estimate.	
163	412502	Lab Electronic Weigh Balance Machine Capacity 3200Gm, Lc 0.010Gm2 - 2 PCS	0.966	-	0.966		Regulation-14(1)	Within original scope of work under Revised Cost Estimate.	
164	412503	Chappatti Bhatti Buffet Tawa with Stand	0.166	-	0.166		Regulation-14(1)	Within original scope of work under Revised Cost Estimate.	
165	412503	Co2 Type Fire Extinguisher Complete with All Necessary Fittings, is:2878 with isi Mark,Capacity- 4.5 - 6 PCS	0.465	-	0.465		Regulation-14(1)	Within original scope of work under Revised Cost Estimate.	
166	412503	Concrete Rotary Hammer 26 Mm Capacity Model Gbh2-26 Re	0.157	-	0.157		Regulation-14(1)	Within original scope of work under Revised Cost Estimate.	
167	412503	DCP Type Fire Extinguisher 25 Kg. Confirming To is Specification:10658	0.184	-	0.184		Regulation-14(1)	Within original scope of work under Revised Cost Estimate.	
168	412503	Dissolve Acetylene Cylinder (Capacity 7.5 Cum) - 6 PCS	0.683	-	0.683		Regulation-14(1)	Within original scope of work under Revised Cost Estimate.	
169	412503	Electric impact Wrench, Bosch -Gds 18E - 2 PCS	0.793	-	0.793		Regulation-14(1)	Within original scope of work under Revised Cost Estimate.	
170	412503	Electric Operated Automatic Boom Barrier	1.793	-	1.793		Regulation-14(3)	Security Equipment as per requirement of security agency.	
171	412503	Electrode Oven Capacity 25 Kg. Temp. Range 50 To 400 Deg. Centigrade 1 Phase 230 Volts	0.095	-	0.095		Regulation-14(1)	Within original scope of work under Revised Cost Estimate.	
172	412503	Empty Argon Cylinder Capacity 7 Cubic Meter - 2 PCS	0.221	-	0.221		Regulation-14(1)	Within original scope of work under Revised Cost Estimate.	
173	412503	Empty D.A Gas Cylinder 5.89 Cum - 2 PCS	0.210	-	0.210		Regulation-14(1)	Within original scope of work under Revised Cost Estimate.	
174	412503	Empty Oxygen Cylinder 7 Cum - 2 PCS	1.348	-	1.348		Regulation-14(1)	Within original scope of work under Revised Cost Estimate.	



Sl. No.	GL Head	Head of Work / Equipment	ACE Claimed (Actual / Projected)				Regulation under which claimed	Justification	Admitted Cost by the Commission, if any
			Accrual basis	Un-discharged Liability included in col.3	Cash basis	IDC included in col.3			
1		2	3	4	5=3-4	6	7	8	9
175	412503	Flexible Shaft Grinding Machine,	0.146	-	0.146		Regulation-14(1)	Within original scope of work under Revised Cost Estimate.	
176	412503	Hand Grinder Ag-7 Bosch/Kpt/Hilti - 2 PCS	0.173	-	0.173		Regulation-14(1)	Within original scope of work under Revised Cost Estimate.	
177	412503	Hand Grinder for Buffing Machine Hd1290	0.089	-	0.089		Regulation-14(1)	Within original scope of work under Revised Cost Estimate.	
178	412503	Hydraulic Bench Vice with Hand Pump	1.899	-	1.899		Regulation-14(1)	Within original scope of work under Revised Cost Estimate.	
179	412503	Hydraulic Jack 30 Ton (integral Pump Type with Lever) Vankos	0.276	-	0.276		Regulation-14(1)	Within original scope of work under Revised Cost Estimate.	
180	412503	Hydraulic Jack Capacity-50 Ton with Pump And Accesories	0.478	-	0.478		Regulation-14(1)	Within original scope of work under Revised Cost Estimate.	
181	412503	Kleentek Ferrocure Electrostatic Liquid Cleaner Machine , Elc 100Lp 3Ph Jh Di - 4 PCS	15.301	-	15.301		Regulation-14(1)	Within original scope of work under Revised Cost Estimate.	
182	412503	Microvave Oven 20 Litre - 2 PCS	0.156	-	0.156		Regulation-14(1)	Within original scope of work under Revised Cost Estimate.	
183	412503	Oxygen Cylinder with Gas Filled Capacity-7 Cum- 12 PCS	1.323	-	1.323		Regulation-14(1)	Within original scope of work under Revised Cost Estimate.	
184	412503	Reaction Bar Type Manual Torque Multiplier, Capacity : 1350Nm with Hexagonal Socket And Allen Socket	1.471	-	1.471		Regulation-14(1)	Within original scope of work under Revised Cost Estimate.	
185	412503	Receproating Saw, Wsr 900-Pe	0.334	-	0.334		Regulation-14(1)	Within original scope of work under Revised Cost Estimate.	
186	412503	Screw Gun St1800,230V No:378558	0.278	-	0.278		Regulation-14(1)	Within original scope of work under Revised Cost Estimate.	
187	412503	Stabliser for Air Conditioner, 4KVA, 230 Volt - 2 PCS	0.102	-	0.102		Regulation-14(1)	Within original scope of work under Revised Cost Estimate.	
188	412503	Under Water Breathing Appratus Set with Control Regulator,Pressure Depth Metre,Mask,Snorkel - 2 PCS	1.612	-	1.612		Regulation-14(1)	Within original scope of work under Revised Cost Estimate.	
189	412505	Chiller/Freezer Blue Star, Model Chfk300A	0.283	-	0.283		Regulation-14(1)	Within original scope of work under Revised Cost Estimate.	




Sl. No.	GL Head	Head of Work / Equipment	ACE Claimed (Actual / Projected)				Regulation under which claimed	Justification	Admitted Cost by the Commission, if any
			Accrual basis	Un-discharged Liability included in col.3	Cash basis	IDC included in col.3			
1		2	3	4	5=3-4	6	7	8	9
190	412801	Ahuja Dual Cordless Microphone-Awm-520V2 - 2 PCS	0.078	-	0.078		Regulation-14(1)	Within original scope of work under Revised Cost Estimate.	
191	412801	Angle Grinder Suitable for Wheel Dia 5/125 Mm, 1020W	0.042	-	0.042		Regulation-14(1)	Within original scope of work under Revised Cost Estimate.	
192	412801	Aud99Xlr Microphone - 2 PCS	0.021	-	0.021		Regulation-14(1)	Within original scope of work under Revised Cost Estimate.	
193	412801	Ceiling Fan 1200Mm without Regulator- 17 PCS	0.263	-	0.263		Regulation-14(1)	Within original scope of work under Revised Cost Estimate.	
194	412801	Center Table	0.030	-	0.030		Regulation-14(1)	Within original scope of work under Revised Cost Estimate.	
195	412801	Crack Meter, Model Edj-40C - 10 PCS	0.088	-	0.088		Regulation-14(1)	Within original scope of work under Revised Cost Estimate.	
196	412801	Digital Clampmeter 300A - 2 PCS	0.048	-	0.048		Regulation-14(1)	Within original scope of work under Revised Cost Estimate.	
197	412801	Exhaust Fan	0.015	-	0.015		Regulation-14(1)	Within original scope of work under Revised Cost Estimate.	
198	412801	Exhaust Fan 450 Mm Sweep, Metal Body - 2 PCS	0.089	-	0.089		Regulation-14(1)	Within original scope of work under Revised Cost Estimate.	
199	412801	Fire Extinguser Abc Type Capacity 9 Kg - 6 PCS	0.252	-	0.252		Regulation-14(1)	Within original scope of work under Revised Cost Estimate.	
200	412801	Hand Grinder Ag-4 Bosch/Kpt/Hilti - 2 PCS	0.051	-	0.051		Regulation-14(1)	Within original scope of work under Revised Cost Estimate.	
201	412801	Heat Convector 2Kw - 10 PCS	0.327	-	0.327		Regulation-14(1)	Within original scope of work under Revised Cost Estimate.	
202	412801	HP Scanjet 200 Flatbed Scanner	0.038	-	0.038		Regulation-14(1)	Within original scope of work under Revised Cost Estimate.	
203	412801	LAN Switch 8 Port - 10 PCS	0.094	0.094	-		Regulation-14(3)	Part of CCTV installed at Power station. Esstential requirement for Security & Monitoring Purpose	
204	412801	LAN Switch, 16 Port	0.028	0.028	-		Regulation-14(3)	Part of CCTV installed at Power station. Esstential requirement for Security & Monitoring Purpose	
205	412801	Microphone - 2 PCS	0.039	-	0.039		Regulation-14(1)	Within original scope of work under Revised Cost Estimate.	



Sl. No.	GL Head	Head of Work / Equipment	ACE Claimed (Actual / Projected)				Regulation under which claimed	Justification	Admitted Cost by the Commission, if any
			Accrual basis	Un-discharged Liability included in col.3	Cash basis	IDC included in col.3			
1		2	3	4	5=3-4	6	7	8	9
206	412801	Microphone, Awm-520 VI (VHF Wireless Mic) - 2 PCS	0.048	-	0.048		Regulation-14(1)	Within original scope of work under Revised Cost Estimate.	
207	412801	Numeric 1KVA UPS - 9 PCS	0.449	-	0.449		Regulation-14(1)	Within original scope of work under Revised Cost Estimate.	
208	412801	Pedestal Fan 400 Mm Sweep- 12 PCS	0.291	-	0.291		Regulation-14(1)	Within original scope of work under Revised Cost Estimate.	
209	412801	Pedestal Fan 500Mm Sweep, Windstar Farrata - 8 PCS	0.250	-	0.250		Regulation-14(1)	Within original scope of work under Revised Cost Estimate.	
210	412801	PVC Cushioned Chair (Supreme Ornate)-40 PCS	0.940	0.940	-		Regulation-14(1)	Within original scope of work under Revised Cost Estimate.	
211	412801	Screw Jack 50 Ton - 4 PCS	0.126	-	0.126		Regulation-14(1)	Within original scope of work under Revised Cost Estimate.	
212	412801	Speaker Stand 3Ta 150 Ahuja - 2 PCS	0.036	-	0.036		Regulation-14(1)	Within original scope of work under Revised Cost Estimate.	
213	412801	Stabilizer 2 KVA -3 PCS	0.135	-	0.135		Regulation-14(1)	Within original scope of work under Revised Cost Estimate.	
214	412801	Stabilizer V-GuaRD Model : Vgsjw100	0.030	-	0.030		Regulation-14(1)	Within original scope of work under Revised Cost Estimate.	
215	412801	Steel Framed Bed 6' X 3' X 18" with Ply Top - 10 PCS	0.400	-	0.400		Regulation-14(1)	Within original scope of work under Revised Cost Estimate.	
216	412801	UPS 600 Va - 9 PCS	0.214	-	0.214		Regulation-14(1)	Within original scope of work under Revised Cost Estimate.	
217	412801	Wall Fan 400 Mm Sweep- 14 PCS	0.280	-	0.280		Regulation-14(1)	Within original scope of work under Revised Cost Estimate.	
Inter-unit Transfer of Assets				-					
218	412801	Ceiling Fans - 17 PCS	0.188	-	0.188		Regulation-14(1)	Within original scope of work under Revised Cost Estimate received from other locations	
219	412801	4 KVA Stabilizer	0.026	-	0.026		Regulation-14(1)	Within original scope of work under Revised Cost Estimate received from other locations	
220	411701	Cash Chest	0.160	-	0.160		Regulation-14(1)	Within original scope of work under Revised Cost Estimate received from other locations	
221	412801	Cello Centre Table - 7	0.190	-	0.190		Regulation-14(1)	Within original scope of work under Revised Cost Estimate received from other locations	




Sl. No.	GL Head	Head of Work / Equipment	ACE Claimed (Actual / Projected)				Regulation under which claimed	Justification	Admitted Cost by the Commission, if any
			Accrual basis	Un-discharged Liability included in col.3	Cash basis	IDC included in col.3			
1		2	3	4	5=3-4	6	7	8	9
222	411801	Compaq Presario Laptop	0.855	-	0.855		Regulation-14(1)	Within original scope of work under Revised Cost Estimate received from other locations	
223	411801	Dell Desktop (Intel Core 2 Duo 8400 3Ghx) - 4 PCS	1.595	-	1.595		Regulation-14(1)	Within original scope of work under Revised Cost Estimate received from other locations	
224	411801	Dell Inspiron 580S Desktop	0.367	-	0.367		Regulation-14(1)	Within original scope of work under Revised Cost Estimate received from other locations	
225	412801	Digital Clamp Meter Mecro Make	0.031	-	0.031		Regulation-14(1)	Within original scope of work under Revised Cost Estimate received from other locations	
226	412801	Chairs - 30 PCS	0.496	-	0.496		Regulation-14(1)	Within original scope of work under Revised Cost Estimate received from other locations	
227	411707	Dinning Table	0.052	-	0.052		Regulation-14(1)	Within original scope of work under Revised Cost Estimate received from other locations	
228	412503	Essma Made 5Kv Meggar	0.060	-	0.060		Regulation-14(1)	Within original scope of work under Revised Cost Estimate received from other locations	
229	412020	Exide Battery It 500 - 4 PCS	0.580	-	0.580		Regulation-14(1)	Within original scope of work under Revised Cost Estimate received from other locations	
230	411902	Fax Machine Model J3608	0.055	-	0.055		Regulation-14(1)	Within original scope of work under Revised Cost Estimate received from other locations	
231	411903	Full Hd 1080P Ivdeo Conferencing Equipment Including Full Hd Camera & Accesories Cisco Sx20	3.667	-	3.667		Regulation-14(1)	Within original scope of work under Revised Cost Estimate received from other locations	
232	411701	Godrej 22,Pop Safe Chest	0.193	-	0.193		Regulation-14(1)	Within original scope of work under Revised Cost Estimate received from other locations	
233	411701	Godrej Chair 7002 - 2 PCS	0.129	-	0.129		Regulation-14(1)	Within original scope of work under Revised Cost Estimate received from other locations	
234	411701	Godrej Chair Model 5002T(E2) - 7 PCS	0.389	-	0.389		Regulation-14(1)	Within original scope of work under Revised Cost Estimate received from other locations	
235	411701	Godrej Companion Table C-3D - 3 PCS	0.234	-	0.234		Regulation-14(1)	Within original scope of work under Revised Cost Estimate received from other locations	
236	411701	Godrej Computer Chair Pch 5002T	0.116	-	0.116		Regulation-14(1)	Within original scope of work under Revised Cost Estimate received from other locations	
237	411701	Godrej Computer Table - 6 PCS	0.406	-	0.406		Regulation-14(1)	Within original scope of work under Revised Cost Estimate received from other locations	
238	412801	Godrej Int. Work Station D	0.029	-	0.029		Regulation-14(1)	Within original scope of work under Revised Cost Estimate received from other locations	



Sl. No.	GL Head	Head of Work / Equipment	ACE Claimed (Actual / Projected)				Regulation under which claimed	Justification	Admitted Cost by the Commission, if any
			Accrual basis	Un-discharged Liability included in col.3	Cash basis	IDC included in col.3			
1		2	3	4	5=3-4	6	7	8	9
239	411701	Godrej Pch 7002D Revolving Chair - 3 PCS	0.334	-	0.334		Regulation-14(1)	Within original scope of work under Revised Cost Estimate received from other locations	
240	411701	Godrej Table Model T-107	0.144	-	0.144		Regulation-14(1)	Within original scope of work under Revised Cost Estimate received from other locations	
241	411701	Godrej Table Model T-8 - 7 PCS	0.456	-	0.456		Regulation-14(1)	Within original scope of work under Revised Cost Estimate received from other locations	
242	411701	Godrej Table Model T-9 - 12 PCS	1.091	-	1.091		Regulation-14(1)	Within original scope of work under Revised Cost Estimate received from other locations	
243	411801	HCL Desktop (Infinity Pro BI 1295 Intel Core 2) - 10 PCS	3.443	-	3.443		Regulation-14(1)	Within original scope of work under Revised Cost Estimate received from other locations	
244	411801	HP Desktop Computer Model 6123	0.292	-	0.292		Regulation-14(1)	Within original scope of work under Revised Cost Estimate received from other locations	
245	411803	HP Laser Jet P1008 Plus - 2 PCS	0.160	-	0.160		Regulation-14(1)	Within original scope of work under Revised Cost Estimate received from other locations	
246	411803	HP Laser Jet Printer Model 1022	0.095	-	0.095		Regulation-14(1)	Within original scope of work under Revised Cost Estimate received from other locations	
247	411803	HP Laser Printer 1020 Plus - 2 PCS	0.140	-	0.140		Regulation-14(1)	Within original scope of work under Revised Cost Estimate received from other locations	
248	411803	HP Printer Laser Jet 1215CP	0.184	-	0.184		Regulation-14(1)	Within original scope of work under Revised Cost Estimate received from other locations	
249	412501	LCD Tv 26 Sony Klv 26T400A	0.258	-	0.258		Regulation-14(1)	Within original scope of work under Revised Cost Estimate received from other locations	
250	411801	LG Flatron Monitor	0.086	-	0.086		Regulation-14(1)	Within original scope of work under Revised Cost Estimate received from other locations	
251	412505	LG Refrigerator Model 215 Ltr	0.180	-	0.180		Regulation-14(1)	Within original scope of work under Revised Cost Estimate received from other locations	
252	412505	LG Refrigerator Model 244Gp - 2 PCS	0.220	-	0.220		Regulation-14(1)	Within original scope of work under Revised Cost Estimate received from other locations	
253	412008	LG Split Air Conditioner	0.302	-	0.302		Regulation-14(1)	Within original scope of work under Revised Cost Estimate received from other locations	



Sl. No.	GL Head	Head of Work / Equipment	ACE Claimed (Actual / Projected)				Regulation under which claimed	Justification	Admitted Cost by the Commission, if any
			Accrual basis	Un-discharged Liability included in col.3	Cash basis	IDC included in col.3			
1		2	3	4	5=3-4	6	7	8	9
254	412008	LG Window Air Condotioner - 2 PCS	0.423	-	0.423		Regulation-14(1)	Within original scope of work under Revised Cost Estimate received from other locations	
255	412801	Megger Essma Make 1000V - 2 PCS	0.031	-	0.031		Regulation-14(1)	Within original scope of work under Revised Cost Estimate received from other locations	
256	412020	Microtek 1500 Inverter - 2 PCS	0.180	-	0.180		Regulation-14(1)	Within original scope of work under Revised Cost Estimate received from other locations	
257	412801	Notice Board With Stand	0.027	-	0.027		Regulation-14(1)	Within original scope of work under Revised Cost Estimate received from other locations	
258	412801	Pin Board	0.033	-	0.033		Regulation-14(1)	Within original scope of work under Revised Cost Estimate received from other locations	
259	411701	Regency Pch 7002D - 2 PCS	0.148	-	0.148		Regulation-14(1)	Within original scope of work under Revised Cost Estimate received from other locations	
260	411701	Revolving Chait Pch 7002 - 5 PCS	0.492	-	0.492		Regulation-14(1)	Within original scope of work under Revised Cost Estimate received from other locations	
261	412501	Samsung 21 Flat 21M40Sm - 3 PCS	0.213	-	0.213		Regulation-14(1)	Within original scope of work under Revised Cost Estimate received from other locations	
262	412801	Samsung Laser Printer MI-1640 - 2 PCS	0.099	-	0.099		Regulation-14(1)	Within original scope of work under Revised Cost Estimate received from other locations	
263	412801	Samtek 1Kva Ups	0.042	-	0.042		Regulation-14(1)	Within original scope of work under Revised Cost Estimate received from other locations	
264	411701	Sofa Set & Centre Table	0.297	-	0.297		Regulation-14(1)	Within original scope of work under Revised Cost Estimate received from other locations	
265	411701	Table T-104	0.139	-	0.139		Regulation-14(1)	Within original scope of work under Revised Cost Estimate received from other locations	
266	412501	TV Samsung	0.193	-	0.193		Regulation-14(1)	Within original scope of work under Revised Cost Estimate received from other locations	
267	412801	Vijay Water Gyser Wh251 Abs - 2 PCS	0.090	-	0.090		Regulation-14(1)	Within original scope of work under Revised Cost Estimate received from other locations	
268	412008	Voltas Split Air Conditioner	0.312	-	0.312		Regulation-14(1)	Within original scope of work under Revised Cost Estimate received from other locations	



Sl. No.	GL Head	Head of Work / Equipment	ACE Claimed (Actual / Projected)				Regulation under which claimed	Justification	Admitted Cost by the Commission, if any
			Accrual basis	Un-discharged Liability included in col.3	Cash basis	IDC included in col.3			
1		2	3	4	5=3-4	6	7	8	9
269	412801	White Board 3X4	0.019	-	0.019		Regulation-14(1)	Within original scope of work under Revised Cost Estimate received from other locations	
270	411707	Wooden Bed Double With Box	0.160	-	0.160		Regulation-14(1)	Within original scope of work under Revised Cost Estimate received from other locations	
271	411707	Wooden Bed Single - 3 PCS	0.174	-	0.174		Regulation-14(1)	Within original scope of work under Revised Cost Estimate received from other locations	
272	412801	Wooden Bed Teak Wood Make - 3 PCS	0.133	-	0.133		Regulation-14(1)	Within original scope of work under Revised Cost Estimate received from other locations	
		Total	3,698.161	84.841	3,613.321				

1. In case the project has been completed and cost has already been admitted under any tariff notification(s) in the past, fill column 10 giving the cost as admitted for the purpose of tariff notification already issued by (Name of the authority) (Enclose copy of the tariff Order).
2. The above information needs to be furnished separately for each year / period of tariff period 2014-19.
3. In case of de-capitalisation of assets separate details to be furnished at column 1, 2, 3 and 4. Further, the original book value and year of capitalisation of such asset to be furnished at column 8. Where de-caps are on estimated basis the same to be shown separately.
4. Where any asset is rendered unserviceable the same shall be treated as de-capitalised during that year and original value of such asset to be shown at col. 3. And impaired value if any, year of its capitalisation to be mentioned at column 8.
5. Justification against each asset of capitalization should be specific to regulations under which claim has been made and the necessity of capitalization of that particular asset.

Note:

1. Fill the form in chronological order year wise along with detailed justification clearly bringing out the necessity and the benefits accruing to the beneficiaries.
2. In case initial spares are purchased along with any equipment, then the cost of such spares should be indicated separately. e.g. Rotor - 50 Crs. Initial spares- 5 Crs.

For Lodha & Co
Chartered Accountants
FRN No. 301051E

Partner : H. K. Verma
M. No. 055104



For NHPC Limited

(M.G. Gokhale)
CE (Commercial)
Commercial Division



Year wise Statement of Additional Capitalisation after COD

Name of the Petitioner :

NHPC LIMITED

Name of the Generating Station :


TEESTA LOW DAM - III POWER STATION

COD : 19.05.2013


For Financial Year : 2015-16

Amount ₹ in Lacs

Sl. No.	GL Head	Head of Work / Equipment	ACE Claimed (Actual / Projected)				Regulation under which claimed	Justification	Admitted Cost by the Commission, if any
			Accrual basis	Un-discharged Liability included in col.3	Cash basis	IDC included in col.3			
1	a	2	3	4	5=3-4	6	7	8	9
1	410121	Compensation for 71 Project Affected Families - TLD III PS	837.753	750.157	87.597		Regulation-14(1)	Within original scope of work under Revised Cost Estimate.	
2	410201	Construction of Concrete Pavement From RD 1215 To RD 1500 at TLD III PS	37.887	-	37.887		Regulation-14(1)	Within original scope of work under Revised Cost Estimate.	
3	410201	Balance Work Colony Roads By Metalling And Providing Premix Carpeting at Sec-A, TLD III PS	2.370	-	2.370		Regulation-14(1)	Within original scope of work under Revised Cost Estimate.	
4	410301	Balance Work in Building Containing Hydro Electric Generating Plant	81.574	-	81.574		Regulation-14(1)	Within original scope of work under Revised Cost Estimate.	
5	410301	Development of Area for Making Garden Near Entry Gate of Approach Road From Nh 31A To Power House of TLD III PS	2.911	-	2.911		Regulation-14(1)	Within original scope of work under Revised Cost Estimate.	
6	410301	Balance Work of False Ceiling & Painting of Conference Hall at Power House	0.895	-	0.895		Regulation-14(1)	Within original scope of work under Revised Cost Estimate.	
7	410301	Balance Work of Internal Electrification of office Near Transformer office at Power House	0.648	0.541	0.106		Regulation-14(1)	Within original scope of work under Revised Cost Estimate.	
8	410301	Plastering Work at Outside Power House Gable End & Mechanical Store Room at EI 184.00	2.934	-	2.934		Regulation-14(1)	Within original scope of work under Revised Cost Estimate.	
9	410301	Work executed through Providing And Fixing Chequered Plate Over Cable Trenches, Maintenance Seal, Cut Out Etc. at Turbine Floor of Power House of TLD III PS	12.241	-	12.241		Regulation-14(1)	Within original scope of work under Revised Cost Estimate.	
10	410301	Balance work done in Building Containing Hydro Electric Geberating Plant	9.017	-	9.017		Regulation-14(1)	Within original scope of work under Revised Cost Estimate.	
11	410304	Extension of 2nd Floor of Administrative Building at Sector-C, TLD III PS and Electrification	25.841	-	25.841		Regulation-14(3)	The extension is essentially required considering the strength of employee. The work has been taken up and executed after COD of Power Station.	





Sl. No.	GL Head	Head of Work / Equipment	ACE Claimed (Actual / Projected)				Regulation under which claimed	Justification	Admitted Cost by the Commission, if any
			Accrual basis	Un-discharged Liability included in col.3	Cash basis	IDC included in col.3			
1	a	2	3	4	5=3-4	6	7	8	9
12	410304	Extension of Quality Control office at Store Compex,TLD III PS	0.026	-	0.026		Regulation-14(3)	The extension is essentially required which was executed after COD of Power Station.	
13	410304	Balance Work of Protection And Fencing at Parade Ground at Sector-F,TLD III PS	28.006	-	28.006		Regulation-14(3)	This is the execution of balance work which is completed during FY 2015-16 and capitalised in same year.	
14	410324	Construction of officer's Club Cum Training Hall at Sector-F,TLD III PS	30.464	1.749	28.715		Regulation-14(3)	There was no officer club in Power Station for the entertainment of employee. Construction is essential which is completed during FY 2015-16.	
15	410326	Construction of Room Sheds(Temporary) for Visiting Service Engineers,Shift Duty Employee Etc.	68.989	3.812	65.177		Regulation-14(3)	The construction of room is essential for smooth operation and maintenance of equipments of Power House.	
16	410326	Balance Work of Internal Electrification of 05 Nos of Temporary Type Room Shed (3rd Block) at 27Th Mile,TLD III PS	4.1091	0	4.1091		Regulation-14(3)	This is the execution of balance work which is completed during FY 2015-16 and capitalised in same year.	
17	410328	Construction of CISF Strong Room at Store Complex Sector A	1.394	-	1.394		Regulation-14(3)	The construction has been done as per requirement of security agency which is essentially required.	
18	410328	Construction of DG Room at Sector-F at TLD III PS	0.020	-	0.020		Regulation-14(3)	The construction is essential for protection of DG set.	
19	410328	Creation of Children Park at Sector-F ,TLD III PS	1.962	-	1.962		Regulation-14(1)	Within original scope of work under Revised Cost Estimate.	
20	410328	Balance Work of Internal Electrification Work at Silt Lab,General office,Mechanical Work Shop.	1.935	-	1.935		Regulation-14(3)	This is the execution of balance work which is completed during FY 2015-16 and capitalised in same year.	
21	410328	Balance Work of Providing Roof And Provision of Concrete And Steel Tubular Railing In Administrative Building at Sector-F,TLD III PS	2.771	-	2.771		Regulation-14(3)	This is the execution of balance work which is completed during FY 2015-16 and capitalised in same year.	
22	410601	Balance Work executed in Dam And Barrages	381.585	-	381.585		Regulation-14(1)	Within original scope of work under Revised Cost Estimate.	




Sl. No.	GL Head	Head of Work / Equipment	ACE Claimed (Actual / Projected)				Regulation under which claimed	Justification	Admitted Cost by the Commission, if any
			Accrual basis	Un-discharged Liability included in col.3	Cash basis	IDC included in col.3			
1	a	2	3	4	5=3-4	6	7	8	9
23	410601	Construction of Access Path From Barrage To Silt Lab at Left Bank	2.650	-	2.650		Regulation-14(1)	Within original scope of work under Revised Cost Estimate.	
24	410601	Construction of Step Drain with Hume Pipe Across Road And Protection Wall From Rd 630.0 M To 656.0 M Along The Approach Road To Ph/Barrage, TLD III PS	1.305	-	1.305		Regulation-14(1)	Within original scope of work under Revised Cost Estimate.	
25	410601	Construction of Concrete Ramp at Both End of Bailey Bridge at Left Bank of TLD III PS Barrage	2.300	-	2.300		Regulation-14(1)	Within original scope of work under Revised Cost Estimate.	
26	410601	Balance work of Covering Over Cutout at Draft Tube Area And Steel Ladder at Service Bay at TLD III PS	0.080	-	0.080		Regulation-14(1)	Within original scope of work under Revised Cost Estimate.	
27	410601	Balance work of constructing the Wall Along Barrage Road	1.692	-	1.692		Regulation-14(1)	Within original scope of work under Revised Cost Estimate.	
28	410601	External Sewerage Pipeline And Plinth Protection for Silt Lab Building at Left Bank of Barrage	2.189	-	2.189		Regulation-14(1)	Within original scope of work under Revised Cost Estimate.	
29	410601	Lowering of River Bed Downstream of TRC for TLD III PS	21.885	-	21.885		Regulation-14(1)	Within original scope of work under Revised Cost Estimate.	
30	410601	Premix Carpeting From Rd 852 M To 1187 On Access Road To Ph/ Barrage Including Bituminous Macadam Layer at Some Locations	11.195	-	11.195		Regulation-14(1)	Within original scope of work under Revised Cost Estimate.	
31	410601	Preparatory Works for In Situ Soil Mechanic Testing for Storage of Stop Logs at Left Bank of TLD III PS	2.557	0.152	2.405		Regulation-14(1)	Within original scope of work under Revised Cost Estimate.	
32	410601	Balance work in widening of TRC	0.144	-	0.144		Regulation-14(1)	Within original scope of work under Revised Cost Estimate.	
33	410601	Balance work executed in Dam And Barrages	52.398	-	52.398		Regulation-14(1)	Within original scope of work under Revised Cost Estimate.	
34	410701	Super Separator(Bisep Config.Package) Flow 130-225 Gpm(30-51 M3/Hr) Purge 1 1/2 In, Lakos, Jpx-0130	16.640	-	16.640		Regulation-14(1)	Within original scope of work under Revised Cost Estimate.	
35	410701	Cost Compensation Claim for E&M Work Done By M/S AHPL	142.563	-	142.563		Regulation-14(1)	Within original scope of work under Revised Cost Estimate.	





Sl. No.	GL Head	Head of Work / Equipment	ACE Claimed (Actual / Projected)				Regulation under which claimed	Justification	Admitted Cost by the Commission, if any
			Accrual basis	Un-discharged Liability included in col.3	Cash basis	IDC included in col.3			
1	a	2	3	4	5=3-4	6	7	8	9
36	410701 & 410714	Water Jet Educator, (As Per Manufacturer Dgr No.Q-408/Gad)	2.999	-	2.999		Regulation-14(1)	Within original scope of work under Revised Cost Estimate.	
37	410702	Dist. Transformer, 11Kv/433V, 500Kva, Step Down, 3PH., 50Hz, Cu Wound, Outdoor Type, Oil Filled, Onan Compl	6.149	-	6.149		Regulation-14(1)	Within original scope of work under Revised Cost Estimate.	
38	410709	4 Ton Stand AC - Voltas - Venture Slimline	2.685	-	2.685		Regulation-14(1)	Within original scope of work under Revised Cost Estimate.	
39	410714	Remote Terminal Unit with PLCC Modems	26.960	-	26.960		Regulation-14(3)	Since establishment of real time data communication is very important. To establish an alternate link for real time data at SLDC Howrah, RTU with PLCC Modem were purchased and installed.	
40	410714	Air Circuit Breaker 800A, 65KA, 3Pole Electrically Operated Micrologic 6.0 P - 6 PCS	25.751	-	25.751		Regulation-14(3)	The material has been purchased and used for replacement of damaged part.	
41	410714	Kleentel Ferrocure Electrostatic Liquid Cleaner Machine - 4 PCS	15.301	-	15.301		Regulation-14(1)	Initial Spares purchased within ceiling limit as specified in CERC Tariff Regulations'2009. The item is covered under Revised Cost Estimate.	
42	410714	Lubeoil Filtration Machine, 1200 LPH Capacity	28.093	-	28.093		Regulation-14(1)	Initial Spares purchased within ceiling limit as specified in CERC Tariff Regulations'2009. The item is covered under Revised Cost Estimate.	
43	411101	Excavators-Hydraulic, Tata Hitachi, Oh083LC	41.872	4.187	37.685		Regulation-14(1)	Within original scope of work under Revised Cost Estimate	
44	411109	Hydraulic Mobile Crane RT630C-30MT	166.168	-	166.168		Regulation-14(1)	Within original scope of work under Revised Cost Estimate	
45	411112	3 PH, 415 V, 7.5 KW, Motor	0.690	-	0.690		Regulation-14(1)	Initial Spares within ceiling limit as specified in CERC Tariff Regulation'2009 (Within Revised Cost Estimate)	
46	411112	Control Panel with Star Delta Starter, Voltmeter with Selector Switch Ammeter, Indicating Lamps, Single	0.095	-	0.095		Regulation-14(1)	Initial Spares within ceiling limit as specified in CERC Tariff Regulation'2009 (Within Revised Cost Estimate)	
47	411112	Monoblock Pump Set 3-Phase 415 Volts, 3 PH	0.756	-	0.756		Regulation-14(1)	Initial Spares within ceiling limit as specified in CERC Tariff Regulation'2009 (Within Revised Cost Estimate)	





Sl. No.	GL Head	Head of Work / Equipment	ACE Claimed (Actual / Projected)				Regulation under which claimed	Justification	Admitted Cost by the Commission, if any
			Accrual basis	Un-discharged Liability included in col.3	Cash basis	IDC included in col.3			
1	a	2	3	4	5=3-4	6	7	8	9
48	411112	Monoblock Pump Set-20Hp, Kdt2070	0.755	-	0.755		Regulation-14(1)	Initial Spares within ceiling limit as specified in CERC Tariff Regulation'2009 (Within Revised Cost Estimate)	
49	411112	Screw Pump, Model No. T3St90/42	12.197	1.220	10.977		Regulation-14(1)	Initial Spares within ceiling limit as specified in CERC Tariff Regulation'2009 (Within Revised Cost Estimate)	
50	411112	Submersible Pump 90 KW-KSB & KRTRK 150-401/954Ung1-K	15.674	1.567	14.107		Regulation-14(1)	Initial Spares within ceiling limit as specified in CERC Tariff Regulation'2009 (Within Revised Cost Estimate)	
51	411130	Elec. Optd. VFD Cont. 3 TON Rev. Winch with Wire Rope, Gearbox, Motor, Control Panel And Canopy	7.293	-	7.293		Regulation-14(1)	Within original scope of work under Revised Cost Estimate	
52	411201	Construction of Curring Tank for Quality Control Division And Water Supply Fitting at Sector-A	2.414	-	2.414		Regulation-14(1)	Within original scope of work under Revised Cost Estimate	
53	411201	Construction of Water Tank at Sector-A for Water Supply in CISF Area	2.735	-	2.735		Regulation-14(1)	Within original scope of work under Revised Cost Estimate	
54	411201	Balance work in Water Supply system	22.416	-	22.416		Regulation-14(1)	Within original scope of work under Revised Cost Estimate	
55	411505	Fire Tender, Tata, Lp1613TC	28.390	-	28.390		Regulation-14(1)	Within original scope of work under Revised Cost Estimate	
56	411508	Mini Truck Tata 407(Turbo)	6.103	-	6.103		Regulation-14(1)	Within original scope of work under Revised Cost Estimate	
57	411701	Office Table Steel 6X3	0.125	-	0.125		Regulation-14(1)	Within original scope of work under Revised Cost Estimate	
58	411701	Armourer Table Size 6X3X3.5	0.248	-	0.248		Regulation-14(1)	Within original scope of work under Revised Cost Estimate	
59	411701	Executive Revolving Chair with Push Back System - 3 PCS	0.249	-	0.249		Regulation-14(1)	Within original scope of work under Revised Cost Estimate	
60	411701	Executive Chair with Arm, Cushion Seat, Gas Lifting Mechanism, Chr 8000 - 7 PCS	0.524	0.524	-		Regulation-14(1)	Within original scope of work under Revised Cost Estimate	
61	411701	Godrej Chair Bravo 9U01R - 23 PCS	1.776	-	1.776		Regulation-14(1)	Within original scope of work under Revised Cost Estimate	
62	411701	Godrej Make Steel Rack (2510 Mm X 2000 Mm X 800 Mm) 5 Shelf - 10 PCS	3.738	-	3.738		Regulation-14(1)	Within original scope of work under Revised Cost Estimate	
63	411701	Godrej Storewel Wardrobe-H1 Model - 3 PCS	0.779	0.779	-		Regulation-14(1)	Within original scope of work under Revised Cost Estimate	




Sl. No.	GL Head	Head of Work / Equipment	ACE Claimed (Actual / Projected)				Regulation under which claimed	Justification	Admitted Cost by the Commission, if any
			Accrual basis	Un-discharged Liability included in col.3	Cash basis	IDC included in col.3			
1	a	2	3	4	5=3-4	6	7	8	9
64	411701	Furniture and its installation	0.091	-	0.091		Regulation-14(1)	Within original scope of work under Revised Cost Estimate	
65	411701	Modular Furniture (KBPT) - 29 PCS	0.382	-	0.382		Regulation-14(1)	Within original scope of work under Revised Cost Estimate	
66	411701	Metal Gate Shed Aluminium Cover , Height = 7.5', Top Cover = 4'X3', Stand = 18" - 2 PCS	0.599	-	0.599		Regulation-14(1)	Within original scope of work under Revised Cost Estimate	
67	411701	Mid Back Bravo Chair, Pch-9U02R - 6 PCS	0.415	-	0.415		Regulation-14(1)	Within original scope of work under Revised Cost Estimate	
68	411701	Office Table 4X2 - 7 PCS	0.401	0.401	-		Regulation-14(1)	Within original scope of work under Revised Cost Estimate	
69	411701	Steel Almirah Small Size 50 X 30 X 17 office Type. - 20 PCS	1.511	-	1.511		Regulation-14(1)	Within original scope of work under Revised Cost Estimate	
70	411701	Steel office Table Size : 5 X 3 Ft - 2 PCS	0.173	0.173	-		Regulation-14(1)	Within original scope of work under Revised Cost Estimate	
71	411701	Storage Gain H: 2750Mm, W:3000 Mm, D:500Mm - 2 PCS	2.309	-	2.309		Regulation-14(1)	Within original scope of work under Revised Cost Estimate	
72	411701	Storage Gain H: 2750Mm, W:4000 Mm, D:500Mm - 3 PCS	4.582	-	4.582		Regulation-14(1)	Within original scope of work under Revised Cost Estimate	
73	411701	Storage Gain Storeup Overhead Storage H: 4050Mm, W:326 Mm, D:785Mm	0.365	-	0.365		Regulation-14(1)	Within original scope of work under Revised Cost Estimate	
74	411701	Storage Gain with Overhead Storage H: 2750Mm, W:1500 Mm, D:500Mm	0.582	-	0.582		Regulation-14(1)	Within original scope of work under Revised Cost Estimate	
75	411701	Storage Optimzer 4 Body Optimizer W2 - 3 PCS	3.837	-	3.837		Regulation-14(1)	Within original scope of work under Revised Cost Estimate	
76	411701	Storage Gain H: 2750 Mm W: 2000 Mm D : 500Mm - 2 PCS	1.563	-	1.563		Regulation-14(1)	Within original scope of work under Revised Cost Estimate	
77	411701	Storage Gain H: 2750 Mm W: 5000 Mm D : 500Mm	1.900	-	1.900		Regulation-14(1)	Within original scope of work under Revised Cost Estimate	
78	411701	Storewell of Size 78X34X19 with Four Fixed Selves - 5 PCS	0.497	0.497	-		Regulation-14(1)	Within original scope of work under Revised Cost Estimate	
79	411701	TV Cabinet Set of 18 Mm Pce Laminated Beaten Board(8'X42'X12') with 3 Compartments&Locking System	0.190	-	0.190		Regulation-14(1)	Within original scope of work under Revised Cost Estimate	
80	411701	Wooden Box Teek 2X1.5X1	0.175	-	0.175		Regulation-14(1)	Within original scope of work under Revised Cost Estimate	
81	411701	Workstation Nova 2Dr Free Standing Pedestal Box + File , H: 497, W: 390, - 6 PCS	0.346	-	0.346		Regulation-14(1)	Within original scope of work under Revised Cost Estimate	



Sl. No.	GL Head	Head of Work / Equipment	ACE Claimed (Actual / Projected)				Regulation under which claimed	Justification	Admitted Cost by the Commission, if any
			Accrual basis	Un-discharged Liability included in col.3	Cash basis	IDC included in col.3			
1	a	2	3	4	5=3-4	6	7	8	9
82	411701	Workstation- Echo Sliding Door Storage W:900 Mm, H: 695Mm,D:450Mm Prelaminated Particle Board Make - 23 PCS	2.993	-	2.993		Regulation-14(1)	Within original scope of work under Revised Cost Estimate	
83	411701	Work station tile Based Derive Panel Thickness 50Mm, H: 1200 Mm, Worktop Size: W : 1200Mm, D: 600Mm - 6 PCS	1.744	-	1.744		Regulation-14(1)	Within original scope of work under Revised Cost Estimate	
84	411701	Work station tile Based Derive Panel Thickness 50Mm, H: 1200 Mm, Worktop Size: W : 1350Mm, D: 600Mm - 23 PCS	8.116	-	8.116		Regulation-14(1)	Within original scope of work under Revised Cost Estimate	
85	411702	Dressing Table Teak Wood with Stool.	0.126	-	0.126		Regulation-14(1)	Within original scope of work under Revised Cost Estimate	
86	411702	Iron Bed of Size 3'X6.5' with 19Mm Ply Along with Mosquito Stand - 10 PCS	0.707	-	0.707		Regulation-14(1)	Within original scope of work under Revised Cost Estimate	
87	411702	Wooden Bed Size 6-1/2'X3' - 4 PCS	0.345	-	0.345		Regulation-14(1)	Within original scope of work under Revised Cost Estimate	
88	411702	Wooden Dinning Table of Size 3'10X3'4 Prelimaneted Board Top & Wooden Legs. - 3 PCS	0.576	0.576	-		Regulation-14(1)	Within original scope of work under Revised Cost Estimate	
89	411702	Wooden Double Bed 6' X 6.5'	0.252	-	0.252		Regulation-14(1)	Within original scope of work under Revised Cost Estimate	
90	411702	Wooden Single Bed of Size 78X36 - 20 PCS	1.672	-	1.672		Regulation-14(1)	Within original scope of work under Revised Cost Estimate	
91	411707	Centre Table with Glass Top (36X18) - 6 PCS	0.433	0.433	-		Regulation-14(1)	Within original scope of work under Revised Cost Estimate	
92	411707	Dining Chair - 18 PCS	0.909	0.909	-		Regulation-14(1)	Within original scope of work under Revised Cost Estimate	
93	411707	Dinning Set, Six Nos. Steel Dining Chair with Cushioned Seat, Table with 5'X3' Glass Top	0.220	-	0.220		Regulation-14(1)	Within original scope of work under Revised Cost Estimate	
94	411707	Gyser 25 Ltr. Capacity - 7 PCS	0.739	-	0.739		Regulation-14(1)	Within original scope of work under Revised Cost Estimate	
95	411707	Halogen Heater 3 Rod - 2 PCS	0.030	-	0.030		Regulation-14(1)	Within original scope of work under Revised Cost Estimate	
96	411707	Service Cabinet Made of Waterproof Plywood & Teak Ply with Melamine Polish Top (Size 36X18) - 3 PCS	0.532	-	0.532		Regulation-14(1)	Within original scope of work under Revised Cost Estimate	




Sl. No.	GL Head	Head of Work / Equipment	ACE Claimed (Actual / Projected)				Regulation under which claimed	Justification	Admitted Cost by the Commission, if any
			Accrual basis	Un-discharged Liability included in col.3	Cash basis	IDC included in col.3			
1	a	2	3	4	5=3-4	6	7	8	9
97	411707	Teakwood Made Dining Chair with Padded Seat Melamine Polish (Upto 1.5'X1.5'') - 12 PCS	0.714	-	0.714		Regulation-14(1)	Within original scope of work under Revised Cost Estimate	
98	411707	Teakwood Made Dining Table with Melamine Polish Top (Size 4'X3') - 3 PCS	0.462	-	0.462		Regulation-14(1)	Within original scope of work under Revised Cost Estimate	
99	411707	Teakwood Made Sofa Set (3+1+1) with Wooden Centre Table Having Glass Top of Size 48X24	0.421	0.421	-		Regulation-14(1)	Within original scope of work under Revised Cost Estimate	
100	411707	Water Geyser, 2 Kw,230 Volt , 25 Ltr. Storage Capacity (Vertical Type) Having Automatic Control - 4 PCS	0.423	-	0.423		Regulation-14(1)	Within original scope of work under Revised Cost Estimate	
101	411707	Water Geyser, 2 Kw,230 Volt , 35 Ltr. Storage Capacity (Vertical Type) Having Automatic Control	0.119	-	0.119		Regulation-14(1)	Within original scope of work under Revised Cost Estimate	
102	411801	20" Tft Monitor - 5 PCS	0.324	-	0.324		Regulation-14(1)	Within original scope of work under Revised Cost Estimate	
103	411801	Desktop Computer Core I5,3.2 Ghz,8Gb Ddr3,1TB HDD,Win8.1 Pro Os Tft18.5",Dell Vostro 3900 - 5 PCS	2.960	-	2.960		Regulation-14(1)	Within original scope of work under Revised Cost Estimate	
104	411801	Desktop Computer Core I5,3.4 Ghz,8Gb Ddr3,1TB HDD,Win8.1 Pro Os Tft18.5",Dell Vostro 3900 - 5 PCS	2.979	-	2.979		Regulation-14(1)	Within original scope of work under Revised Cost Estimate	
105	411801	Laptop, HP Model P206Tx - 5 PCS	2.914	-	2.914		Regulation-14(1)	Within original scope of work under Revised Cost Estimate	
106	411801	Personal Computer(Desktop), Hp 406 G1 - 4 PCS	2.380	-	2.380		Regulation-14(1)	Within original scope of work under Revised Cost Estimate	
107	411803	HP Deskjet Ink Advantage 2520 Hc All In One Printer - 8 PCS	0.724	-	0.724		Regulation-14(1)	Within original scope of work under Revised Cost Estimate	
108	411803	HP Laserjet Pro Mfp M128Fn,Multifunction Print,Scan,Copy,Fax - 2 PCS	0.377	-	0.377		Regulation-14(1)	Within original scope of work under Revised Cost Estimate	
109	411804	24 Port Ethernet 10/100/1000 Gigabit Switch with 4Sfp Slots(Layer3)	0.290	-	0.290		Regulation-14(1)	Within original scope of work under Revised Cost Estimate	
110	411804	3 Kva Online Ups, Microtek, 8 PCS	0.728	-	0.728		Regulation-14(1)	Within original scope of work under Revised Cost Estimate	




Sl. No.	GL Head	Head of Work / Equipment	ACE Claimed (Actual / Projected)				Regulation under which claimed	Justification	Admitted Cost by the Commission, if any
			Accrual basis	Un-discharged Liability included in col.3	Cash basis	IDC included in col.3			
1	a	2	3	4	5=3-4	6	7	8	9
111	411804	5.6Kva Ups, Microtek, Model 5600/Va/5.6Kva	0.340	-	0.340		Regulation-14(1)	Within original scope of work under Revised Cost Estimate	
112	411804	CMOS Camera - Hikvision, Model:Ds2Cd2010 - 3 PCS	0.412	0.412	-		Regulation-14(1)	Within original scope of work under Revised Cost Estimate	
113	411804	AC including Installation (Blue Star)	4.097	-	4.097		Regulation-14(1)	Within original scope of work under Revised Cost Estimate	
114	411804	LAN Switch 8 Port	0.113	-	0.113		Regulation-14(3)	Part of CCTV installed at Power station. Esstential requirement for Security & Monitoring Purpose	
115	411804	LAN Switch, 16 Port - 2 PCS	0.150	-	0.150		Regulation-14(3)	Part of CCTV installed at Power station. Esstential requirement for Security & Monitoring Purpose	
116	411804	Network Video Recorder 4-Channel (Support Upto 8 Channel) - Hikvision, Model: Nvr-Ds 7608	0.183	0.183	-		Regulation-14(3)	Part of CCTV installed at Power station. Esstential requirement for Security & Monitoring Purpose	
117	411804	Switch Rack 12U Complete with Accessories - 2 PCS	0.166	-	0.166		Regulation-14(3)	Part of CCTV installed at Power station. Esstential requirement for Security & Monitoring Purpose	
118	411806	24 Port Ethernet 10/100/1000 Gigabit Switch with 4Sfp Slots(Layer3)	0.121	-	0.121		Regulation-14(1)	Within original scope of work under Revised Cost Estimate	
119	411806	8 Port Poe Switch - D-Link, Model:D-Link Des-1210-08P	0.094	0.094	-		Regulation-14(1)	Within original scope of work under Revised Cost Estimate	
120	411806	GSM Modem ,Rs-232,Quad Band 900/1800Mhz	2.473	-	2.473		Regulation-14(1)	Within original scope of work under Revised Cost Estimate	
121	411806	LAN Switch, 16 Port - 3 PCS	0.224	-	0.224		Regulation-14(1)	Within original scope of work under Revised Cost Estimate	
122	411806	LAN Switch, 24 Ports, 10/100/1000 Speed, 4 ofc Input Ports	0.290	-	0.290		Regulation-14(1)	Within original scope of work under Revised Cost Estimate	
123	411806	Media Converter Gigabit - SM (1000Mbps) - 2 PCS	0.173	-	0.173		Regulation-14(1)	Within original scope of work under Revised Cost Estimate	
124	411806	Wireless Indoor Access Point - 3 PCS	0.287	-	0.287		Regulation-14(1)	Within original scope of work under Revised Cost Estimate	
125	411902	Intex Aqua Xtreme V Smart Phone - 2 PCS	0.234	-	0.234		Regulation-14(1)	Within original scope of work under Revised Cost Estimate	
126	411903	Digital IP EPABX System Model Eternity GE12S Matrix - 3 PCS	1.124	-	1.124		Regulation-14(1)	Within original scope of work under Revised Cost Estimate	



Sl. No.	GL Head	Head of Work / Equipment	ACE Claimed (Actual / Projected)				Regulation under which claimed	Justification	Admitted Cost by the Commission, if any
			Accrual basis	Un-discharged Liability included in col.3	Cash basis	IDC included in col.3			
1	a	2	3	4	5=3-4	6	7	8	9
127	412003	Digital Photocopier Machine - 2PCS	1.502	0.740	0.762		Regulation-14(1)	Within original scope of work under Revised Cost Estimate	
128	412007	Videocon Washing Machine (Semi-Automatic) 7.2 Kg (Model - Wmvs72H12-Dm)	0.095	-	0.095		Regulation-14(1)	Within original scope of work under Revised Cost Estimate	
129	412008	2.0 Tr Split Ac (3 Star Rated Or Above) with Remote Make-Hitachi - 5 PCS	2.385	2.385	-		Regulation-14(1)	Within original scope of work under Revised Cost Estimate	
130	412008	Air Conditioner Hitachi 1.5 Tr, Hitachi Reidan-Rau518Hth	0.375	0.375	-		Regulation-14(1)	Within original scope of work under Revised Cost Estimate	
131	412020	Aquaguard Commercial Water Cooler Purifier with Storage Capacity 80 Ltrs. - 3 PCS	2.480	0.496	1.984		Regulation-14(1)	Within original scope of work under Revised Cost Estimate	
132	412020	Kent RO Grand Plus	0.190	-	0.190		Regulation-14(1)	Within original scope of work under Revised Cost Estimate	
133	412020	Kent RO Water Purifier-Pearl	0.176	-	0.176		Regulation-14(1)	Within original scope of work under Revised Cost Estimate	
134	412020	Oil Filled Heater 9 Fins - 2 PCS	0.209	-	0.209		Regulation-14(1)	Within original scope of work under Revised Cost Estimate	
135	412020	Oil Filled Radiator/Heater - 3 PCS	0.354	-	0.354		Regulation-14(1)	Within original scope of work under Revised Cost Estimate	
136	412020	PA System Amplifier (Ssa-160Dp) 160W , 5 Mic And 2 Aux Inputs (Make: Ahuja)	0.125	-	0.125		Regulation-14(1)	Within original scope of work under Revised Cost Estimate	
137	412020	Pureit Ultima RO+UV Water Purifier	0.215	-	0.215		Regulation-14(1)	Within original scope of work under Revised Cost Estimate	
138	412020	Universal Vacuum Cleaner, Hilti, Item Code-222209	0.441	-	0.441		Regulation-14(1)	Within original scope of work under Revised Cost Estimate	
139	412020	Water Perifier Aquaguard Total Protec+RO&UV - 2 PCS	0.451	0.090	0.360		Regulation-14(1)	Within original scope of work under Revised Cost Estimate	
140	412201	MS Office Std 2013 Inc Olp D Govt. for 80 Users	14.009	-	14.009		Regulation-14(1)	Within original scope of work under Revised Cost Estimate	
141	412502	Compressive Testing Machine - 2000 KN	2.889	-	2.889		Regulation-14(1)	Within original scope of work under Revised Cost Estimate	
142	412502	Prism Target, Model Ert-10P3 Complete with Convergence Bolt & Break off Point - 13 PCS	1.163	-	1.163		Regulation-14(1)	Within original scope of work under Revised Cost Estimate	




Sl. No.	GL Head	Head of Work / Equipment	ACE Claimed (Actual / Projected)				Regulation under which claimed	Justification	Admitted Cost by the Commission, if any
			Accrual basis	Un-discharged Liability included in col.3	Cash basis	IDC included in col.3			
1	a	2	3	4	5=3-4	6	7	8	9
143	412503	Angle Grinder Dcg 180P 7, Hilti, Dcg180P 7" (Item No 71702) - 2 PCS	0.473	-	0.473		Regulation-14(1)	Within original scope of work under Revised Cost Estimate	
144	412503	Battery Charger Heavy Duty 72 Volts	0.213	-	0.213		Regulation-14(1)	Within original scope of work under Revised Cost Estimate	
145	412503	Carbon Dioxide Fire Extinguisher 4.5 Kg - 15 PCS	0.996	-	0.996		Regulation-14(1)	Within original scope of work under Revised Cost Estimate	
146	412503	CO2 Type Fire Extinguisher, Complete with All Fittings As Per Is, Capacity 3 Kgs. - 11 PCS	0.605	-	0.605		Regulation-14(1)	Within original scope of work under Revised Cost Estimate	
147	412503	CO2 Type Fire Extinguisher, Complete with All Necessary Fittings As Per Is, Capacity-6.5 Kg - 4 PCS	0.364	-	0.364		Regulation-14(1)	Within original scope of work under Revised Cost Estimate	
148	412503	Diamond Cutter Dch 300 230V-Cutting Depth 120 Mm	1.217	-	1.217		Regulation-14(1)	Within original scope of work under Revised Cost Estimate	
149	412503	Echograph" T" RSG-35	2.573	-	2.573		Regulation-14(3)	Hospital items, esstentially required.	
150	412503	Micropilot Measuring Range 20 Mtrs.	3.749	-	3.749		Regulation-14(1)	Within original scope of work under Revised Cost Estimate	
151	412503	Solar Panel Full Automatic Power Supply Unit 24V, 100A	1.003	-	1.003		Regulation-14(3)	Reduction in electricity charge (inturn saving in O&M expenses) will be passed to beneficiaries when the O & M expenses will be allowed based on actual O&M expenses.	
152	412503	Super Door Frame Metal Detector with 9 Zone Sensitivity & Entry/Exit Counter Balance Arrangement	3.372	-	3.372		Regulation-14(3)	Requirement of Security agency.	
153	412503	TE 40 Rotary Hammer Drilling Machine, Hilti, Te 40 (Item No 383876)	0.622	-	0.622		Regulation-14(1)	Within original scope of work under Revised Cost Estimate	
154	412503	TE2M Drilling Machine , Hilti, TE 2M (Item No 383251)	0.182	-	0.182		Regulation-14(1)	Within original scope of work under Revised Cost Estimate	
155	412503	Water Jet Educator, (As Per Manufacturer Dgr No.Q-408/Gad) - 3 PCS	1.775	-	1.775		Regulation-14(1)	Within original scope of work under Revised Cost Estimate	
156	412505	Refrigerator Double Door (360 L)-Make-Lg, Model: Gld402Jhsl	0.439	-	0.439		Regulation-14(1)	Within original scope of work under Revised Cost Estimate	
157	412801	Web Camera I Ball Chd20 5 PCS	0.057	-	0.057		Regulation-	Within original scope of work under Revised Cost Estimate	



Sl. No.	GL Head	Head of Work / Equipment	ACE Claimed (Actual / Projected)				Regulation under which claimed	Justification	Admitted Cost by the Commission, if any
			Accrual basis	Un-discharged Liability included in col.3	Cash basis	IDC included in col.3			
1	a	2	3	4	5=3-4	6	7	8	9
158	412801	3G USB Modem Micromax Mmx 210G - 10 PCS	0.144	-	0.144		Regulation-14(1)	Within original scope of work under Revised Cost Estimate	
159	412801	600 VA UPS, APC Make - 4 PCS	0.096	-	0.096		Regulation-14(1)	Within original scope of work under Revised Cost Estimate	
160	412801	ABC Powder Type Fire Extinguisher Capacity 6 Kg - 6 PCS	0.168	-	0.168		Regulation-14(1)	Within original scope of work under Revised Cost Estimate	
161	412801	Brass Test Sieve, Size 0.062 Mm, Dia 8 Inch Make: Standerd, Model: Bss - 2 PCS	0.053	-	0.053		Regulation-14(1)	Within original scope of work under Revised Cost Estimate	
162	412801	Carbon Dioxide Fire Extinguisher 2 Kg - 3 PCS	0.144	-	0.144		Regulation-14(1)	Within original scope of work under Revised Cost Estimate	
163	412801	Ceiling Fan - 10 PCS	0.255	-	0.255		Regulation-14(1)	Within original scope of work under Revised Cost Estimate	
164	412801	Centre Table with Glass Top (36X18) - 12 PCS	0.495	-	0.495		Regulation-14(1)	Within original scope of work under Revised Cost Estimate	
165	412801	Computer Table 30X18 - 4 PCS	0.166	0.166	-		Regulation-14(1)	Within original scope of work under Revised Cost Estimate	
166	412801	Crack Meter, Model Edj-40C - 3 PCS	0.026	-	0.026		Regulation-14(1)	Within original scope of work under Revised Cost Estimate	
167	412801	Dlink Dsl-2750U Wireless Adsl Router	0.027	-	0.027		Regulation-14(1)	Within original scope of work under Revised Cost Estimate	
168	412801	EDP Equipment including Ahuja Mic	0.393	-	0.393		Regulation-14(1)	Within original scope of work under Revised Cost Estimate	
169	412801	Electrically Driven Monnoblok Pump	0.046	-	0.046		Regulation-14(1)	Within original scope of work under Revised Cost Estimate	
170	412801	Fire Extinguisher ABC Type 4 Kgs - 12 PCS	0.282	-	0.282		Regulation-14(1)	Within original scope of work under Revised Cost Estimate	
171	412801	Fire Extinguser ABC Type Capacity 9 Kg - 13 PCS	0.409	-	0.409		Regulation-14(1)	Within original scope of work under Revised Cost Estimate	
172	412801	Heater / Convector 14 PCS	0.376	-	0.376		Regulation-14(1)	Within original scope of work under Revised Cost Estimate	
173	412801	LAN Switch 8 Port - 2 PCS	0.019	-	0.019		Regulation-14(1)	Within original scope of work under Revised Cost Estimate	
174	412801	Mixer Grinder and electric kettle	0.054	-	0.054		Regulation-14(1)	Within original scope of work under Revised Cost Estimate	



Sl. No.	GL Head	Head of Work / Equipment	ACE Claimed (Actual / Projected)				Regulation under which claimed	Justification	Admitted Cost by the Commission, if any
			Accrual basis	Un-discharged Liability included in col.3	Cash basis	IDC included in col.3			
1	a	2	3	4	5=3-4	6	7	8	9
175	412801	Numeric 1KVA UPS - 12 PCS	0.588	-	0.588		Regulation-14(1)	Within original scope of work under Revised Cost Estimate	
176	412801	Office Chair Cushioned Seat & Back, Pipe Frame with Arm - 7 PCS	0.112	0.112	-		Regulation-14(1)	Within original scope of work under Revised Cost Estimate	
177	412801	PA Driver Units, Model No. Au-40 - 4 PCS	0.073	-	0.073		Regulation-14(1)	Within original scope of work under Revised Cost Estimate	
178	412801	PVC Cushioned Chair (Supreme Ornate) - 20 PCS	0.544	0.544	-		Regulation-14(1)	Within original scope of work under Revised Cost Estimate	
179	412801	Revolving Chair Cushioned Seat & Back - 4 PCS	0.122	0.122	-		Regulation-14(1)	Within original scope of work under Revised Cost Estimate	
180	412801	Screw Jack 10T - 4 PCS	0.059	-	0.059		Regulation-14(1)	Within original scope of work under Revised Cost Estimate	
181	412801	Search Light with Charging Adapter (Light 1/2 Km Range) - 4 PCS	0.199	-	0.199		Regulation-14(1)	Within original scope of work under Revised Cost Estimate	
182	412801	Side Table - 14 PCS	0.444	-	0.444		Regulation-14(1)	Within original scope of work under Revised Cost Estimate	
183	412801	Stabilizer 2 Kva - 4 PCS	0.183	-	0.183		Regulation-14(1)	Within original scope of work under Revised Cost Estimate	
184	412801	Toster 4 Slider Make: Murphy Rechards Model: Europa 4 Slice	0.021	-	0.021		Regulation-14(1)	Within original scope of work under Revised Cost Estimate	
185	412801	Twin Caller Id Phone M-78 - 2 PCS	0.073	-	0.073		Regulation-14(1)	Within original scope of work under Revised Cost Estimate	
186	4103XX	Reservoir Rim Treatment (RRT) Works - Allocated In Buildings	11.717	-	11.717		Regulation-14(1)	Within original scope of work under Revised Cost Estimate	
187	4106XX	Reservoir Rim Treatment (RRT) Works - Allocated In Dam And Barrages	92.733	-	92.733		Regulation-14(1)	Within original scope of work under Revised Cost Estimate	
188	4107XX	Reservoir Rim Treatment (RRT) Works - Allocated In Main Generating Equipments	56.315	-	56.315		Regulation-14(1)	Within original scope of work under Revised Cost Estimate	
189	410714	Moog Valve	30.600	-	30.600		Regulation-14(1)	Initial Spares purchased within ceiling limit as specified in CERC Tariff Regulation'2009. The item is covered under revised cost estimate.	
Inter-unit Transfers of Assets				-					



Sl. No.	GL Head	Head of Work / Equipment	ACE Claimed (Actual / Projected)				Regulation under which claimed	Justification	Admitted Cost by the Commission, if any
			Accrual basis	Un-discharged Liability included in col.3	Cash basis	IDC included in col.3			
1	a	2	3	4	5=3-4	6	7	8	9
190	411130	Accelerograph System Along With All Accessories - 2PCS	16.485	-	16.485		Regulation-14(1)	Within original scope of work under Revised Cost Estimate received from other locations	
		Total	2,539.587	773.818	1,765.769	-			


1. In case the project has been completed and cost has already been admitted under any tariff notification(s) in the past, fill column 10 giving the cost as admitted for the purpose of tariff notification already issued by (Name of the authority) (Enclose copy of the tariff Order).
2. The above information needs to be furnished separately for each year / period of tariff period 2014-19.
3. In case of de-capitalisation of assets separate details to be furnished at column 1, 2, 3 and 4. Further, the original book value and year of capitalisation of such asset to be furnished at column 8. Where de-caps are on estimated basis the same to be shown separately.
4. Where any asset is rendered unserviceable the same shall be treated as de-capitalised during that year and original value of such asset to be shown at col. 3. And impaired value if any, year of its capitalisation to be mentioned at column 8.
5. Justification against each asset of capitalization should be specific to regulations under which claim has been made and the necessity of capitalization of that particular asset.

Note:

1. Fill the form in chronological order year wise along with detailed justification clearly bringing out the necessity and the benefits accruing to the beneficiaries.
2. In case initial spares are purchased along with any equipment, then the cost of such spares should be indicated separately. e.g. Rotor - 50 Crs. Initial spares- 5 Crs.

For Lodha & Co
Chartered Accountants
FRN No. 301051E

Partner : H. K. Verma
M. No. 055104



For NHPC Limited

(M.G. Gokhale)
CE (Comml.)
Commercial Div



Year wise Statement of Additional Capitalisation after COD

Name of the Petitioner : NHPC LIMITED


Name of the Generating Station : TEESTA LOW DAM - III POWER STATION

COD : 19.05.2013


For Financial Year : 2016-17

Amount ₹ in Lacs


Sl. No.	GL Head	Head of Work / Equipment	ACE Claimed (Actual / Projected)				Regulation under which claimed	Justification	Admitted Cost by the Commission, if any
			Accrual basis	Un-discharged Liability included in col.3	Cash basis	IDC included in col.3			
1	2	2	3	4	5=3-4	6	7	8	9
1	410121	Compensation for Quarry Workers (House Compensation)	369.170	4.762	364.408		Regulation-14(2)	Within original scope of work under Revised Cost Estimate. Payment and capitalisation made as per R&R plan	
2	410201	Construction of Catch Water Pit Between Cross Drainage of NH10	1.739	-	1.739		Regulation-14(2)	Within original scope of work under Revised Cost Estimate.	
3	410201	Foothpath Along The Hill Side Fencing And Hair Pin Bend at New CISF Gate	11.466	-	11.466		Regulation-14(2)	Within original scope of work under Revised Cost Estimate.	
4	410201	Balance Work in Road by Providing And Laying Road Kerbs On Main Raod Access	2.461	-	2.461		Regulation-14(2)	Within original scope of work under Revised Cost Estimate.	
5	410201	Balance Work in Road By Providing Plum Concrete Wall at Sec-F	6.575	-	6.575		Regulation-14(2)	Within original scope of work under Revised Cost Estimate.	
6	410201	Balance work of Toe Protection Work Along with Drain Between RD 1.100 Km And 1.150KM of Access Road To Barrage And PH. - 2 PCS	1.911	-	1.911		Regulation-14(2)	Within original scope of work under Revised Cost Estimate.	
7	410201	Balance work in Road From Sector-C Main Gate To Administrative Building, TLD III PS	16.090	-	16.090		Regulation-14(2)	Within original scope of work under Revised Cost Estimate.	
8	410301	Balance work in Building Containing Hydro Electric Generating Plant	0.200	-	0.200		Regulation-14(2)	Within original scope of work under Revised Cost Estimate.	
9	410301	Major Modification of Existing Water Treatment Plang Along with Pipeline	19.197	-	19.197		Regulation-14(2)	Within original scope of work under Revised Cost Estimate.	
10	410301	Balance work of PCC Cladding And Lining Work at Y-Junction of Access Road To Barrage And Ph at TLD III PS	0.004	-	0.004		Regulation-14(2)	Within original scope of work under Revised Cost Estimate.	



Sl. No.	GL Head	Head of Work / Equipment	ACE Claimed (Actual / Projected)				Regulation under which claimed	Justification	Admitted Cost by the Commission, if any
			Accrual basis	Un-discharged Liability included in col.3	Cash basis	IDC included in col.3			
1	2	2	3	4	5=3-4	6	7	8	9
11	410301	Balance Work in Bay area by Ucrete Mf Flooring Work In Service Bay Area of TLD III PS - 2 PCS	22.686	-	22.686		Regulation-14(2)	Within original scope of work under Revised Cost Estimate.	
12	410301	Widening of formation Width at Rd 146.00 To 170.00 M of Main Access Road To Barrage And Ph of TLD III PS	0.755	-	0.755		Regulation-14(2)	Within original scope of work under Revised Cost Estimate.	
13	410303	Balance work in GIS Building at P.H	3.227	0.237	2.990		Regulation-14(2)	Within original scope of work under Revised Cost Estimate.	
14	410303	RRT Works allocated in Buildings	10.231	-	10.231		Regulation-14(2)	Within original scope of work under Revised Cost Estimate.	
15	410304	Balance work of 2nd Floor of Administrative at Sector-C,TLD III PS	2.439	1.474	0.965		Regulation-14(3)	Balance work (Refer item no.11 of FY2015-16) which has been taken up and completed during FY 2016-17 and capitalised accordingly.	
16	410322	Extention of Kendrilaya Vidyalaya at Sector A, TLD III PS	24.734	11.829	12.905		Regulation-14(3)	As per requirement of employee residing at Power Station, level of class has been enhanced. Accordingly to accommodate enhanced no. of higher classes / students, additional rooms were constructed. The construction is essentially required for employee residing at Power Station.	
17	410324	Balance Work of Officer Club	3.731	-	3.731		Regulation-14(3)	Balance work which has been taken up and completed during FY 2016-17 and capitalised accordingly.	
18	410325	Balance work of Type IV Building at Sec F	4.134	-	4.134		Regulation-14(3)	Balance work which has been taken up and completed during FY 2016-17 and capitalised accordingly.	
19	410326	Construction of Temp. Accomodation for SOS at CISF Barrack	2.415	-	2.415		Regulation 14(3)	The construction has been done as per requirement of security agency which is essentially required.	
20	410328	Construction of Recreation, Kitchen And Dining Room for SO, CISF at Stores Complex TLD III PS	13.452	-	13.452		Regulation 14(3)	The construction has been done as per requirement of security agency which is essentially required.	



Sl. No.	GL Head	Head of Work / Equipment	ACE Claimed (Actual / Projected)				Regulation under which claimed	Justification	Admitted Cost by the Commission, if any
			Accrual basis	Un-discharged Liability included in col.3	Cash basis	IDC included in col.3			
1	2	2	3	4	5=3-4	6	7	8	9
21	410328	Balance work of Internal Electrification of Building Extension of KV Sector A	3.880	-	3.880		Regulation-14(3)	Balance work which has been taken up and completed during FY 2016-17 and capitalised accordingly.	
22	410328	Balance work of construction of E&M office at Sector-A at TLD III PS	11.370	-	11.370		Regulation-14(3)	Balance work which has been taken up and completed during FY 2016-17 and capitalised accordingly.	
23	410328	Balance work of Security Gate with Morcha for TLD III PS	11.146	-	11.146		Regulation-14(3)	The construction has been done as per requirement of security agency which is essentially required.	
24	410328	Balance work of Strong Room By Covered RCC Staircase, CGI Shed Near Strong Room at Sec A	8.558	1.119	7.439		Regulation-14(3)	Balance work which has been taken up and completed during FY 2016-17 and capitalised accordingly.	
25	410601	Construction of 1st Floor of Silt Lab & Transit Camp Building at Left Bank of Barrage	11.891	-	11.891		Regulation-14(3)	Within original scope of work under Revised Cost Estimate.	
26	410601	Application of Shortcrete Over Right Bank of Intake Area of TLD III PS	8.084	-	8.084		Regulation-14(2)	Within original scope of work under Revised Cost Estimate.	
27	410601	Balance Civil Works at Ground Floor of Silt Lab Building at Left Bank	0.137	-	0.137		Regulation-14(2)	Within original scope of work under Revised Cost Estimate.	
28	410601	Balance Work of Gratings And Concrete Over Fish Pass at Cellular Wall of TLD III PS	0.323	-	0.323		Regulation-14(2)	Within original scope of work under Revised Cost Estimate.	
29	410601	Barbed Wire Fencing at Left Bank, Immediately Downstream of TLD III PS	55.426	-	55.426		Regulation-14(2)	Within original scope of work under Revised Cost Estimate.	
30	410601	Barbed Wire Fencing at Right Bank Downstream	42.038	-	42.038		Regulation-14(2)	Within original scope of work under Revised Cost Estimate.	
31	410601	Boundary Wall Near 33KV Station Along The Approach Road To Power House	15.710	-	15.710		Regulation-14(2)	Within original scope of work under Revised Cost Estimate.	
32	410601	Breaking of Overhang Old Concrete Pavement And Protection The Hill Slope Thereof Near Y-Junction.	0.172	-	0.172		Regulation-14(2)	Within original scope of work under Revised Cost Estimate.	
33	410601	Construction of office Room at PH of TLD III PS	2.443	-	2.443		Regulation-14(2)	Within original scope of work under Revised Cost Estimate.	



Sl. No.	GL Head	Head of Work / Equipment	ACE Claimed (Actual / Projected)				Regulation under which claimed	Justification	Admitted Cost by the Commission, if any
			Accrual basis	Un-discharged Liability included in col.3	Cash basis	IDC included in col.3			
1	2	2	3	4	5=3-4	6	7	8	9
34	410601	Construction of Permanent Guage Pillar at Champa.	5.747	-	5.747		Regulation-14(2)	Within original scope of work under Revised Cost Estimate.	
35	410601	Construction of Silt Lab And Transit Room at U/S of Barrage of Cellular Wall	50.327	11.708	38.619		Regulation-14(3)	Within original scope of work under Revised Cost Estimate.	
36	410601	Construction of Toilet Behind BCR at TLD III Powerhouse	0.272	-	0.272		Regulation-14(2)	Within original scope of work under Revised Cost Estimate.	
37	410601	EDJ-40T Tri-Axial Joint Meter - 10 PCS	8.501	-	8.501		Regulation-14(2)	Within original scope of work under Revised Cost Estimate.	
38	410601	Expansion of Joint Treatment at Barrage & Intake Straucture at TLD III PS	5.094	-	5.094		Regulation-14(2)	Within original scope of work under Revised Cost Estimate.	
39	410601	Finishing Work of Stair T Terrace of Silt Lab Building at TLD III PS	2.825	-	2.825		Regulation-14(2)	Within original scope of work under Revised Cost Estimate.	
40	410601	Main Gate at "O" Point And Near 33Kv Building To Access Road From NH31A To Power House / Barrage Control Room with Protection Work	0.864	-	0.864		Regulation-14(3)	For restricting access to bonafide persons only to the Power House/Barrage area for security point of view, main gates at two locations has been constructed.	
41	410601	Balance work of Paverblock Fixing And Pipe Railing Work at Silt Lab/Transit Hostel at Left Bank of Barrage	1.323	-	1.323		Regulation-14(2)	Within original scope of work under Revised Cost Estimate.	
42	410601	Balance work of Providing & Fixingpaver Block And S Railing And Other Miscellaneous Work Along Approach Road	17.415	-	17.415		Regulation-14(2)	Within original scope of work under Revised Cost Estimate.	
43	410601	Balance work of Providing And Fixing A Covered Steel Ladder To Power House Roof	0.032	-	0.032		Regulation-14(2)	Within original scope of work under Revised Cost Estimate.	
44	410601	Balance work of Providing And Fixing Aluminium Composit Panel (Acp) at Barrage Control Room,Barrage Power Pack Room,Intake Power Pack Rooms And Dg Room at TLD III PS	22.591	-	22.591		Regulation-14(2)	Within original scope of work under Revised Cost Estimate.	
45	410601	Balance work of Rendering, Finishing of Barrage, Cellular Wall And TLD Dám And Barrages) - 2 PCS	46.036	-	46.036		Regulation-14(2)	Within original scope of work under Revised Cost Estimate.	




Sl. No.	GL Head	Head of Work / Equipment	ACE Claimed (Actual / Projected)				Regulation under which claimed	Justification	Admitted Cost by the Commission, if any
			Accrual basis	Un-discharged Liability included in col.3	Cash basis	IDC included in col.3			
1	2	2	3	4	5=3-4	6	7	8	9
46	410601	Balance work of Strengthening And Protection of Balley Bridge On Railey Khola Near Left Bank of Barrage	1.329	-	1.329		Regulation-14(2)	Within original scope of work under Revised Cost Estimate.	
47	410601	Balance work of Strengthening of Slope Protection at Left Bank From Rd 144.0M To Rd 204.0M D/S of Barrage Axis,TLD III PS	4.720	4.243	0.477		Regulation-14(2)	Within original scope of work under Revised Cost Estimate.	
48	410601	Supply And Installation of Antique Street Lighting From Y -Junction Point To Entrance of Power House	18.394	-	18.394		Regulation-14(2)	Within original scope of work under Revised Cost Estimate.	
49	4106XX	RRT Works allocated in Dam and Barrages	81.337	-	81.337		Regulation-14(2)	Within original scope of work under Revised Cost Estimate.	
50	410606	Tailrace Channels (Lowering Cum Widening of River & Right Bank From Rd 250 M To Rd 500 M of Barrage	286.230	0.260	285.970		Regulation-14(2)	Within original scope of work under Revised Cost Estimate.	
51	410701	RRT Works allocated in Main Generating Equipments	50.685	-	50.685		Regulation-14(2)	Within original scope of work under Revised Cost Estimate.	
52	410711	Control & Metering Equipments for Power House	0.877	-	0.877		Regulation-14(2)	Within original scope of work under Revised Cost Estimate.	
53	410711	M10/D07 Inter Bay Parts Phase B,Y,R, Siemens, 8Dn9-0	2.777	-	2.777		Regulation-14(2)	Within original scope of work under Revised Cost Estimate.	
54	4107XX	Lot2 E&M Works - Ex Works Supply of Equipments Along with Spares And Payment of Taxes And Duties On PV And Transportation Bills	103.230	-	103.230		Regulation-14(2)	Within original scope of work under Revised Cost Estimate.	
55	410711	Readout Unit for Monitoring Data of Clinometers-Encardio Rite, Model EDI-53L	1.060	-	1.060		Regulation-14(2)	Within original scope of work under Revised Cost Estimate.	
56	410711	Supply & Installation of device for Revival of Clinometers Installed at Barrage Piers of TLD III PS	0.195	-	0.195		Regulation-14(2)	Within original scope of work under Revised Cost Estimate.	
57	410802	Construction of RCC Plateform for Installation of 630 KVA & 63KVA Transformer,Balance Cable Trench And Drain at 33/11 KV 2*2 MVA Substation at 27 Mile of TLD III PS	6.126	1.039	5.086		Regulation-14(2)	Within original scope of work under Revised Cost Estimate.	




Sl. No.	GL Head	Head of Work / Equipment	ACE Claimed (Actual / Projected)				Regulation under which claimed	Justification	Admitted Cost by the Commission, if any
			Accrual basis	Un-discharged Liability included in col.3	Cash basis	IDC included in col.3			
1	2	2	3	4	5=3-4	6	7	8	9
58	410905	Supply And Installation of Street Light with Led Fitting Along The Road Startin From Barrage End To Bailey Bridge at TLD III PS 2 PCS	11.848	-	11.848		Regulation-14(2)	Within original scope of work under Revised Cost Estimate.	
59	411112	7.5Hp, 3-Phase Non-Clog/Sewage Pump - Kirloskar Brother Ltd., Model INS 40/32Qt +5.5 K.W./7.5HP	1.630	-	1.630		Regulation-14(2)	Initial Spares purchased within ceiling limit as specified in CERC Tariff Regulations'2009. The item is covered under Revised Cost Estimate.	
60	411112	Submersible Pump'S Starter Panel with Protections for 7.5 HP Pumps - Make--Siemens, Model-7.5 Hp.	0.340	-	0.340		Regulation-14(2)	Initial Spares purchased within ceiling limit as specified in CERC Tariff Regulations'2009. The item is covered under Revised Cost Estimate.	
61	411130	Electric Motor 0.75 KW, 415 V Delta, 3 Phase,50 HZ,2A,0.72PF, Sq. Cage, Frame-D90S,Insulation-F,6 Po	0.071	-	0.071		Regulation-14(2)	Initial Spares purchased within ceiling limit as specified in CERC Tariff Regulations'2009. The item is covered under Revised Cost Estimate.	
62	411130	Electric Motor 15KW,415 V Delta, 3 Phase,50 HZ,30A,0.79 Pf, 970 RPM,Sq. Cage, Frame-Vd 180L,Insulati	0.481	-	0.481		Regulation-14(2)	Initial Spares purchased within ceiling limit as specified in CERC Tariff Regulations'2009. The item is covered under Revised Cost Estimate.	
63	411130	Electric Motor 30 KW, 415 V, 3 Phase,50 HZ, 56 A, 0.8 PF,Sq. Cage, Frame-VD225,Insulation-F,6 Pole, - 2 PCS	2.075	-	2.075		Regulation-14(2)	Initial Spares purchased within ceiling limit as specified in CERC Tariff Regulations'2009. The item is covered under Revised Cost Estimate.	
64	411130	Electric Motor 5.5 KW, 415 V Delta, 3 Phase, 50 HZ, Sq. Cage, Frame-K 132M,Insulation-F,6 Pole. - 2 PCS	0.368	-	0.368		Regulation-14(2)	Initial Spares purchased within ceiling limit as specified in CERC Tariff Regulations'2009. The item is covered under Revised Cost Estimate.	
65	411130	Fixed Displacement Axial Piston Pump / K60N-056 R-N-I43-K35-Z1 M-3 00 - 2 PCS	3.019	0.851	2.168		Regulation-14(2)	Initial Spares purchased within ceiling limit as specified in CERC Tariff Regulations'2009. The item is covered under Revised Cost Estimate.	
66	411130	Fixed Displacement Axial Piston Pump / K60N-084 L-N-I44-K40-Z1 M-3 00	2.747	-	2.747		Regulation-14(2)	Initial Spares purchased within ceiling limit as specified in CERC Tariff Regulations'2009. The item is covered under Revised Cost Estimate.	





Sl. No.	GL Head	Head of Work / Equipment	ACE Claimed (Actual / Projected)				Regulation under which claimed	Justification	Admitted Cost by the Commission, if any
			Accrual basis	Un-discharged Liability included in col.3	Cash basis	IDC included in col.3			
1	2	2	3	4	5=3-4	6	7	8	9
67	411130	Fixed Displacement Axial Piston Pump /K60N-084 R-N-I44-K40-Z1 M-3 00	2.747	-	2.747		Regulation-14(2)	Initial Spares purchased within ceiling limit as specified in CERC Tariff Regulations'2009. The item is covered under Revised Cost Estimate.	
69	411130	Induction Motor 3.7 Kw, 415V , Tefc,0.79 PF,Sq. Case, Frame-D 132S,Insulation-F, 6 Pole	0.164	-	0.164		Regulation-14(2)	Initial Spares purchased within ceiling limit as specified in CERC Tariff Regulations'2009. The item is covered under Revised Cost Estimate.	
70	411130	Induction Motor 415V,3Ph,4P, Is:325,IS:12615,IP 55,Duty S1,64 A,0.86PF, Frame 225 S,37KW,1475RPM - 2 PCS	1.668	0.583	1.084		Regulation-14(2)	Initial Spares purchased within ceiling limit as specified in CERC Tariff Regulations'2009. The item is covered under Revised Cost Estimate.	
71	411130	Induction Motor 415V,3Ph,4P,Is:325,Is:12615,Ip 55,Duty S1,78A,0.86Pf,Frame 225M,45 Kw,1475 Rpm	1.008	-	1.008		Regulation-14(2)	Initial Spares purchased within ceiling limit as specified in CERC Tariff Regulations'2009. The item is covered under Revised Cost Estimate.	
68	411130	Gasoline Engine Operated Portable Power Pack Unit, Complete In All Respect, Casappa , Kohler	4.762	-	4.762		Regulation-14(2)	Within original scope of work under Revised Cost Estimate.	
72	411201	Providing Water Supply for Room Sheds By Construction Water Tank,Pump House Etc at 27Th Mile,Tld Ili	0.781	-	0.781		Regulation-14(2)	Within original scope of work under Revised Cost Estimate.	
73	411202	Extension of STP at PH	0.577	-	0.577		Regulation-14(2)	Within original scope of work under Revised Cost Estimate.	
74	411202	Extension of STP at PH Docom	8.420	-	8.420		Regulation-14(2)	Within original scope of work under Revised Cost Estimate.	
75	411506	Single Strecher Tata Winger(4X2) 3200Mm Dual AC BS-III - Ambulance	7.795	-	7.795		Regulation-14(2)	Within original scope of work under Revised Cost Estimate.	
76	411804	16 Port L2 Managed Switch with 4 SFP Slots Make: Allied Telesis, Model: at-GS950/16 - 3 PCS	1.193	-	1.193		Regulation-14(2)	Within original scope of work under Revised Cost Estimate.	
77	411804	24 Port L2 Managed Switch with 4 SFP Slots Make: Allied Telesis, Model: Gs950/24 - 2 PCS	0.914	-	0.914		Regulation-14(2)	Within original scope of work under Revised Cost Estimate.	



Sl. No.	GL Head	Head of Work / Equipment	ACE Claimed (Actual / Projected)				Regulation under which claimed	Justification	Admitted Cost by the Commission, if any
			Accrual basis	Un-discharged Liability included in col.3	Cash basis	IDC included in col.3			
1	2	2	3	4	5=3-4	6	7	8	9
78	411804	24 Port Patch Panel, CAT 6 Loaded Make: Tyco, Model:1375014-2 - 4 PCS	0.314	-	0.314		Regulation-14(2)	Within original scope of work under Revised Cost Estimate.	
79	411804	Digital TDMA (2 Slots) Based Digital Hand-Held Radio Model Xir P6620 - 20 PCS	3.979	-	3.979		Regulation-14(2)	Within original scope of work under Revised Cost Estimate.	
80	411804	Digital TDMA (2 Slots) Based Fixed / Mobile Radio Model XIR M 8660 - 6 PCS	2.231	-	2.231		Regulation-14(2)	Within original scope of work under Revised Cost Estimate.	
81	411804	Gateway System for Gprs Based RTU - Make : Motorola. Model No 085Sr0001	7.538	-	7.538		Regulation-14(2)	Within original scope of work under Revised Cost Estimate.	
82	411804	GPRS Based RTU CPU. - Make : Motorola . Model No 085Sr02W2	6.980	-	6.980		Regulation-14(2)	Within original scope of work under Revised Cost Estimate.	
83	411804	Indoor AP - Ruckus, Model-Zoneflex R500 - 13 PCS	6.975	-	6.975		Regulation-14(2)	Within original scope of work under Revised Cost Estimate.	
84	411804	Industrial Grade 1 Gigabit SFP Module, Allied Telesis at-Splx10/I - 6 PCS	1.049	-	1.049		Regulation-14(2)	Within original scope of work under Revised Cost Estimate.	
85	411804	LAN Switch 8 Port - 3 PCS	0.507	-	0.507		Regulation-14(2)	Within original scope of work under Revised Cost Estimate.	
86	411804	LIU 24 Port Sc Rack Mounted with Adapters - 4 PCS	0.994	-	0.994		Regulation-14(2)	Within original scope of work under Revised Cost Estimate.	
87	411804	Media Converter Gigabit - SM (1000Mbps) - 4 PCS	0.267	-	0.267		Regulation-14(2)	Within original scope of work under Revised Cost Estimate.	
88	411804	OFDM Based Point To Point Radio - Make: Cambium, Model No.Ptp450	2.187	-	2.187		Regulation-14(2)	Within original scope of work under Revised Cost Estimate.	
89	411804	Outdoor Ap - Ruckus Model-Zoneflex T300 - 2 PCS	1.792	-	1.792		Regulation-14(2)	Within original scope of work under Revised Cost Estimate.	
90	411804	Point To Multipoint Customer Premises Equipment - Make: Cambium, Model No.EPMP force 180 - 2 PCS	0.543	-	0.543		Regulation-14(2)	Within original scope of work under Revised Cost Estimate.	
91	411804	SM 24 Port Switch 10/100/1000 Gigabit	0.108	-	0.108		Regulation-14(2)	Within original scope of work under Revised Cost Estimate.	
92	411804	Switch Rack 12U Complete with Accessories - 2 PCS	0.182	-	0.182		Regulation-14(2)	Within original scope of work under Revised Cost Estimate.	
93	411804	Transient Voltage Surge Suppressor Make: Emerson - 5 PCS	0.529	-	0.529		Regulation-14(2)	Within original scope of work under Revised Cost Estimate.	



Sl. No.	GL Head	Head of Work / Equipment	ACE Claimed (Actual / Projected)				Regulation under which claimed	Justification	Admitted Cost by the Commission, if any
			Accrual basis	Un-discharged Liability included in col.3	Cash basis	IDC included in col.3			
1	2	2	3	4	5=3-4	6	7	8	9
94	411804	Wireless Controller, Make: Ruckus, Model: Zone Director 1200	1.754	-	1.754		Regulation-14(2)	Within original scope of work under Revised Cost Estimate.	
95	411806	GSM Modem ,Rs-232,Quad Band 900/1800Mhz	1.092	-	1.092		Regulation-14(2)	Within original scope of work under Revised Cost Estimate.	
96	412502	Mobile Vacuum Pump Unit with All Accessories, B046R03	7.150	-	7.150		Regulation-14(2)	Within original scope of work under Revised Cost Estimate.	
97	412503	Echograph"T" RSG-35	1.136	-	1.136		Regulation-14(3)	Hospital items, esstentially required.	
98	412503	Super Door Frame Metal Detector with 9 Zone Sensitivity & Entry/Exit Counter Balance Arrangement	0.115	-	0.115		Regulation 14(3)	Security Equipment as per requirement of security agency.	
99	412801	8 Port Gigabit Switch 10/100 /1000 Mbps - 2 PCS	0.042	-	0.042		Regulation-14(2)	Within original scope of work under Revised Cost Estimate.	
100	412801	ENT Set, Make MSI	0.010	-	0.010		Regulation-14(3)	Hospital items, esstentially required.	
101	412801	Foot Step (Double Step)	0.038	-	0.038		Regulation-14(3)	Hospital items, esstentially required.	
102	412801	Foot Step Double Step Ss Frame, United Surgical Industries, Model No: Usi 1030B	0.044	-	0.044		Regulation-14(3)	Hospital items, esstentially required.	
103	412801	I.V. Stand Ss Pipe with Ss Base, United Surgical Industries, Model: USI 1037C - 3 PCS	0.101	-	0.101		Regulation-14(3)	Hospital items, esstentially required.	
104	412801	Infrared Thermometer - 4 PCS	0.077	-	0.077		Regulation-14(3)	Hospital items, esstentially required.	
105	412801	Patient's Revolving Stool Cushioned Top SS Frame, United Surgical Industries, Model No: Usi 1075B - 3 PCS	0.131	-	0.131		Regulation-14(3)	Hospital items, esstentially required.	



Sl. No.	GL Head	Head of Work / Equipment	ACE Claimed (Actual / Projected)				Regulation under which claimed	Justification	Admitted Cost by the Commission, if any
			Accrual basis	Un-discharged Liability included in col.3	Cash basis	IDC included in col.3			
1	2	2	3	4	5=3-4	6	7	8	9
106	412801	Wireless ADSL Broadband Modem TP-Link, TP-W8901N	0.014	-	0.014		Regulation-14(2)	Within original scope of work under Revised Cost Estimate.	
107	410714	Centrifugal Blower Fan with Steel Casing 2Mm Thk Flow Rate-2000M3/Hr Pr-100Mm Wg,Drg No E-V-Ts-Cde01 - 2 PCS	1.228	-	1.228		Regulation-14(2)	Initial Spares purchased within ceiling limit as specified in CERC Tariff Regulation'2009. The item is covered under Revised cost estimate.	
108	410714	Centrifugal Blower with 2 Mm Thk Casing Flow-1250 M3/Hr Pr-50Mm Wg,(Drg. No.E-V-Ts-Bde01) - 2 PCS	1.044	-	1.044		Regulation-14(2)	Initial Spares purchased within ceiling limit as specified in CERC Tariff Regulation'2009. The item is covered under Revised cost estimate.	
109	410714	Centrifugal Oil Sep.Ss D.Pad/Guide Vane & Sight Glass Oil Storage-10 Ltr.Drain-1/2,Drg-E-V-Ts-Op01 - 2 PCS	0.589	-	0.589		Regulation-14(2)	Initial Spares purchased within ceiling limit as specified in CERC Tariff Regulation'2009. The item is covered under Revised cost estimate.	
110	410714	High Pressure Centrifugal Blower, Casing 2Mm Thick 250 M3/Hr 102 Mm Wg, (Drg. No.E-V-Ts-Op01) - 2 PCS	0.918	-	0.918		Regulation-14(2)	Initial Spares purchased within ceiling limit as specified in CERC Tariff Regulation'2009. The item is covered under Revised cost estimate.	
111	410714	PLCC Item DC Converter Stabilizer And Power Supply Unit B5La	0.895	-	0.895		Regulation-14(3)	DC Converter of PLCC system was faulty to keep the system in healthy condition Power Supply Unit was purchased and installed.	
112	410714	Supply and Installation of Digital Governor Spares - 2 PCS	30.728	-	30.728		Regulation-14(2)	Initial Spares purchased within ceiling limit as specified in CERC Tariff Regulation'2009. The item is covered under Revised cost estimate.	
113	410714	Supply And Installation of RTU System at TLD III PS.	3.250	-	3.250		Regulation-14(3)	Balance work which has been taken up and completed during FY 2016-17 and capitalised accordingly.	
114	410702	41 MVA,3-Phase,220Kv/11Kv Generator Transformer	366.775	-	366.775		Regulation-14	Initial Spares purchased within ceiling limit as specified in CERC Tariff Regulation'2009	
115	411706	Bed Side Screen 3 Panel, United Surgical Industries, Model No. UG1028	0.053	-	0.053		Regulation-14	Hospital items, esstentially required.	



Sl. No.	GL Head	Head of Work / Equipment	ACE Claimed (Actual / Projected)				Regulation under which claimed	Justification	Admitted Cost by the Commission, if any
			Accrual basis	Un-discharged Liability included in col.3	Cash basis	IDC included in col.3			
1	2	2	3	4	5=3-4	6	7	8	9
116	411706	Dressing Trolley with Bowl & Bucket Ss Frame & Ss Shelves, United Surgical Industries, No: Usi 1025B	0.130	-	0.130		Regulation-14(3)	Hospital items, esstentially required.	
117	411706	Examination Couch, United Surgical Industries, Model No : Usi 1065 - 2 PCS	0.506	-	0.506		Regulation-14(3)	Hospital items, esstentially required.	
118	411706	Invalid'S Wheel Chair Folding (Detachable Arm Rest & Foot Rest), United Surgical Industries, Usi 901	0.089	-	0.089		Regulation-14(3)	Hospital items, esstentially required.	
119	411706	Patient'S Medicine Cup Board (Abs), Wincon, Model Usi 949 - 3 PCS	0.252	-	0.252		Regulation-14(3)	Hospital items, esstentially required.	
120	411706	Chair (Ss) 3 Seats with Arm Rest, Wincon, Model 5730 - 5 PCS	0.725	-	0.725		Regulation-14(3)	Hospital items, esstentially required.	
121	412503	Solar Panel Full Automatic Power Supply Unit 24V, 100A	0.443	-	0.443		Regulation-14(3)	Reduction in electricity charge (inturn saving in O&M expenses) will be passed to beneficiaries when the O & M expenses will be allowed based on actual O&M expenses.	
Inter-unit Transfers of Assets									
122	412801	Fire Extinguisher 5Kg Capacity	0.031	-	0.031		Regulation-14(2)	Safety equipments. Within original scope of work under Revised Cost Estimate received from other locations	
123	412801	Fire Extinguisher 2 Kg Capacity, ABC Dry Powder Type, Aakaai Brand - 5 PCS	0.118	-	0.118		Regulation-14(2)	Safety equipments. Within original scope of work under Revised Cost Estimate received from other locations	
124	412801	Fire Extinguisher 5 Kg Capacity, ABC Dry Powder Type, Aakaai Brand - 3 PCS	0.094	-	0.094		Regulation-14(2)	Safety equipments. Within original scope of work under Revised Cost Estimate received from other locations	
125	411002	Honda Genset 30IS (EN No 1002246)	0.801	-	0.801		Regulation-14(2)	Essential items received from other locations. Within original scope of work under Revised Cost Estimate	



Sl. No.	GL Head	Head of Work / Equipment	ACE Claimed (Actual / Projected)				Regulation under which claimed	Justification	Admitted Cost by the Commission, if any
			Accrual basis	Un-discharged Liability included in col.3	Cash basis	IDC included in col.3			
1	2	2	3	4	5=3-4	6	7	8	9
126	412020	Fire Extinguisher(4.5 Kg Capacity), (Co2) Type, Aakaai Brand - 2 PCS	0.134	-	0.134		Regulation-14(2)	Safety equipments. Within original scope of work under Revised Cost Estimate received from other locations	
127	411002	Honda Genset EU 30IS	0.819	-	0.819		Regulation-14(2)	Essential items received from other locations. Within original scope of work under Revised Cost Estimate	
Total			1,915.884	38.107	1,877.777	-			

1. In case the project has been completed and cost has already been admitted under any tariff notification(s) in the past, fill column 10 giving the cost as admitted for the purpose of tariff notification already issued by (Name of the authority) (Enclose copy of the tariff Order).
2. The above information needs to be furnished separately for each year / period of tariff period 2014-19.
3. In case of de-capitalisation of assets separate details to be furnished at column 1, 2, 3 and 4. Further, the original book value and year of capitalisation of such asset to be furnished at column 8. Where de-caps are on estimated basis the same to be shown separately.
4. Where any asset is rendered unserviceable the same shall be treated as de-capitalised during that year and original value of such asset to be shown at col. 3. And impaired value if any, year of its capitalisation to be mentioned at column 8.
5. Justification against each asset of capitalization should be specific to regulations under which claim has been made and the necessity of capitalization of that particular asset.

Note:

1. Fill the form in chronological order year wise along with detailed justification clearly bringing out the necessity and the benefits accruing to the beneficiaries.
2. In case initial spares are purchased along with any equipment, then the cost of such spares should be indicated separately. e.g. Rotor - 50 Crs. Initial spares- 5 Crs.

For Lodha & Co
Chartered Accountants
FRN No. 301051E
Partner: H. K. Verma
M. No. 055104



For NHPC Limited

(M.G. Gokhale)
CE (Comml.)
Commercial Division



Year wise Statement of Additional Capitalisation after COD


Name of the Petitioner :
Name of the Generating Station :
COD : 19.05.2013

NHPC LIMITED
TEESTA LOW DAM - III POWER STATION


For Financial Year : 2017-18

Amount ₹ in Lacs

Sl. No.	GL Head	Head of Work / Equipment	ACE Claimed (Actual / Projected)				Regulation under which claimed	Justification	Admitted Cost by the Commission, if any
			Accrual basis	Un-discharged Liability included in col.3	Cash basis	IDC included in col.3			
1		2	3	4	5=3-4	6	7	8	9
1	410301	Balance work of Providing And Fixing Balance Paver Block Upto New Security Post in Front of PH Building of TLD III P	13.359	2.713	10.646		Regulation-14(2)	Within original scope of work under Revised Cost Estimate.	
2	410601	AC & DC Solar Power Supply, Make : Deys Electronics Model No: D101 - 2 nos	3.114	-	3.114		Regulation-14(3)	Reduction in electricity charge (inturn saving in O&M expenses) will be passed to beneficiaries when the O & M expenses will be allowed based on actual O&M expenses.	
3	410601	Accelerograph System Along with All Accessories, Nanometrics & Test - 2 PCS	19.706	3.488	16.218		Regulation-14(2)	Within original scope of work under Revised Cost Estimate.	
4	410601	Android APP (River Gauge) - 2 PCS	2.883	-	2.883		Regulation-14(2)	Within original scope of work under Revised Cost Estimate.	
5	410601	Balance Work - Channelisation of Railey Khola	223.082	14.578	208.504		Regulation-14(2)	Within original scope of work under Revised Cost Estimate.	
6	410601	Construction of Silt Lab And Transit Room at U/S of Barrage of Cellular Wall	2.948	-	2.948		Regulation-14(2)	Within original scope of work under Revised Cost Estimate.	
7	410601	Inbuilt Data Logger with GSM / GPRS Data Acquisition.Make: Siemens, Model: RTU 3030 - 2 PCS	9.815	-	9.815		Regulation-14(2)	Within original scope of work under Revised Cost Estimate.	
8	410601	Balance work of Providing And Laying Levelling Concrete, Tiles, Etc at Backside of BCR TLD III PS	1.543	0.009	1.534		Regulation-14(2)	Within original scope of work under Revised Cost Estimate.	
9	410601	Radar Sensor 100 Meters Range LR-560 - 2 PCS	9.123	7.411	1.712		Regulation-14(2)	Within original scope of work under Revised Cost Estimate.	
10	410601	Surge Arrester / Over Voltage Protector, Make: Phoenix Model No: VAL-MS 320 - 2 PCS	0.588	-	0.588		Regulation-14(2)	Within original scope of work under Revised Cost Estimate.	
11	410601	Tipping Bucket Rain Collector.Make: Davis, Model: 7852 - 2 PCS	0.807	-	0.807		Regulation-14(2)	Within original scope of work under Revised Cost Estimate.	
12	410608	Lifting Beam for 65 Mtpillway Stoplog Gantry Crane	17.850	3.749	14.102		Regulation-14(2)	Within original scope of work under Revised Cost Estimate.	



Sl. No.	GL Head	Head of Work / Equipment	ACE Claimed (Actual / Projected)				Regulation under which claimed	Justification	Admitted Cost by the Commission, if any
			Accrual basis	Un-discharged Liability included in col.3	Cash basis	IDC included in col.3			
1		2	3	4	5=3-4	6	7	8	9
13	4107XX	Balance Work of E&M Works - Taxes and duties now approved for payment	135.782	107.132	28.650		Regulation-14(2)	Within original scope of work under Revised Cost Estimate.	
14	410711	Portable 100KV Fully Automatic Microprocessor Based Oil BDV Test	10.559	-	10.559		Regulation-14(2)	Essential purchase made within original scope of work under Revised Cost Estimate.	
15	410904	30 KWP Solar PV On Grid Connected Power Plant	20.383	-	20.383		Regulation-14(3)	Reduction in electricity charge (inturn saving in O&M expenses) will be passed to beneficiaries when the O & M expenses will be allowed based on actual O&M expenses.	
16	411112	4.1 HP Waste Water Submersible Pump Set, KSB, Amarex N50- 222 S ,3 Phase, 3.10 K.W/4.10HP,50Hz. - 4 PCS	2.368	1.540	0.828		Regulation-14(2)	Within original scope of work under Revised Cost Estimate.	
17	411603	Motor Boat - 10 Seater FRP 5.4M81.9080.90M	9.851	-	9.851		Regulation-14(3)	The NH-10 is situated on the bank of reservoir area. For protection of NH 10, RRT works has been constructed and proper monitoring of RRT work specially during monsoon period is very essential for hinderance free movement at NH 10. As the approach of reservoir from NH 10 is inaccessible at many places, it could be monitored through motor boat only. Accordingly, Motor Boat has been purchased.	
18	411704	Bench & Desk for KV School - 20x2 PCS	3.069	-	3.069		Regulation-14(2)	The extension of KV was done in FY 2016-17. The left items were purchased in current year.Within original scope of work under Revised Cost Estimate.	
19	411804	8 Port FXO VOIP Modem - 2 PCS	0.560	-	0.560		Regulation-14(2)	Within original scope of work of Revised Cost Estimate	
20	412005	ECG Machine- Cardiart 6108T BPL,Make-BPL , Model No -Cardiart 6108T	0.256	-	0.256		Regulation-14(3)	Hospital items, esentially required.	
21	412503	Hand Operated Siren 1Km Range	0.088	-	0.088		Regulation-14(2)	Within original scope of work of Revised Cost Estimate	
22	412801	Foetal Doppler (Single Foetus, Portable Type), BPL & FD 9713	0.073	-	0.073		Regulation-14(3)	Hospital items, esentially required.	
23	412801	Oxygen Concentrator BPL Og4203,Make-BPL, Model-Og4203	0.434	-	0.434		Regulation-14(3)	Hospital items, esentially required.	
24	412801	X-Ray View Box Led 2 Films 2 PCS	0.145	-	0.145		Regulation-14(3)	Hospital items, esentially required.	



Sl. No.	GL Head	Head of Work / Equipment	ACE Claimed (Actual / Projected)				Regulation under which claimed	Justification	Admitted Cost by the Commission, if any
			Accrual basis	Un-discharged Liability included in col.3	Cash basis	IDC included in col.3			
1		2	3	4	5=3-4	6	7	8	9
25	410714	DRS Compact Relay for Unit Protection	38.596	7.206	31.390		Regulation-14(3)	All relays installed at TLD-III PS for the protection of Generating unit and feeder are Numerical type. These numerical relays is very essential and critical to shut down the units or feeder during fault and isolation of faulty equipments. DRS relays intially commissioned were malfunctioning and being the critical equipment new DRS compact relays were purchased to replace the same for effiecient operation of Power Plant.	
26	410714	Surge Arrester 198Kv, 10Ka Class-III, Oblum, Model No Zaq - 3 PCS	2.301	0.529	1.772		Regulation-14	Initial spares purchased within ceiling limit as specified in CERC Tariff Regulation'2009	
Inter-unit Transfers of Assets				-					
27	412201	MS Office Professional Plus 2016 Sngl OLP C	1.234	-	1.234		Regulation-14(3)	Esstential requirement for upgradation of Computer Software.	
Total			530.517	148.354	382.163	-			

1. In case the project has been completed and cost has already been admitted under any tariff notification(s) in the past, fill column 10 giving the cost as admitted for the purpose of tariff notification already issued by (Name of the authority) (Enclose copy of the tariff Order).
2. The above information needs to be furnished separately for each year / period of tariff period 2014-19.
3. In case of de-capitalisation of assets separate details to be furnished at column 1, 2, 3 and 4. Further, the original book value and year of capitalisation of such asset to be furnished at column 8. Where de-caps are on estimated basis the same to be shown separately.
4. Where any asset is rendered unserviceable the same shall be treated as de-capitalised during that year and original value of such asset to be shown at col. 3. And impaired value if any, year of its capitalisation to be mentioned at column 8.
5. Justification against each asset of capitalization should be specific to regulations under which claim has been made and the necessity of capitalization of that particular asset.

Note:

1. Fill the form in chronological order year wise along with detailed justification clearly bringing out the necessity and the benefits accruing to the beneficiaries.
2. In case initial spares are purchased along with any equipment, then the cost of such spares should be indicated separately. e.g. Rotor - 50 Crs. Initial spares- 5 Crs.

For Lodha & Co
Chartered Accountants
FRN No. 301051E

Partner : H. K. Verma
M. No. 055104



For NHPC Limited

(M.G. Gokhale)
CE (Comml.)
Commercial Division



Year wise Statement of Additional Capitalisation after COD



Name of the Petitioner :
Name of the Generating Station :
COD : 19.05.2013

NHPC LIMITED
TEESTA LOW DAM - III POWER STATION

For Financial Year : 2018-19

Amount ₹ in Lacs

Sl. No.	GL Head	Head of Work / Equipment	ACE Claimed (Actual / Projected)				Regulation under which claimed	Justification	Admitted Cost by the Commission, if any
			Accrual basis	Un-discharged Liability included in col.3	Cash basis	IDC included in col.3			
1		2	3	4	5=3-4	6	7	8	9
1	410201	Construction of road at left bank of barrage to belly bridge	34.18	-	34.18		Regulation-14(2)	Within original scope of work under Revised Cost Estimate.	
2	410201	Land scaping /turfing power house road and left bank area	20.00	-	20.00		Regulation-14(2)	Within original scope of work under Revised Cost Estimate.	
3	410201	Construction of step drain along PH road	30.00	-	30.00		Regulation-14(2)	Within original scope of work under Revised Cost Estimate.	
4	410201	Fencing by Chain Link wire mesh along the road from PH to labour hutment near 33KV Station	10.00	-	10.00		Regulation-14(2)	Within original scope of work under Revised Cost Estimate.	
5	410201	Foothpath along the road to PH - both side bewteen CISF and Planation	8.00	-	8.00		Regulation-14(2)	Within original scope of work under Revised Cost Estimate.	
6	410301	Providingand fixing ACP false ceiling in Machine Hall Roof	100.00	-	100.00		Regulation-14(2)	Within original scope of work under Revised Cost Estimate.	
7	410301	Chequered tiles in chilling plant area	13.00	-	13.00		Regulation-14(2)	Within original scope of work under Revised Cost Estimate.	
8	410301	Railing in the draft tube gate area	6.00	-	6.00		Regulation-14(2)	Within original scope of work under Revised Cost Estimate.	
9	410301	Construction of Stores for HM Division at left bank of barrage	30.00	-	30.00		Regulation-14(2)	Within original scope of work under Revised Cost Estimate.	
10	410328	Extension of Kendriya Vidyalaya	50.00	-	50.00		Regulation-14(3)	The extension of Kendriya Vidyalaya is essentially required for further ehancement of classes.	
11	410328	Construction of Armour/Magazine House for CISF	11.00	-	11.00		Regulation-14(3)	The construction of house is required as per requirement of Security Agency.	



Sl. No.	GL Head	Head of Work / Equipment	ACE Claimed (Actual / Projected)				Regulation under which claimed	Justification	Admitted Cost by the Commission, if any
			Accrual basis	Un-discharged Liability included in col.3	Cash basis	IDC included in col.3			
1		2	3	4	5=3-4	6	7	8	9
12	410328	Security Gate between Store complex & CISF complex.	3.00	-	3.00		Regulation-14(3)	The construction of gate is required as per requirement of Security Agency.	
13	410328	Construction of temporary room for cafeteria purpose at PH	6.00	-	6.00		Regulation-14(3)	The construction of room is essentially required for the employee posted at Power House for operation and Maintenance work.	
14	410328	Security Room for KVS	5.50	-	5.50		Regulation-14(3)	The construction of security room is required as per requirement of Security Agency.	
15	410328	Security Room at Main gate at Sec-F	4.00	-	4.00		Regulation-14(3)	The construction of security room is required as per requirement of Security Agency.	
16	410601	Right bank slope stabilization drainage works upto NH10 and on slopes of Deorali Village	215.00	-	215.00		Regulation-14(2)	Within original scope of work under Revised Cost Estimate.	
17	410601	Development of area adjoining left bank	10.00	-	10.00		Regulation-14(2)	Within original scope of work under Revised Cost Estimate.	
18	410601	Hillslope stablization with wire crate and bio engineering at left bank	60.00	-	60.00		Regulation-14(2)	Within original scope of work under Revised Cost Estimate.	
19	410601	Gratings work over cable trench at intake area	8.00	-	8.00		Regulation-14(2)	Within original scope of work under Revised Cost Estimate.	
20	410606	CC clading over wire crates protection at right bank of river from RD 250 to 550	26.00	-	26.00		Regulation-14(2)	Within original scope of work under Revised Cost Estimate.	
21	410608	Balance work of LOT- 3 HM work	351.00	-	351.00		Regulation-14(2)	Within original scope of work under Revised Cost Estimate.	
22	410608	purchase of 01 set seal beam for radial gates and spil way stop log	40.00	-	40.00		Regulation-14(2)	Within original scope of work under Revised Cost Estimate.	



Sl. No.	GL Head	Head of Work / Equipment	ACE Claimed (Actual / Projected)				Regulation under which claimed	Justification	Admitted Cost by the Commission, if any
			Accrual basis	Un-discharged Liability included in col.3	Cash basis	IDC included in col.3			
1		2	3	4	5=3-4	6	7	8	9
23	410601	Raising of existing protection wall on right bank of reservoir from EL 209.50M to 210.50M D/s of new teesta bridge	10.00	-	10.00		Regulation-14(2)	Within original scope of work under Revised Cost Estimate.	
24	410905	Supply and installation of High Mast lighting at Power House and Barrage	30.00	-	30.00		Regulation-14(3)	Essentially required for security of Power House, Barrage and nearby areas.	
25	411201	Purchase of Pump and fittings for water supply of office and colony (75 HP)	12.41	-	12.41		Regulation-14(2)	Within original scope of work under Revised Cost Estimate.	
26	411804	Purchase of Microwave links	3.00	-	3.00		Regulation-14(2)	Within original scope of work under Revised Cost Estimate.	
27	411804	Purchase of CCTV	25.00	-	25.00		Regulation-14(3)	Essentially required for security purpose.	
28	411804	Purchase of wifi system	4.00	-	4.00		Regulation-14(2)	Within original scope of work under Revised Cost Estimate.	
29	411806	Net working system/devices	5.00	-	5.00		Regulation-14(2)	Within original scope of work under Revised Cost Estimate.	
30	411806	Purchase of LAN	1.00	-	1.00		Regulation-14(2)	Within original scope of work under Revised Cost Estimate.	
31	411902	Purchase of telephones	1.00	-	1.00		Regulation-14(2)	Within original scope of work under Revised Cost Estimate.	
32	412005	Purchase of Lab equipments	5.00	-	5.00		Regulation-14(3)	Essentially required for lab set up for quality control.	
33	410802	Supply, Erection, Testing and Commissioning of 33/11 KV,2x2 MVA sub station including erection of 11KV	183.00	-	183.00		Regulation-14(2)	Within original scope of work under Revised Cost Estimate.	
34	410601	Balance work of Providing and fixing MS railing on edge of concrete wall and pier of barrage at D/S of P.S.	9.46	-	9.46		Regulation-14(2)	Within original scope of work under Revised Cost Estimate.	



Sl. No.	GL Head	Head of Work / Equipment	ACE Claimed (Actual / Projected)				Regulation under which claimed	Justification	Admitted Cost by the Commission, if any
			Accrual basis	Un-discharged Liability included in col.3	Cash basis	IDC included in col.3			
1		2	3	4	5=3-4	6	7	8	9
35	410714	Pumps for cooling water system of PH	18.00	-	18.00		Regulation-14(2)	Initial Spares within ceiling limit as specified in CERC Tariff Regulation'2009 (Within Revised Cost Estimate)	
36	410714	Purchase of valve for power house auxiliary system	13.48	-	13.48		Regulation-14(2)	Initial Spares within ceiling limit as specified in CERC Tariff Regulation'2009 (Within Revised Cost Estimate)	
37	410714	Purchase of coupling bolt for Turbine Generator shaft and coupling bolt for runner and turbine shaft	10.50	-	10.50		Regulation-14(2)	Initial Spares within ceiling limit as specified in CERC Tariff Regulation'2009 (Within Revised Cost Estimate)	
38	410714	Capitalisation of Runner Hub including Transportation and Insurance	770.08	-	770.08		Regulation-14(2)	Initial Spares within ceiling limit as specified in CERC Tariff Regulation'2009 (Within Revised Cost Estimate)	
39	410714	Purchase of Kirlosker make Booster Pump	3.41	-	3.41		Regulation-14(2)	Initial Spares within ceiling limit as specified in CERC Tariff Regulation'2009 (Within Revised Cost Estimate)	
40	410714	Purchase of 220 KV GIS spare including PT and CTs	210.00	-	210.00		Regulation-14	Initial Spares within ceiling limit as specified in CERC Tariff Regulation'2009	
41	410714	Purchase of spare Bus Bar protection relay	25.00	-	25.00		Regulation-14	Initial Spares within ceiling limit as specified in CERC Tariff Regulation'2009	
42	410713	Purchase of Relay Test Kit	56.00	-	56.00		Regulation-14(3)	Presently no relay test kit is available at power station. Due to unavailability of such basic testing instrument, testing of relay is not possible on real time basis. Therefore to minimise the downtime of the generating unit One no. of Three Phase Relay test kit is very essential for smooth and efficeint operation of power plant.	



Sl. No.	GL Head	Head of Work / Equipment	ACE Claimed (Actual / Projected)				Regulation under which claimed	Justification	Admitted Cost by the Commission, if any
			Accrual basis	Un-discharged Liability included in col.3	Cash basis	IDC included in col.3			
1		2	3	4	5=3-4	6	7	8	9
43	410713	Purchase of SF6 Gas Analyser and Gas Leakage Detector	27.00	-	27.00		Regulation-14(3)	Due to past history of GIS at Teesta Low Dam III, SF6 gas analysis at regular interval is very necessary. So that necessary corrective action may be taken place well in advance before failure of equipment. Since this testing instrument is not available at the Power Station. Therefore to minimise the downtime of the generating unit One no. of SF6 Gas Analyser and One no. of Gas LEakage Detector is very essential for smooth and efficeint operation of power plant.	
		Total	2,463.02	-	2,463.02				

1. In case the project has been completed and cost has already been admitted under any tariff notification(s) in the past, fill column 10 giving the cost as admitted for the purpose of tariff notification already issued by (Name of the authority) (Enclose copy of the tariff Order).
2. The above information needs to be furnished separately for each year / period of tariff period 2014-19.
3. In case of de-capitalisation of assets separate details to be furnished at column 1, 2, 3 and 4. Further, the original book value and year of capitalisation of such asset to be furnished at column 8. Where de-caps are on estimated basis the same to be shown separately.
4. Where any asset is rendered unserviceable the same shall be treated as de-capitalised during that year and original value of such asset to be shown at col. 3. And impaired value if any, year of its capitalisation to be mentioned at column 8.
5. Justification against each asset of capitalization should be specific to regulations under which claim has been made and the necessity of capitalization of that particular asset.

Note:

1. Fill the form in chronological order year wise along with detailed justification clearly bringing out the necessity and the benefits accruing to the beneficiaries.
2. In case initial spares are purchased along with any equipment, then the cost of such spares should be indicated separately. e.g. Rotor - 50 Crs. Initial spares- 5 Crs.

For Lodha & Co
Chartered Accountants
FRN No. 301051E

Partner : H. K. Vaidya
M. No. 055104



For NHPC Limited

(M.G. Gokhale)
CE (Comm.)
Commercial Division



Statement of Additional Capitalisation during fag end of the Project

Name of the Petitioner : NHPC LIMITED

Name of the Generating Station : TEESTA LOW DAM - III POWER STATION

COD : 19.05.2013

Sl. No.	Head of Work / Equipment	Work/Equipment added during last five years of useful life of each Unit/Station	Amount capitalised /Proposed to be capitalised (Rs Lakh)	Justification for capitalisation proposed	Impact on life extension
1	2	3	4	5	6
NOT APPLICABLE					

Note:

1. Cost Benefit analysis for capital additions done should be submitted along with petition for approval of such schemes
2. Justification for additional capital expenditure claim for each asset should be relevant to regulation under which claim and the necessity of capitalization of the asset

For Lodha & Co
Chartered Accountants
FRN No. 301051E



Partner : H. K. Verma
M. No. 055104



For NHPC Limited



(M.G. Gokhale)
CE (Comm.)
Commercial Division



Details of Assets De-capitalized during the period

Name of the Petitioner :

NHPC LIMITED

Name of the Generating Station :

TEESTA LOW DAM - III POWER STATION

Region: Eastern


State: West Bengal

District: Darjeeling

FY 2014-15

(Amount ₹ in Lakh)

Sl. No.	GL Head	Name of the Asset	Nature of de-capitalization (whether claimed under exclusion or as additional capital expenditure)	Original Value of the Asset Capitalised	Year Put to use	Depreciation recovered till date of de-capitalization	Remarks
1	2	3	4	5	6	7	
A. Deletions of items under claims							
1	410301	Building Containing Hydro Electric Generating Plant	For claim	437.532	2013	25.574	Amount decapitalised on account of amount provisionally capitalised for restoration of loss on account of flood of 2007 & 2009, now recovered through BG and insurance from M/s Patel Engineering Limited. Further demand for consumption tax previously capitalised now reversed due to judgement in favour of NHPC Limited.
2	410303	Building Containing Transmission Plant Equipment	For claim	16.102	2013	0.941	
3	410601	Dams And Barrages	For claim	1,504.384	2013	139.005	
4	410602	Power Channels	For claim	81.701	2013	7.549	
5	410604	Power Tunnels And Pipelines	For claim	0.172	2013	0.016	
6	410605	Penstocks	For claim	45.998	2013	4.250	
7	410606	Tailrace Channels	For claim	107.804	2013	9.961	
8	410608	Hydro-Mechanical Works-Dams And Barrage	For claim	129.071	2013	11.926	
9	410610	Hydro-Mechanical Works-Tunnels & Canals	For claim	31.555	2013	2.916	
10	410611	Hydro Mechanical Works-Tail Race	For claim	16.084	2013	1.486	
11	410701	Main Generating Equipment Unit 1	For claim	475.249	2013	43.913	
12	410702	Generator Step Up Transformer Unit 1	For claim	41.688	2013	3.852	
13	410703	Other Power Plant Transformer Unit 1	For claim	8.641	2013	0.798	
14	410704	Cooling Water Systems Unit 1	For claim	8.899	2013	0.822	
15	410705	Switch Gear including Cable Connectors for Unit 1	For claim	95.515	2013	8.826	
16	410707	Dc Systems/Battery Systems Unit 4	For claim	3.459	2013	0.320	
17	410708	Power And Control Cables Unit 1	For claim	20.217	2013	1.868	
18	410709	Cooling Water Systems Unit 1	For claim	7.071	2013	0.653	
19	410710	Power Line Carrier Communication Systems Unit 1	For claim	1.925	2013	0.178	
20	410711	Metering Equipments-Gpm Unit 1	For claim	35.128	2013	3.246	
21	410712	Auxiliary And Ancillary Systems Unit 3	For claim	7.313	2013	0.676	
22	410713	Misc. Power Plant Equipment Unit 3	For claim	23.295	2013	2.152	



Sl. No.	GL Head	Name of the Asset	Nature of de-capitalization (whether claimed under exclusion or as additional capital expenditure)	Original Value of the Asset Capitalised	Year Put to use	Depreciation recovered till date of de-capitalization	Remarks
1		2	3	4	5	6	7
23	411804	2TB External Hdd - 5 Pcs	For claim	0.390	2013	0.084	Transferred to Revenue Head.
24	411804	1 TB Backup Plus 2.5" External Hdd (Usb 3.0) (Make: Seagate)	For claim	0.059	2013	0.005	
25	411804	1 TB Backup Plus 2.5" External Hdd (Usb 3.0) (Make: Seagate)	For claim	0.056	2014	0.002	
26	411804	External Hard Disk 1TB , Supports Usb 3.0	For claim	0.052	2014	0.001	
27	411804	1 TB Backup Plus 2.5" External Hdd (Usb 3.0) (Make: Seagate) - 11 Pcs	For claim	0.580	2014	-	
28	411804	USB 3G Data Card	For claim	0.019	2011	0.019	
29	410201	Providing & Laying Soiling And PCC From RD 0.00 To RD 123.00 M at Store Area,Sector-A	For claim	1.932	2014	0	Amount provisionally overcapitalised in quarterly accounts and rectified at year end
30	410201	Balance Work in Colony Roads by Metalling And Providing Premix Carpeting at Sec-A,TLD III PS	For claim	0.801	2014	0	
31	410304	Extension of Quality Control office at Store Complex,Sector-A,TLD III PS	For claim	0.144	2014	0	
32	411201	Construction of New Water Tank at Store Complex (Sector-A) for Water Supply at Colonies	For claim	0.163	2014	0	
Sub Total (A)				3,103.001		271.040	
B. Deletions of items under Exclusion							
33	411801	Server Make: Hp Model: MI350Eg8 - 2 PCS	Exclusion	7.295	2014	0	Inter-Head Adjustments. The addition of items also kept under exclusions resulting net effect on add cap NIL. Refer Form 9(D)
34	411804	8 Port Fxo/ Fxs Voip Modem - 5 PCS	Exclusion	0.633	2014	0	
35	411805	Canopy Microwave Radio Link with Antena - 8 PCS	Exclusion	2.267	2014	0	
36	411805	Inmersat Telephoneset	Exclusion	0.183	2014	0	
37	411804	Lan Extender	Exclusion	0.072	2014	0	
38	411804	Lan Periferals	Exclusion	0.548	2014	0	
39	411801	Server Hp(Compaq)	Exclusion	0.168	2014	0	
40	411804	Server ibm intel Xecon	Exclusion	0.461	2014	0	
41	411804	Switch & Acc	Exclusion	0.064	2014	0	
42	411805	Vsat Based On Dome	Exclusion	1.210	2014	0	




Sl. No.	GL Head	Name of the Asset	Nature of de-capitalization (whether claimed under exclusion or as additional capital expenditure)	Original Value of the Asset Capitalised	Year Put to use	Depreciation recovered till date of de-capitalization	Remarks
1		2	3	4	5	6	7
43	411804	Wifi Router,Linksys Make	Exclusion	0.251	2014	0	
44	411804	Wifi Router,Linksys Make 1	Exclusion	0.251	2014	0	
45	411804	Wireless N Access Point Make Linksys Model	Exclusion	0.057	2014	0	
46	411801	Windows Server Std 2012 Sngl Olp NI Cal(150 User)	Exclusion	3.210	2014	0	
		Sub Total (B)		16.669		-	

Note:

Year wise detail need to be submitted.

For Lodha & Co
Chartered Accountants
FRN No. 301051E



Partner : H. K. Verma
M. No. 055104



For NHPC Limited

(M.G. Gokhale)
CE (Comml.)
Commercial Division



Details of Assets De-capitalized during the period


Name of the Petitioner :
Name of the Generating Station :
Region: Eastern

NHPC LIMITED
TEESTA LOW DAM - III POWER STATION
State: West Bengal District: Darjeeling

FY 2015-16

(Amount ₹ in Lakh)



Sl. No.	GL Head	Name of the Asset	Nature of de-capitalization (whether claimed under exclusion or as additional capital expenditure)	Original Value of the Asset Capitalised	Year Put to use	Depreciation recovered till date of de-capitalization	Remarks
1		2	3	4	5		6
1	411112	Cubical Type Motor Control Panel Make of 16 Swh	for claim	0.078	2006	0.048	Old assets being unusable / unservicable taken to obsolete and some of the assets have been sold.
2	411130	Binaculor Olumpus Model Ch20(l)	for claim	0.117	2007	0.061	
3	411130	Mini Prism With Bubble & Reflector	for claim	0.045	2007	0.045	
4	411130	Sd Card (2 Gb) For Csio Camera	for claim	0.080	2007	0.038	
5	411130	Vacuum Cleaner	for claim	0.085	2007	0.039	
6	411201	Pvc Water Storage Tank 2000 Ltr (T Tanki)	for claim	0.088	2007	0.010	
7	411201	Water Tank 200 Ltrs - 2 PCS	for claim	0.126	2006	0.014	
8	411201	Water Tank 2000 Ltr	for claim	0.061	2006	0.007	
9	411402	Power System Including Chairman Unit - 4 PCS	for claim	0.427	2001	0.168	
10	411701	Almirah - 18 PCS	for claim	0.806	2005	0.806	
11	411701	Conference Table	for claim	0.059	2002	0.017	
12	411701	Conference Table Set	for claim	0.172	2001	0.101	
13	411701	Conference Table With Set	for claim	0.059	2000	0.017	
14	411701	Conference Table, Teak Make Ply Top Sunmica, 8'X4'X2'6	for claim	0.060	2004	0.024	
15	411701	Defender Safe (Godrej)	for claim	0.098	2004	0.062	
16	411701	File Cabinet 4 Drawer Godrej - 2 PCS	for claim	0.149	2007	0.040	
17	411701	Glow Sign Board	for claim	0.055	2003	0.013	
18	411701	Godrej 4 Door Filing Cabinet - 2 PCS	for claim	0.126	2006	0.039	
19	411701	Godrej Chair	for claim	0.081	2008	0.021	
20	411701	Godrej Exec. T202	for claim	0.100	2003	0.043	
21	411701	Godrej Executive Chair Pch7002) - 3 PCS	for claim	0.167	2007	0.045	
22	411701	Godrej L Shaped Credenza	for claim	0.112		0.048	
23	411701	Godrej Revolving Chair Pch7003R	for claim	0.065		0.017	



Sl. No.	GL Head	Name of the Asset	Nature of de-capitalization (whether claimed under exclusion or as additional capital expenditure)	Original Value of the Asset Capitalised	Year Put to use	Depreciation recovered till date of de-capitalization	Remarks
1		2	3	4	5		6
24	411701	Godrej Store Will - 4 PCS	for claim	0.256	2006	0.076	Old assets being unusable / unservicable taken to obsolete and some of the assets have been sold.
25	411701	Godrej Storewell	for claim	0.077	2008	0.020	
26	411701	Godrej Storewell Model M3 - 3 PCS	for claim	0.178	2007	0.048	
27	411701	Godrej Storwel Almirah	for claim	0.047	2004	0.047	
28	411701	Godrej Table - 4 PCS	for claim	0.190	2001 & 2006	0.108	
29	411701	Godrej Table T102	for claim	0.053	2006	0.011	
30	411701	Godrej Table T202 - 3 PCS	for claim	0.304	2003	0.133	
31	411701	Godrej Table T9	for claim	0.066	2007	0.017	
32	411701	Godrej Table Ts9 - 2 PCS	for claim	0.133	2008	0.034	
33	411701	Godrej Table Wt718	for claim	0.059	2002	0.015	
34	411701	Misc Furnishings	for claim	0.101	2005	0.035	
35	411701	Providing & Making of Wall Cabinet	for claim	0.172	2002	0.085	
36	411701	Sofa Set	for claim	0.095	2004	0.035	
37	411701	Sofa Set 3 Seater And 2 Single Seater of Teak Wood With 4 Cushion	for claim	0.089	2003	0.039	
38	411701	Sofa Set With Centre Table	for claim	0.050	2005	0.050	
39	411701	Sofa Set Wooden (Teak)	for claim	0.077	2003	0.032	
40	411701	Stor5E Well Big Made of Cre Sheet - 3 PCS	for claim	0.178	2007	0.048	
41	411701	Store Well Big Made of Cre Sheet - 2 PCS	for claim	0.119	2007	0.032	
42	411701	Supply & Fitting Glow Sign Board 20'X2.5' At Tldp lii	for claim	0.048	2003	0.048	
43	411701	Supplying & Fixing of Carpet	for claim	0.145	2001	0.069	
44	411701	Synthetic Carpet	for claim	0.049	2003	0.049	
45	411701	Table T104 Godrej Make	for claim	0.066	2008	0.020	
46	411701	Table T9(T9/ office/2006/031/12)	for claim	0.051	2008	0.010	
47	411701	Table, T104	for claim	0.083	2007	0.022	
48	411701	White Magnetic Board 4X10	for claim	0.044	2000	0.044	
49	411701	White Magnetive Board 120X240 MM 3 PCS	for claim	0.135	2006	0.135	
50	411701	Woolen Carpet	for claim	0.112	2006	0.056	
51	411702	Almirah	for claim	0.057	2006	0.017	




Sl. No.	GL Head	Name of the Asset	Nature of de-capitalization (whether claimed under exclusion or as additional capital expenditure)	Original Value of the Asset Capitalised	Year Put to use	Depreciation recovered till date of de-capitalization	Remarks
1		2	3	4	5		6
52	411702	Cup Board	for claim	0.057	2006	0.017	Old assets being unusable / unservicable taken to obsolete and some of the assets have been sold.
53	411704	Book Case 66X30X12 With 4 Go Up Glass Door Locking System	for claim	0.090	2007	0.024	
54	411704	Table T Godrej	for claim	0.081	2007	0.022	
55	411707	Carpet of 1000 Gms / Sgmiv Looppile	for claim	0.409	2004	0.126	
56	411707	Carpet of 750 Gms /Sgmiv Cutpile	for claim	0.511	2004	0.158	
57	411707	Cloth Sample 1	for claim	0.219	2004	0.068	
58	411707	Cloth Sample 2	for claim	0.172	2004	0.053	
59	411707	Cloth Sample 4	for claim	0.068	2004	0.021	
60	411707	Dining Table 12'X6'X6 Teak Wood	for claim	0.123	2002	0.058	
61	411707	Dinning Table Teak Wood With 6 Chair	for claim	0.053	2003	0.015	
62	411707	Drapery Rod 3 Ft	for claim	0.046	2004	0.046	
63	411707	Drapery Rod 3.5 Ft	for claim	0.113	2004	0.042	
64	411707	Duro Tuff Mat	for claim	0.068	2004	0.021	
65	411707	Pasting Charges For Carpet And Adhesive	for claim	0.093	2004	0.029	
66	411707	Sofa Set	for claim	0.102	2007	0.028	
67	411707	Steel Almirah	for claim	0.067	2003	0.017	
68	411707	Underlay	for claim	0.069	2004	0.026	
69	411707	Wooden Bed 78X72 - 3 PCS	for claim	0.171	2003	0.055	
70	411707	Wooden Table - 2 PCS	for claim	0.123	2005	0.043	
71	411707	Woolen Carpet	for claim	0.112	2004	0.056	
72	411801	Compaq	for claim	0.057	2003	0.029	
73	411801	Compaq Computer With Printer And Ups	for claim	0.088	2003	0.044	
74	411801	Compaq Lap Top Model 2129 Ad	for claim	0.091	2003	0.046	
75	411801	Compaq Pressario	for claim	0.056	2001	0.028	
76	411801	Computer Compaq, Hp Printer 1125C With Computer Table And Ups - 2 PCS	for claim	0.171	2004	0.085	
77	411801	Hcl Desktop (Infinity Pro E1295-Intel Core 2)	for claim	0.344	2010	0.344	
78	411801	Intel Pentium Iii (Pressario) 7500 Series	for claim	0.062	2000	0.031	




Sl. No.	GL Head	Name of the Asset	Nature of de-capitalization (whether claimed under exclusion or as additional capital expenditure)	Original Value of the Asset Capitalised	Year Put to use	Depreciation recovered till date of de-capitalization	Remarks
1		2	3	4	5		6
79	411801	Intel Piii With 15 Monitor With Inkjet Printer - 3 PCS	for claim	0.213	2000	0.106	
80	411801	Laptop	for claim	0.065	2006	0.032	Old assets being unusable / unservicable taken to obsolete and some of the assets have been sold.
81	411801	Laptop Intel Core2 T5200,11.6Ghz Mb L2 Canon With 533Mhz Fsb,512Integrated Wireless Lan 3945B/G80211 - 2 PCS	for claim	0.113	2007	0.056	
82	411801	Philips Pc - 2 PCS	for claim	0.114	1998	0.057	
83	411803	A3 Size Digital Compier & Printer Canon (lr2016)	for claim	0.056	2007	0.028	
84	411803	Line Printer	for claim	0.120	2005	0.060	
85	411804	Hp Design Jet Plotter Dnj500	for claim	0.200	2001	0.100	
86	411804	Micro Tech 3Kva Online Ups (1)Exide Battery Ep10012 Smf (8) Natteru Stamd & Electric Wire (1)	for claim	0.106	2007	0.053	
87	411902	21 Metre Ground Mounted Telescope Fitting Galvanized Tower	for claim	6.828	2004	1.813	
88	411902	24 Post Voip Audio Cords - 2 PCS	for claim	2.177	2005	0.514	
89	411902	Accessories	for claim	0.084	2005	0.020	
90	411902	Alinco Dr 140 Vhf Fm Base Transreceiver With Palm Microphone - 3 PCS	for claim	0.395	2001	0.188	
91	411902	Battery Bank 65 Smf (3 Hrs Backup), A Set of 16 No. of Batteries	for claim	0.599	2006	0.125	
92	411902	Bslcse Card For Epbax10X 120	for claim	0.124	2004	0.034	
93	411902	Epabx Vision With Battery	for claim	0.078	2005	0.019	
94	411902	Errection Testing & Commissioning Vhf Set - 3 PCS	for claim	0.452	2000	0.055	
95	411902	Fax Machine	for claim	0.105	2004	0.047	
96	411902	Fax Machine Canon Mpc70	for claim	0.079	2003	0.025	
97	411902	Fax Machine Panasonic Kxmf386	for claim	0.056	2008	0.011	
98	411902	Gcb 20 Indoor Booster With Amplifier	for claim	0.280	2001	0.133	
99	411902	Gsm Fct Router	for claim	0.117	2006	0.026	
100	411902	Gsm Fct Router Move, Battery Back Ups	for claim	0.119	2007	0.026	
101	411902	Gsm Router (Matrix) Sl No. W 03664 Adapter & Data Cable	for claim	0.081	2007	0.017	
102	411902	Gsm Router With Antenna	for claim	0.081	2005	0.020	




Sl. No.	GL Head	Name of the Asset	Nature of de-capitalization (whether claimed under exclusion or as additional capital expenditure)	Original Value of the Asset Capitalised	Year Put to use	Depreciation recovered till date of de-capitalization	Remarks
1		2	3	4	5		6
103	411902	Laying of Cable 3.5 Core Near Executive Hostel	for claim	0.312	2003	0.100	Old assets being unusable / unserviceable taken to obsolete and some of the assets have been sold.
104	411902	Laying of Underground 50 Pair Telephone Cable	for claim	0.442	2002	0.169	
105	411902	Matrix Gsm Fct Data Router With Power Supply & Antenna	for claim	0.076	2006	0.016	
106	411902	Matrix Gsm Fct Voice Router With Power Supply & Antenna	for claim	0.082	2006	0.018	
107	411902	Mobile Comm System & Accesories	for claim	1.243	2004	0.320	
108	411902	Motorola Vhf Repeater Station Model Cdr 700 Comprising of 2 Nos. - 3 PCS	for claim	0.903	2004	0.253	
109	411902	Nstallation & Testing Charges	for claim	0.281	2006	0.071	
110	411902	Panasonic Fax Kx-Ft983	for claim	0.057	2011	0.008	
111	411902	Panasonic Fax Machine Kxcp 302	for claim	0.065	2003	0.023	
112	411902	S Band 24 Ghz Ism Radio - 2 PCS	for claim	1.485	2005	0.350	
113	411902	Service Charges For Erection, Testing And Commisioning of Motorola Wireless Radios	for claim	0.108	2004	0.034	
114	411902	Slc Se Card With Cable & Mdf Components - 3 PCS	for claim	0.314	2003	0.099	
115	411902	Tel. Rec.Sect. Beetel Make With Coil - 3 PCS	for claim	0.197	2005	0.027	
116	411902	Vhf Hand Held Synthesized Transreceiver Model Gm 338 Operating 136174 Frequency Band - 3 PCS	for claim	0.313	2004	0.087	
117	411902	Vhf Hand Held Synthesized Transreceiver Model Gp 338 Operating 136174 Frequency Band - 9 PCS	for claim	0.721	2004	0.203	
118	411902	Vhf Hand Held Synthesized Transreceiver Model Gp338 - 10 PCS	for claim	0.747	2004	0.199	
119	411902	Vhf High Gain Wireless Base Antena With Battery Charger & Lighting Arrestor - 3 PCS	for claim	0.505	2001	0.239	
120	411902	Vhf Mobile Synthesized Transreceiver Gm338 Radio O	for claim	0.067	2004	0.018	
121	411902	Wireless Handheld Microphone Make Shure	for claim	0.116	2004	0.029	
122	411902	Wireless Machine	for claim	0.221	2002	-	
123	411902	Xerox Fax Machine Model Xerox Work Centre Pe16	for claim	0.255	2004	0.069	
124	412003	Modi Xerox Machine	for claim	0.220	2002	0.062	
125	412003	Modi Xerox Photocopier	for claim	0.220	2005	0.120	



Sl. No.	GL Head	Name of the Asset	Nature of de-capitalization (whether claimed under exclusion or as additional capital expenditure)	Original Value of the Asset Capitalised	Year Put to use	Depreciation recovered till date of de-capitalization	Remarks
1		2	3	4	5		6
126	412003	Photocopy Machine	for claim	0.414	2004	0.186	Old assets being unusable / unserviceable taken to obsolete and some of the assets have been sold.
127	412003	Xerox 300L Wide Format And Voltage Stabilizer	for claim	1.108	2001	0.507	
128	412003	Xerox Machine Mx5834200M & Voltage Stabilizer	for claim	0.740	2001	0.327	
129	412003	Xerox Machine Mx5825 Std Twao Tray With Voltage Stabiliser	for claim	0.443	2001	0.196	
130	412007	Fabrelectric Kitchen Cheminy	for claim	0.072	2007	0.016	
131	412007	Microwave Oven (20 Acf Kenster)	for claim	0.053	2007	0.009	
132	412008	Air Conditioner	for claim	0.073	2004	-	
133	412011	Electronic Aotomaticx Voltage Regulator 380Kva	for claim	0.078	2003	0.033	
134	412011	Water Cooler Aquaguard	for claim	0.124	2004	0.063	
135	412020	Aquaguard Water Filter	for claim	0.049	2005	0.049	
136	412020	Armada Battery	for claim	0.043	2001	0.043	
137	412020	Gillmare Needl Apparatur	for claim	0.046	2006	0.045	
138	412020	Glow Sign Board - 2 PCS	for claim	0.140	2001	0.113	
139	412020	Gypsy Tent Swiss Cotton With Facility of Bed Room , Drawing Room Etc	for claim	0.114	2001	0.071	
140	412020	Hill Tent	for claim	0.075	2005	0.026	
141	412020	Installation of Energy Metres In Residential	for claim	0.138	2001	0.086	
142	412020	Shamiyana 40 * 25 With All Accessories	for claim	0.104	2004	0.040	
143	412020	Tea Vending Machine	for claim	0.097	2005	0.037	
144	412501	21 Colour Television Make Lg Model 21Fe36 Ve - 4	for claim	0.221	2006	0.044	
145	412501	Lg Colour Tv	for claim	0.059	2003	0.018	
146	412501	Sony Colour Tv 21, Model No. A0021M80 - 3 PCS	for claim	0.181	2007	0.050	
147	412501	Sony Colour Tv 21, Model No. Aw21M80	for claim	0.058	2007	0.016	
148	412501	Tv	for claim	0.086	2007	0.052	
149	412502	Iss Perforated Plate	for claim	0.077	2005	0.027	
150	412502	Lynx Cup	for claim	0.140	2001	0.088	
151	412505	Electrolus Refrigerator, Erp 235Ff	for claim	0.092	2008	0.02772	
152	412505	Refrigerator	for claim	0.086	2004	0.054	
153	412505	Refrigerator Godrej Gold Cap 300 Ltr - 2 PCS	for claim	0.17	2006	0.050	



Sl. No.	GL Head	Name of the Asset	Nature of de-capitalization (whether claimed under exclusion or as additional capital expenditure)	Original Value of the Asset Capitalised	Year Put to use	Depreciation recovered till date of de-capitalization	Remarks
1		2	3	4	5		6
154	412505	Refrigerator Make Godrej Gold Cap 300 Ltr	for claim	0.085	2006	0.025	Old assets being unusable / unservicable taken to obsolete and some of the assets have been sold.
155	412505	Samsung 180 Ltr Refrigerator	for claim	0.057	2007	0.015	
156	412801	500 Gb Segate Free Agent Go Flex Ultra Portable Drive	for claim	0.040	2013	0.040	
157	412801	Godrej Int. Work Station Du III	for claim	0.029	1999	0.029	
158	412801	Lan Switch 8 Port - 11 PCS	for claim	0.122	2011	0.122	
159	412801	Minor Asset including Heaters and Multimeter	for claim	0.072	2004	0.072	
160	412801	Monoblock Pump - 2 PCS	for claim	0.051	2014	0.051	
161	412801	Pin Board, White Board & Notice Board	for claim	0.079	2009	0.079	
162	412801	Toster 4 Slider Make: Murphy Rechards Model: Europa 4 Slice	for claim	0.046	2004	0.046	
163	412801	Vijay Water Gyser Wh251 Abs - 2 PCS	for claim	0.090	2007	0.090	
164	412801	Wooden Bed Teak Wood Make - 3 PCS	for claim	0.133	2003	0.133	
165	410501	Providing & Fixing Wooden Frame With Plyboard In Store office.	for claim	0.196	2005	0.032	
166	410501	Site office	for claim	0.129	2004	0.022	
167	410601	Decap Due To Cte Observations - 2 times	for claim	31.942	2013	2.134	Decapitalise on account of over capitalisation on estimation basis in previous period.
168	410701	Generating Plant & Machinery	for claim	45.030	2013	4.755	
169	410704	Decap On Risk And Cost of AHPL4	for claim	2.833	2013	0.299	
170	4110XX to 412801	Obsolete Minor Asset having value of Re.1	for claim	0.026	2013	-	Assets taken to obsolete
171	4103XX	Decapitalisation due to Material Damage due to landslide	for claim	12.650	2013	0.845	Assets decapitalised due to material damage at Landslide
172	4106XX	Decapitalisation due to Material Damage due to landslide	for claim	100.117	2013	6.688	
173	4107XX	Decapitalisation due to Material Damage due to landslide	for claim	60.799	2013	6.420	




Sl. No.	GL Head	Name of the Asset	Nature of de-capitalization (whether claimed under exclusion or as additional capital expenditure)	Original Value of the Asset Capitalised	Year Put to use	Depreciation recovered till date of de- capitalization	Remarks
1		2	3	4	5		6
174	4103XX	Decapitalisation due to reduce in payment to NFR Railway	for claim	1.580	2013	0.106	Assets overcapitalise on provisional basis duing COD, now decapitlised to actual amount.
175	4106XX	Decapitalisation due to reduce in payment to NFR Railway	for claim	12.502	2013	0.835	
176	4107XX	Decapitalisation due to reduce in payment to NFR Railway	for claim	7.592	2013	0.802	
177	411501	Car Ambassador WB 66A9505	for claim	0.396	2004	-	Assets transferred to other units of Corporation
178	411801	Laptop Core I5 Processor	for claim	0.630	2013	0.455	
179	411702	Dinning Table (4 Seater)	for claim	0.170	2012	0.039	
180	411702	Sofa Set (3+1+1)	for claim	0.330	2012	0.075	
181	411801	Motorola Xoom Tablet	for claim	0.351	2012	0.333	
182	411801	Apple Mac Pro 15	for claim	1.240	2012	1.178	
183	412502	Lab Cement Autoclave	for claim	0.370	2005	0.130	
		Sub-Total (A)		316.253		38.793	
B	Deletions of Assets under Exclusions						
184	412007	Mattress(Queen Size Double Bed) 5 Thickness78X60,Godrej	Exclusion	0.242	2015	0	Additions of Asset kept under exclusions category in Form 9D
		Sub-Total (B)		0.242		-	

Note:

Year wise detail need to be submitted.

For Lodha & Co
Chartered Accountants
FRN No. 301051E

H. K. Verma
Partner : H. K. Verma
M. No. 055104



For NHPC Limited

(M.G. Gokhale)
(M.G. Gokhale)
CE (Comml.)
Commercial Division



Details of Assets De-capitalized during the period

Name of the Petitioner :

NHPC LIMITED

Name of the Generating Station :

TEESTA LOW DAM - III POWER STATION

Region: Eastern

State: West Bengal

District: Darjeeling

FY 2016-17

(Amount ₹ in Lakh)

Sl. No.	GL Head	Name of the Asset	Nature of de-capitalization (whether claimed under exclusion or as additional capital expenditure)	Original Value of the Asset Capitalised	Year Put to use	Depreciation recovered till date of de-capitalization	Remarks
1		2	3	4	5	6	7
A. Deletions of items under claims							
1	4106XX	Deviation In Major Contract Works	For Claim	16.006	2013	2.747	Decapitalisation is done on account of overcapitalisation of assets on estimation basis in previous years and reduction of sales tax demand amount in Current year but previously booked in Assets prior to COD.
2	4106XX	Reduction In Sales Tax Demand Allocated To Dam And Barrages	For Claim	9.510	2013	1.632	
3	4103XX	Deviation In Major Contract Works	For Claim	2.372	2013	0.257	
4	4103XX	Reduction In Sales Tax Demand Allocated To Buildings	For Claim	5.121	2013	0.556	
5	410702	41 MVA,3-Phase,220Kv/11Kv Generator Transformer	For Claim	5.610	2016	-	
Sub-Toal (A)				38.618		5.192	
B. Deletions of items under Exclusion							
5	410713	Gasoline Engine Operated Portable Power Pack Unit, Complete In All Respect, Casappa , Kohler	Exclusion	4.762	2016	-	Inter Head Adjustments. The additions of items under previous has been also kept under exclusions. Refer Form 9(D)
6	411702	Water Geyser, 2 Kw,230 Volt , 25 Ltr. Storage Capacity (Vertical Type) Having Automatic Control - 2 Pcs	Exclusion	0.180	2016	-	
7	411707	Water Geyser (2 K Watt) - 6 Pcs	Exclusion	0.534	2016	-	
8	411707	Gyser 25 Ltr. Capacity - 7 Pcs	Exclusion	0.739	2016	-	
9	411707	Water Geyser, 2 Kw,230 Volt , 35 Ltr. Storage Capacity (Vertical Type) Having Automatic Control - 4 Pcs	Exclusion	0.119	2016	-	
10	411707	Water Geyser, 2 Kw,230 Volt , 25 Ltr. Storage Capacity (Vertical Type) Having Automatic Control - 4 Pcs	Exclusion	0.423	2016	-	



134




Sl. No.	GL Head	Name of the Asset	Nature of de-capitalization (whether claimed under exclusion or as additional capital expenditure)	Original Value of the Asset Capitalised	Year Put to use	Depreciation recovered till date of de-capitalization	Remarks
1		2	3	4	5	6	7
11	411901	GPRS Based RTU CPU - Make : Motorola . Model No 085Srw02W2	Exclusion	6.295	2016	-	Additions of such minor assets has been kept in Exclusion category in Form 9D
12	411901	Gateway System For GPRS Based RTU - Make : Motorola. Model No 085Srl0001	Exclusion	6.798	2016	-	
13	412201	Symantec Antivirus Solution For Mobile / Tablet For 3 Years - 2 Pcs	Exclusion	0.044	2016	-	
14	412501	Samsung Led 39 Inch Eh5003	Exclusion	0.447	2013	0.090	
15	411806	Vsat Based On Doma	Exclusion	1.210	2007	0.605	
16	411806	Inmersat Telephoneset	Exclusion	0.183	2006	0.092	
17	411806	Server Ibm Intel Xecon	Exclusion	0.461	2006	0.230	
18	411806	Server Hp(Compaq)	Exclusion	0.168	2005	0.084	
19	411801	Laptop, Hp Model P206Tx	Exclusion	0.583	2015	0.332	
20	411701	Center table chinar wooden	Exclusion	0.250	2016	0.008	
21	411801	Acer Travelmate P243M LAPTOP	Exclusion	0.482	2014	0.283	
22	412801	NOKIA 225 BLACK	Exclusion	0.033	2015	0.033	
23	410306	Const. Of store room in front of 0 type quarters at Vidyutnagar	Exclusion	1.344	2002	0.212	
24	412007	Motorized Tread Mill(Make-Bsa)Model-T-330	Exclusion	0.470	2010	0.197	
		Sub-Total (B)		25.524		2.165	
		Total (A + B)		64.143		7.357	

Note:

Year wise detail need to be submitted.

For Lodha & Co
Chartered Accountants
FRN No. 301051E


Partner : H. K. Verma
M. No. 055104



For NHPC Limited

(M.G. Gokhale)
CE (Comm.)
Commercial Division



Details of Assets De-capitalized during the period

Name of the Petitioner :
Name of the Generating Station :
Region: Eastern

NHPC LIMITED
TEESTA LOW DAM - III POWER STATION
State: West Bengal District: Darjeeling

FY 2017-18


(Amount ₹ in Lakh)

Sl. No.	GL Head	Name of the Asset	Nature of de-capitalization (whether claimed under exclusion or as additional capital expenditure)	Original Value of the Asset Capitalised	Year Put to use	Depreciation recovered till date of de-capitalization	Remarks
1		2	3	4	5		6
A. Deletions of items under claims							
Sub-total (A)				-			
B. Deletions of items under Exclusion							
1	412503	Oppo Mobile Neo7 A33F	Exclusion	0.080	2017	0	Inter Head Adjustments. The additions of items under previous has been also kept under exclusions. Refer Form 9(D)
2	412801	Chair - 4 Pcs	Exclusion	0.093	2011	0.093	Additions of such minor assets has been kept in Exclusion category in Form 9D. Further these assets are sold to Senior Officer of Corporation.
3	411701	Easy Chair	Exclusion	0.072	2011	0.023	
4	411701	Diwan	Exclusion	0.085	2011	0.027	
5	412008	1.5 Voltas Gold 2 Star With Stabilizer	Exclusion	0.215	2012	0.094	
Sub-total (B)				0.545		0.237	
Total (A + B)				0.545		0.237	

Note:

Year wise detail need to be submitted.

For Lodha & Co
Chartered Accountants
FRN No. 301051E


Partner : H. K. Verma
M. No. 055104



For NHPC Limited



Statement showing reconciliation of ACE claimed with the capital additions as per books

Name of the Petitioner :

NHPC LIMITED

Name of the Generating Station :

TEESTA LOW DAM - III POWER STATION

COD : 19.05.2013


(Amount ₹ in Lakh)

Sl. No.	Particulars	2014-15	2015-16	2016-17	2017-18	2018-19 (Projected)
1	2	3	4	5	6	7
	Closing Gross Block	1,89,106.90	1,91,330.23	1,93,318.31	1,93,871.09	
	Less: Opening Gross Block	1,88,511.74	1,89,106.90	1,91,330.23	1,93,319.19	
	Total Additions as per books	595.16	2,223.33	1,988.08	551.90	
	Less: Additions pertaining to other Stages (give Stage wise breakup)					
	Net Additions pertaining to instant project/Unit/Stage	595.16	2,223.33	1,988.08	551.90	
	Less: Addition of Assets under Exclusions (Form-9D)	16.67	0.24	136.34	21.93	
	Add: Deletion of Assets under Exclusion	16.67	0.24	25.52	0.55	
	Net Additional Capital Expenditure Claimed	595.16	2,223.33	1,877.27	530.52	2,463.02

Note:


Reason for exclusion of any expenditure shall be given in Clear terms.

For Lodha & Co
Chartered Accountants
FRN No. 301051E


Partner : H. K. Verma
M. No. 055104



For NHPC Limited


(M.G. Gokhale)
CE (Comml.)
Commercial Division




Statement showing items/assets/works claimed under Exclusions

Name of the Petitioner :
Name of the Generating Station :
COD : 19.05.2013

NHPC LIMITED
TEESTA LOW DAM - III POWER STATION

(Amount ₹ in Lakh)

Sl. No.	GL head	Head of Work / Equipment	ACE Claimed under Exclusion				Justification
			Accrual basis	Un-discharged Liability included in col.3	Cash basis	IDC included in col.3	
1		2	3	4	5=3-4	6	7
FY 2014-15							
1	411801	Server Make: Hp Model: MI350Eg8 - 2 PCS	7.295	-	7.295		Inter Head Adjustments. Refer Form No. 9B(i), Sl No. 29 to 42
2	411806	8 Port Fxo/ Fxs Voip Modem - 5 PCS	0.633		0.633		
3	411806	Canopy Microwave Radio Link with Antena - 8 PCS	2.267		2.267		
4	411806	inmersat Telephoneset	0.183		0.183		
5	411806	Lan Extender	0.072		0.072		
6	411806	Lan Periferals	0.548		0.548		
7	411806	Server Hp(Compaq)	0.168		0.168		
8	411806	Server ibm intel Xecon	0.461		0.461		
9	411806	Switch & Acc	0.064		0.064		
10	411806	VSAT Based On Doma	1.210		1.210		
11	411806	Wifi Router,Linksys Make	0.251		0.251		
12	411806	Wifi Router,Linksys Make 1	0.251		0.251		
13	411806	Wireless N Access Point Make Linksys Model	0.057		0.057		
14	412201	Windows Server Std 2012 Sngl Olp NI Cal(150 User)	3.210	-	3.210		
Total (2014-15)			16.669	-	16.669		
FY 2015-16							
1	412007	Mattress(Queen Size Double Bed) 5 Thickness78X60,Godrej	0.242	-	0.242		Asset wrongly capitalised. Later transferred to Revenue after decapitalisation. Refer Form 9B(i)
Total (2015-16)			0.242	-	0.242		
FY 2016-17							
A. Additions claimed under Exclusions							
1	410714	Rotor and Printed Circuit	27.229	-	27.229		Purchased as spare. The item will be claimed whenever put in use.
1	411701	Almirah Storewel - M3 (Without Mirror) - 2 PCS	0.430	-	0.430		As per proviso of Regulation 14(3)
2	411701	Executive Revolving Chair with Push Back System - 5 PCS	0.373	-	0.373		
3	411701	Fabricated Rack for Battery Bank	0.107	-	0.107		
10	411706	Semi Fowler Bed + Matteredess - 3 PCS	0.660	-	0.660		
11	411707	Dining Table Wooden Top Size 6'X3' with Six Cushioned Chairs In Teak Wood - 2 PCS	1.075	-	1.075		
12	411707	Premium Wooden Bed Side Table - 20 PCS	0.884	-	0.884		
13	411707	Sofa Set 3 Seater - 7 PCS	2.246	-	2.246		
14	411707	Steel Almirah Big - 10 PCS	1.371	-	1.371		
15	411707	Study Table 2'X3, with Single Drawer - 10 PCS	0.820	-	0.820		



138




Sl. No.	GL head	Head of Work / Equipment	ACE Claimed under Exclusion				Justification
			Accural basis	Un-discharged Liability included in col.3	Cash basis	IDC included in col.3	
16	411707	Teak Wood Made Centre Table with Glass Top Melamine Polish (Size of Top 42'X21') - 10 PCS	0.812	-	0.812		As per proviso of Regulation 14(3)
17	411707	Teakwood Made Sofa Set Consisting of (3+1+1) Total 5 Seater Having Cushioned Seat And Back	0.368	-	0.368		
18	411707	Wooden Bed, 6 1/2'X5' - 10 PCS	2.316	-	2.316		
19	411707	Wooden Chair with Cushion - 20 PCS	1.234	-	1.234		
20	411707	Wooden Study Chair with Cushioned Seat - 10 PCS	0.580	-	0.580		
21	411801	Acer Veriton 200Q87 Desktop Pc - Core I5,3.2 Ghz,8Gb Ddr3,1Tb Hdd,Win8.1 Pro Os, 18.5 Led Monitor - 17 PCS	8.854	-	8.854		
22	411801	Hp Laptop 440 G4 (Core I7-7500U, 8Gb Ram Ddr4, 1Tb Hdd, Windows 10 Pro 64 Bit)	0.815	-	0.815		
23	411803	Hp Colour Laser Jet Printer Cp1025Nw	0.212	-	0.212		
24	411803	Hp office Jet 7110 Wide format Printer (A3 Size)	0.214	-	0.214		
25	412003	Digital Copier	0.887	-	0.887		
26	412005	Foetal Monitor , Make- Bpl Limited,, Model No : Diva-Fm9854	1.029	-	1.029		
27	412007	Aqua Sure Maxima Uv + Uf Water Purifier - 6 Ltrs	0.089	-	0.089		
28	412007	Kitchen Chimney - Sleek/Karin-90 Cm	0.250	-	0.250		
29	412007	Microwave Oven	0.148	-	0.148		
30	412007	Samsung Microwave Oven, 20 Liter Solo Samsung, Mw73Ad-B	0.060	-	0.060		
31	412007	Whirlpool Refrigerator 265 Ltr Double Door Whirlpool, Fr278 Neo Roy Plus	0.262	-	0.262		
32	412008	4 Ton Stand Ac - Voltas - Venture Slimline - 2 PCS	1.740	-	1.740		
33	412008	Air Conditioner Equipments	0.052	-	0.052		
34	412008	Air Conditioner Split Typ 1.5 Ton	0.385	-	0.385		
35	412008	Split Ac 1.5 Ton 5 Star Rating Voltas Make 185Jy - 3 PCS	1.080	-	1.080		
36	412020	Oil Filled Radiator/Heater - 4 PCS	0.363	-	0.363		
37	412501	Led Tv 28 Sony -Bravia, Model-Klv28R412B - 7 PCS	1.729	-	1.729		
38	412501	Led Tv 40 Inch, Make :Sony Model No : 40 W56 2D - 2 PCS	1.016	-	1.016		
39	412501	Sumsung 32" Led Tv (Model No. 32Fh4003)	0.268	-	0.268		
40	412502	3- 1/2 Digits Sound Level Meter Backlit Lcd,Range of 35 To 130 Db	0.075	-	0.075		
41	412503	Chain Pulley Block 20 Ton Capacity, 10 Mtr Lift - 2 PCS	4.494	-	4.494		
42	412503	Electric Impact Wrench, 1/2 Inch Sq Driver, 240 V	0.302	-	0.302		
43	412503	Fmr240-A5Viapjaa4F Micropilot Measuring Range 20 Mtrs.	1.655	-	1.655		
44	412503	Oppo Mobile Neo7 A33F	0.080	-	0.080		
45	412503	Ratchet Lever Hoist 3 Ton Capacity 1.5 Mtr Lift - 2 PCS	0.422	-	0.422		
47	412503	Water Geyser, 2 Kw,230 Volt , 25 Ltr. Storage Capacity (Vertical Type) Having Automatic Control - 2 PCS	0.180	-	0.180		
48	412801	Automatic Voltage Stabilizer (Single Phase) Capacity 4 Kva	0.038	-	0.038		
49	412801	Ceiling Fan - 5 PCS	0.115	-	0.115		
50	412801	Electric Kettle 1.7 L	0.011	-	0.011		



Sl. No.	GL head	Head of Work / Equipment	ACE Claimed under Exclusion				Justification
			Accural basis	Un-discharged Liability included in col.3	Cash basis	IDC included in col.3	
51	412801	Exhaust Fan - 19 PCS	0.232	-	0.232		
52	412801	Exhaust Fan 450 Mm Sweep, Metal Body	0.032	-	0.032		
53	412801	Gas Stove (3 Burners)	0.037	-	0.037		
54	412801	Heavy Duty Pipe Wrench 116-R-24 Everest - 2 PCS	0.072	-	0.072		
55	412801	Induction Cooktop - Model: Pigeon, 1800W	0.018	-	0.018		
56	412801	Philips Mixer Grinder Philips, HI7750	0.040	-	0.040		
57	412801	Screw Jack 50 Ton - 6 PCS	0.180	-	0.180		
58	412801	Suction Machine	0.036	-	0.036		
59	412801	Symantec Antivirus Solution for Mobile / Tablet for 3 Years - 2 nos	0.044	-	0.044		
60	412801	Tata Sky Hd Set-Top Box As A Multi-Tv Connection - 4 PCS	0.068	-	0.068		
61	412801	Tata Sky Hd Set Top Box Including Dish - 2 PCS	0.037	-	0.037		
62	412801	Tile/Marble Cutter Machine - Make-- Makita, Model-Mt 410	0.030	-	0.030		
63	412801	Ups 1Kva Line Interactive with 30 Min. Backup, Br1000-In/Apc - 17 PCS	0.459	-	0.459		
64	412801	Wall Fan 400 Mm Sweep - 20 PCS	0.408	-	0.408		
65	410608	50 T Capacity Eye Hook Conforming Is 3822:2002 - 2 PCS	1.514	-	1.514		
66	411402	Inverter 3.6 Kva, Microtek	0.211	-	0.211		
68	412801	Junction Box Model Ejb-1-4 (1:1)- Encardio Rite - 4 PCS	0.198	-	0.198		
70	411707	Dinning Chair, Easy Chier, Dinning Table, Office Chair, Writing Table, Dressing Stool - 2 PCS	0.098	-	0.098		
71	411707	Dressing Table	0.054	-	0.054		
72	411707	Sofa Set 3 Seater & 2 Single Seater With Center Table	0.058	-	0.058		
73	411707	Steel Almirah Storewel Local Make, 7'Height, Grey Colour	0.120	-	0.120		
74	411707	Wooden Bed Made Of Teak Wood And Ply	0.107	-	0.107		
75	411707	Wooden Sofa Set With Teak Wood	0.175	-	0.175		
76	411701	Computer Table	0.071	-	0.071		
77	411701	Full Hight Partition & Door Made Of Alumunium Channel (Qty.1728 Sqft.)	3.612	-	3.612		
78	411701	Goderj 3 Drs Elan Pedestal - 3 PCS	0.152	-	0.152		
79	411701	Goderj Steel Table T108	0.158	-	0.158		
80	411701	Godrej 41 Defender Plus Safe	0.555	-	0.555		
81	411701	Godrej Chair 7002 - 4 PCS	0.261	-	0.261		
82	411701	Godrej Chair Pch-7001 D(Sr. Officer Chair)	0.102	-	0.102		
83	411701	Godrej Chair Pch-7001D	0.111	-	0.111		
84	411701	Godrej Chairs Model Pch-7001D - 3 PCS	0.276	-	0.276		
85	411701	Godrej Chairs Model Pch-7002D	0.086	-	0.086		
86	411701	Godrej Chairs Model Pch-7001D	0.116	-	0.116		
87	411701	Godrej Elan Credenza - 2 PCS	0.452	-	0.452		
88	411701	Godrej Elan Executive Table - 2 PCS	0.423	-	0.423		

As per proviso of Regulation 14(3)



Sl. No.	GL head	Head of Work / Equipment	ACE Claimed under Exclusion				Justification
			Accural basis	Un-discharged Liability included in col.3	Cash basis	IDC included in col.3	
89	411701	Godrej Jeffersons Persidential Siut	1.592	-	1.592		As per proviso of Regulation 14(3)
90	411701	Godrej Open Plan Office System(Aura) - 2 PCS	12.255	-	12.255		
91	411701	Godrej Revolving Chair 7001 High Back	0.107	-	0.107		
92	411701	Godrej Senate Conference Table For 12 Persons	0.533	-	0.533		
93	411701	Godrej Single Seater Sofa Dch-556	0.075	-	0.075		
94	411701	Godrej Single Seater Sofa Model-Dch-556 - 2 PCS	0.149	-	0.149		
95	411701	Godrej Single Seater Sofa Model-Dch-558 - 2 PCS	0.273	-	0.273		
96	411701	Godrej Steel 2 Drawer Cabinet	0.056	-	0.056		
97	411701	Godrej Steel Table T-102 - 2 PCS	0.150	-	0.150		
98	411701	Godrej Storewell With Four Shelves, Size 78X36X19	0.097	-	0.097		
99	411701	Godrej Storwwel Model No H Size 78*40*21	0.088	-	0.088		
100	411701	Godrej Table Eru 2616 With Three Drawer Pedestal	0.392	-	0.392		
101	411701	Godrej Table T-102 - 3 PCS	0.208	-	0.208		
102	411701	Godrej Three Seater Sofa - 2 PCS	0.273	-	0.273		
103	411701	Matress	0.078	-	0.078		
104	411701	Pch 7002 Revolving Chair	0.065	-	0.065		
105	411701	Sofa Set	0.203	-	0.203		
106	411701	Center Table Chinar Wooden	0.250	-	0.250		
107	411701	Diwan	0.085	-	0.085		
108	411701	Easy Chair	0.072	-	0.072		
109	411801	Acer Travelmate P243M Laptop	0.482	-	0.482		
110	411801	Desktop Hp800 G1 Elite Desktop I Core I7-4770	0.573	-	0.573		
111	411801	Hp Elite 8300 Business Pc Core I7-3770 - 5 PCS	2.237	-	2.237		
112	411801	Personal Computer (Desktop) Hp Compaq 8299 Elite - 2 PCS	0.953	-	0.953		
113	411804	UPS 600 VA - 5 PCS	0.110	-	0.110		
114	412007	Bajaj 15Litr. Majesty Sr No 00503	0.071	-	0.071		
115	412007	Motorized Tread Mill(Make-Bsa)Model-T-330	0.470	-	0.470		
116	412008	1.5 Ton Genx 2 Window Air Conditioner With Automatic Voltage 4 Kva Stabilizer	0.225	-	0.225		
117	412008	1.5 Ton Split Ac With 4 Kva Carrier Voltage Stabilizer (140-280Y)	0.368	-	0.368		
118	412008	1.5 Ton Split Ac(Durakool Plus) With 4 Kva Voltage Stabilizer, Totaline (130-280V)	0.345	-	0.345		
119	412008	1.5 Tr Genx2 ? Window Air-Conditioners Including Voltage Stabilizer 280V And Installation Charge	0.264	-	0.264		



141



Sl. No.	GL head	Head of Work / Equipment	ACE Claimed under Exclusion				Justification
			Accural basis	Un-discharged Liability included in col.3	Cash basis	IDC included in col.3	
120	412008	2.0 T Carrier Hi-Wall Split Ac, Model: Durakool Plus (3 Star)	0.398	-	0.398		As per proviso of Regulation 14(3)
121	412008	2.0 Ton Split Av (Dura Cool Star (Us) - 7 PCS	2.548	-	2.548		
122	412008	4Kva Carrier Totaline Auto Voltage Stabilizer(140-280V)	0.046	-	0.046		
123	412008	Carrier Make 2 Ton Ac - 2 PCS	0.000	-	0.000		
124	412008	Carrier Window Ac 1.5 Ton, Model-Durakool?	0.208	-	0.208		
125	412008	Split Ac 1.5T (Durakool-4 Star) - 2 PCS	0.633	-	0.633		
126	412008	1.5T Voltas Gold 2 Star With Stablizer	0.215	-	0.215		
127	412011	Eureka Forbes Ro Aquagared Cooler Cum Purifier	0.809	-	0.809		
128	412011	Refrigerator Whirlpool Make 180 Ltr, 180 Genus Supreme Dark Blue W 10782	0.092	-	0.092		
129	412020	1400 Va Microtek Sine Wave Inverter	0.083	-	0.083		
131	412020	Godrej K.D. Optimizer 18 Push Pull P-1 Type Storage System	1.144	-	1.144		
132	412020	Voltage Stablizer(5 Kva)	0.048	-	0.048		
133	412501	Lcd Television 22" Lg Make	0.134	-	0.134		
134	412501	Led Tv 32" Model 32D5000 Samsung - 4 PCS	1.500	-	1.500		
135	412501	Projection Screen On Tripod Stand(Hy-Gain Fabric), Size-6'X4'	0.035	-	0.035		
136	412501	Samsung Led 39 Inch Eh5003	0.447	-	0.447		
137	412503	Chainpully Block Heavy Duty (5 Ton Capacity)	0.163	-	0.163		
138	412801	Bajaj Gizer	0.047	-	0.047		
139	412801	Bajaj Grace Gold Fan - 2 PCS	0.029	-	0.029		
140	412801	Ceiling Fan - 7 PCS	0.114	-	0.114		
141	412801	Ceiling Fan With Regulator	0.011	-	0.011		
142	412801	Center Table	0.043	-	0.043		
143	412801	Center Table Sunmica Top	0.005	-	0.005		
144	412801	Centre Table	0.028	-	0.028		
145	412801	Easy Chair - 2 PCS	0.031	-	0.031		
146	412801	Godrej 2Drs Elan Pedastal - 27 PCS	1.295	-	1.295		
147	412801	Godrej Centre Piece Cpr-530-7E - 4 PCS	0.149	-	0.149		
148	412801	Godrej Chair Ch1004 - 3 PCS	0.050	-	0.050		
149	412801	Godrej Chair Ch-1007(Visitor Chair) - 4 PCS	0.088	-	0.088		
150	412801	Godrej Chairs -Pch4103 - 13 PCS	0.299	-	0.299		
151	412801	Godrej Chairs -Pch7003 - 27 PCS	1.157	-	1.157		
152	412801	Godrej Chairs -Tch5002T - 16 PCS	0.656	-	0.656		
153	412801	Godrej Computer Table C-1	0.039	-	0.039		
154	412801	Godrej Elan Pedastal - 4 PCS	0.198	-	0.198		
155	412801	Godrej Plastic Kbpt - 4 PCS	0.034	-	0.034		
156	412801	Godrej Sidetable Cpr 530-1E - 2 PCS	0.045	-	0.045		



142



Sl. No.	GL head	Head of Work / Equipment	ACE Claimed under Exclusion				Justification
			Accural basis	Un-discharged Liability included in col.3	Cash basis	IDC included in col.3	
157	412801	Gogrej Plastic KBPT - 27 PCS	0.231	-	0.231		As per proviso of Regulation 14(3)
158	412801	Golden Chair-1011	0.048	-	0.048		
159	412801	Matress - 3 PCS	0.044	-	0.044		
160	412801	Mw Tripod P.S.Lite Screen 6*4	0.036	-	0.036		
161	412801	Office Table - 2 PCS	0.025	-	0.025		
162	412801	Pch 5002T Revolving Chair(Junior Level) - 6 PCS	0.272	-	0.272		
163	412801	Room Heater Rx 9 - 2 PCS	0.038	-	0.038		
164	412801	Single Bed - 6 PCS	0.176	-	0.176		
165	412801	Stabilizer - 05 Kva (Venus) 140-280 - 7 PCS	0.308	-	0.308		
166	412801	Steel Almirah - 5 PCS	0.144	-	0.144		
167	412801	Steel Table T-8	0.043	-	0.043		
168	412801	Steel Table T-9	0.050	-	0.050		
169	412801	Supreme Ornate Chair - 9 PCS	0.168	-	0.168		
170	412801	Supreme Pearl Super Chair - 16 PCS	0.219	-	0.219		
171	412801	T.V. Trolley - 2 PCS	0.027	-	0.027		
172	412801	Table	0.017	-	0.017		
173	412801	Trunk(Steel)	0.008	-	0.008		
174	412801	Tv Trolley	0.010	-	0.010		
175	412801	Voltage Stabilizer (4Kva)-Venus - 2 PCS	0.090	-	0.090		
176	412801	Wall Hanging Madhubani Painting - 2 PCS	0.040	-	0.040		
177	412801	Water Gyser - 2 PCS	0.094	-	0.094		
178	412801	Water Heater 35 Ltrs. And Access.	0.024	-	0.024		
179	412801	White Board - 4 PCS	0.088	-	0.088		
180	412801	Wooden Dressing Table Mirror-4X4	0.030	-	0.030		
181	412801	Nokia 225 Black	0.033	-	0.033		
182	412801	UPS 600 Va - 2 PCS	0.041	-	0.041		
183	412801	UPS 600 Va Numeric	0.022	-	0.022		
184	412801	Chair 4 PCS	0.093	-	0.093		
185	411130	Pully Lifting Machine	0.093	-	0.093		
186	412503	Retro Reflective Vinyl 6*4	0.084	-	0.084		
		Sub-total	116.446	-	116.446		



143

Sl. No.	GL head	Head of Work / Equipment	ACE Claimed under Exclusion				Justification
			Accural basis	Un-discharged Liability included in col.3	Cash basis	IDC included in col.3	
B.	Additions due to Inter Head Adjustments						
187	410713	Gasoline Engine Operated Portable Power Pack Unit, Complete In All Respect, Casappa , Kohler	4.762		4.762		Inter Head Adjustments. Refer Form No. 9B(i).
188	411702	Water Geyser, 2 Kw,230 Volt , 25 Ltr. Storage Capacity (Vertical Type) Having Automatic Control - 2 PCS	0.180		0.180		
189	412503	Water Geyser (2 K Watt) - 6 PCS	0.534		0.534		
190	412503	Gyser 25 Ltr. Capacity - 7 PCS	0.739		0.739		
191	412503	Water Geyser, 2 Kw,230 Volt , 35 Ltr. Storage Capacity (Vertical Type) Having Automatic Control	0.119		0.119		
192	412503	Water Geyser, 2 Kw,230 Volt , 25 Ltr. Storage Capacity (Vertical Type) Having Automatic Control - 4 PCS	0.423		0.423		
193	411901	Gprs Based Rtu Cpu. - Make : Motorola . Model No 085Srw02W2	6.295		6.295		
194	411901	Gateway System for Gprs Based Rtu - Make : Motorola. Model No 085Sri0001	6.798		6.798		
195	412201	Symantec Antivirus Solution For Mobile / Tablet For 3 Years - 2 PCS	0.044		0.044		
		Sub-total (B)	19.894	-	19.894		
		Total (2016-17) (A+B)	136.340	-	136.340		
FY 2017-18							
1	411701	Center Table	0.125	-	0.125		As per proviso of Regulation 14(3)
2	411701	Corner Sofa Set 163 inch X 30Inch X 30Inch	1.045	-	1.045		
3	411701	Sofa Set 3 Seater	0.741	-	0.741		
4	411707	8-Seater Dining Table	0.799	-	0.799		
5	411707	Bhutan Board Made Wooden Double Bed 78" X 60" with 18Mm Ply And Rubberwood Beading - 5 PCS	1.241	-	1.241		
6	411707	Dining Table (Wooden Top), Size - 36 inch Dia & 30 inch Height - 2 PCS	0.266	-	0.266		
7	411707	Jarul Wood Made Study Table of Size 3' X 2' Having Onedrawer. - 5 PCS	0.427	-	0.427		
8	411707	Sofa Set 3 Seater - 5 PCS	3.033	-	3.033		
9	411707	Steel Almirah Made of 22 Gauge Sheet, Size 78"X34"X22" - 5 PCS	0.726	-	0.726		
10	411707	Wooden Centre Table 42" X 21" Made of Teakwoodwith Glass Top. - 5 PCS	0.431	-	0.431		
11	411707	Wooden Chair with Cushion - 5 PCS	0.330	-	0.330		
12	411707	Wooden Dining Chair with 32 Density Cushion in Seat with 3Inch Thickness Covered with Superior Cloth - 6 PCS	0.342	-	0.342		
13	411707	Wooden Study Chair with Cushioned Seat - 5 PCS	0.301	-	0.301		
14	411801	Hp Laptop 440 G4 (Core I7-7500U, 8Gb Ram Ddr4, 1Tb Hdd, Windows 10 Pro 64 Bit)	0.815	-	0.815		
15	411803	Hp Laser Jet Printer 1020+	0.100	-	0.100		
16	411803	Hp Scanjet Pro 2500 F1 Flatbed Scanner - 2 PCS	0.602	-	0.602		
17	411905	Lava X41 Plus Mobile	0.077	-	0.077		
18	412003	Xerox Digital Photocopier Print/Copy/Scan , Model Versalink B7025	1.775	-	1.775		
19	412005	Multi-Parameter Monitor, Make Nidek, Model Aurus-50	0.493	-	0.493		



144



Sl. No.	GL head	Head of Work / Equipment	ACE Claimed under Exclusion				Justification
			Accural basis	Un-discharged Liability included in col.3	Cash basis	IDC included in col.3	
20	412007	Aquaguard Revia Ro Uv Tds Regulator, Make:Eureka forbs Ltd,Model:Aquaguard Revia Ro Uv Tds Regulator	3.069	-	3.069		As per proviso of Regulation 14(3)
21	412007	Eureka forbes - Aquaguard Geneus+ (Ro+Uv+Uf)	0.245	-	0.245		
22	412007	Lg Washing Machine Fully Automatic Front Loading Capacity 6.0 Kg, Model: Fh0G7Ndn02 - 3 PCS	1.016	-	1.016		
23	412007	Water Cooler with integrated Uv System And Storage Ag Pure Chill 80 Pss Uv From Eureka forbes,	0.897	-	0.897		
24	412008	Air Conditioner Split Typ 1.5 Ton	0.420	-	0.420		
25	412020	Inverter with Battery - 2 PCS	0.302	-	0.302		
26	412020	Microtek inverter Jmsw 2000 Va Sine Wave	0.087	-	0.087		
27	412503	Panasonic, Mx-Ac400, Mixer Grinder	0.055	-	0.055		
28	412503	Ro Water Purifier, Capacity 100 Ltr/Hour, Make: Kent, Model: Elite 2,	0.500	-	0.500		
29	412503	Toyo Weighting instrument - Toyo, Class III, Model Tt	0.077	-	0.077		
30	412503	Welding Set, Portable inverter Based Rectifier, 1-Phase, Current Range Upto 200 Amp	0.260	-	0.260		
31	412801	Automatic Voltage Stabilizer (Single Phase) Capacity 4 Kva	0.030	-	0.030		
32	412801	Cordless Telephone Set	0.035	-	0.035		
33	412801	Digital Lux Meter, Capacity 2 Lakhs Lux, Metravi, 1300	0.017	-	0.017		
34	412801	Exhaust Fan - 4 PCS	0.062	-	0.062		
35	412801	Heat Convector 2Kw - 5 PCS	0.110	-	0.110		
36	412801	Large Clock Dial Type Bp Apparatus Make- Life Line Model- Clock Type Aneroid Table Top - 5 PCS	0.081	-	0.081		
37	412801	Premium Wooden Bed Side Table - 5 PCS	0.233	-	0.233		
38	412801	Sumsung Guru E1200 Mobile Phone - 14 PCS	0.175	-	0.175		
39	411701	Office Table	0.057	-	0.057		
40	412020	Samsung Refrigerator	0.225	-	0.225		
41	412505	Samsung Refrigerator RT72KBTS	0.200	-	0.200		
42	412801	Panasonic KXTG3551SX Phone	0.025	-	0.025		
		Sub-Total (A)	21.847	-	21.847		
45	412503	Oppo Mobile Neo7 A33F	0.080	-	0.080	Inter Head Adjustments. Refer Form No. 9B(i).	
		Sub-total (B)	0.080	-	0.080		
		Total (2017-18) (A+B)	21.927	-	21.927		

Note:

- Exclusions claimed on assets not allowed in Tariff should be supported by the specific reference of Commission Order date, Petition No., amount disallowed, etc..
- For inter unit transfer, nature of transfer i.e. temporary or permanent should be mentioned. It is to be certified that exclusion sought in receiving station only and not in sending station or in both the station.

For Lodha & Co
Chartered Accountants
FRN No. 301051
KOLKATA
Partner: H. K. Verma
M. No. 055104



For NHPC Limited

(M.G. Gokhale)
CE (Comml.)
Commercial Division



145

Statement of Capital Cost
(To be given for relevant dates and year wise)

Name of the Petitioner : NHPC LIMITED

Name of the Generating Station : TEESTA LOW DAM - III POWER STATION

(Amount in Rs. Lakhs)

Sl. No.	Particulars	As on relevant date ¹
A	a) Opening Gross Block amount As per books	
	b) Amount of Capital liabilities in A(a) above	
	c) Amount of IDC in A(a) above	
	d) Amount of FC in A(a) above	
	e) Amount of FERV in A(a) above	
	f) Amount of Hedging Cost in A(a) above	
	g) Amount of IEDC in A(a) above	
B	a) Addition in Gross Block amount during the period (Direct purchases)	
	b) Amount of Capital liabilities in B(a) above	
	c) Amount of IDC in B(a) above	
	d) Amount of FC in B(a) above	
	e) Amount of FERV in B(a) above	
	f) Amount of Hedging Cost in B(a) above	
	g) Amount of IEDC in B(a) above	
C	a) Addition in Gross Block amount during the period (Transfer from CWIP)	Not Applicable
	b) Amount of Capital liabilities in C(a) above	
	c) Amount of IDC in C(a) above	
	d) Amount of FC in C(a) above	
	e) Amount of FERV in C(a) above	
	f) Amount of Hedging Cost in C(a) above	
	g) Amount of IEDC in C(a) above	
D	a) Deletion in Gross Block Amount during the period	
	b) Amount of Capital liabilities in D(a) above	
	c) Amount of IDC in D(a) above	
	d) Amount of FC in D(a) above	
	e) Amount of FERV in D(a) above	
	f) Amount of Hedging Cost in D(a) above	
	g) Amount of IEDC in D(a) above	
E	a) Closing Gross Block amount As per books	
	b) Amount of Capital liabilities in E(a) above	
	c) Amount of IDC in E(a) above	
	d) Amount of FC in E(a) above	
	e) Amount of FERV in E(a) above	
	f) Amount of Hedging Cost in E(a) above	
	g) Amount of IEDC in E(a) above	

Note:

1. Relevant date/s means date of COD of unit/s/station and financial year start date and end date.

For Lodha & Co
Chartered Accountants
FRN No. 301051E


Partner : H. K. Verma
M. No. 055104



For NHPC Limited


(M.G. Gokhale)
CE (Comm.)
Commercial Division



Statement of Capital Woks in Progress
(To be given for the relevant dates and year wise)

Name of the Petitioner : NHPC Limited


Name of the Generating Station : Teesta Low Dam-III Power Station

(Amount in Rs. Lakhs)

Sl. No.	Particulars	As on relevant date ¹
A	a) Opening CWIP As per books	Not Applicable
	b) Amount of Capital liabilities in A(a) above	
	c) Amount of IDC in A(a) above	
	d) Amount of FC in A(a) above	
	e) Amount of FERV in A(a) above	
	f) Amount of Hedging Cost in A(a) above	
	g) Amount of IEDC in A(a) above	
B	a) Addition in CWIP during the period	
	b) Amount of Capital liabilities in B(a) above	
	c) Amount of IDC in B(a) above	
	d) Amount of FC in B(a) above	
	e) Amount of FERV in B(a) above	
	f) Amount of Hedging Cost in B(a) above	
	g) Amount of IEDC in B(a) above	
C	a) Transferred to Gross Block Amount during the period	
	b) Amount of Capital liabilities in C(a) above	
	c) Amount of IDC in C(a) above	
	d) Amount of FC in C(a) above	
	e) Amount of FERV in C(a) above	
	f) Amount of Hedging Cost in C(a) above	
	g) Amount of IEDC in C(a) above	
D	a) Deletion in CWIP during the period	
	b) Amount of Capital liabilities in D(a) above	
	c) Amount of IDC in D(a) above	
	d) Amount of FC in D(a) above	
	e) Amount of FERV in D(a) above	
	f) Amount of Hedging Cost in D(a) above	
	g) Amount of IEDC in D(a) above	
E	a) Closing CWIP as per books	
	b) Amount of Capital liabilities in E(a) above	
	c) Amount of IDC in E(a) above	
	d) Amount of FC in E(a) above	
	e) Amount of FERV in E(a) above	
	f) Amount of Hedging Cost in E(a) above	
	g) Amount of IEDC in E(a) above	

Note:

1. Relevant date/s means date of COD of unit/s/station and financial year start date and end date.

For Lodha & Co
Chartered Accountants
FRN No. 301754E

Partner : H. C. Verma
M. No. 055104


For NHPC Limited


(M.G. Gokhale)
CE (Comm.)
Commercial Division


Financing of Additional Capitalisation

Name of the Petitioner : NHPC LIMITED
 Name of the Generating Station : TEESTA LOW DAM - III POWER STATION
 COD : 19.05.2013

(Amount in Rs. Lakhs)


Financial Year (Starting from COD) ¹	Actual					Admitted				
	2014-15	2015-16	2016-17	2017-18	2018-19	Year 1	Year 2	Year 3	Year 4	Year 5 & so on
1	2	3	4	5	6	7	8	9	10	11
Amount capitalised in Work / Equipment	3345.19	2259.15	2640.64	518.58	2757.89					
Financing Details										
Loan Normative										
Loan-2										
Loan-3 and so on										
Total Loan ²										
Equity										
Internal Resources	3345.19	2259.15	2640.64	518.58	2757.89					
Others (Pl. specify)										
Total	3345.19	2259.15	2640.64	518.58	2757.89					

Note:

1 Year 1 refers to Financial Year of COD and Year 2, Year 3 etc. are the subsequent financial years respectively.

2 Loan details for meeting the additional capitalisation requirement should be given as per FORM-7 or 8 whichever is relevant.

For Lodha & Co
 Chartered Accountants
 FRN No. 301057
 Partner : H. K. Verma
 M. No. 055104



For NHPC Limited




(M.G. Gokhale)
 CE (Comm.)
 Commercial Division

Calculation of Depreciation

Name of the Petitioner : NHPC LIMITED
Name of the Generating Station : TEESTA LOW DAM - III POWER STATION

(Amount in Rs. Lakhs)

Sl. No.	Name of the Assets ¹	Gross Block as on 31.03.2014 or as on COD, whichever is later and subsequently for each year thereafter up to 31.03.2019					Depreciation Rates as per CERC's Depreciation Rate Schedule	Depreciation Amount for each year up to 31.03.2019				
		As on 01.04.2014	As on 01.04.2015	As on 01.04.2016	As on 01.04.2017	As on 31.03.2018		2014-15	2015-16	2016-17	2017-18	2018-19
1	Land – Freehold	-	-	-	-	-						
2	Land – Leasehold	375.74	375.74	375.74	375.74	375.74	3.34	12.55	12.55	12.55	12.55	12.55
3	Land – Right of Use	2,776.26	2,869.70	3,707.45	4,076.62	4,076.62	3.34	92.73	95.85	123.83	136.16	136.16
4	Roads and Bridges	440.41	524.62	564.88	605.12	605.12	3.34	14.71	17.52	18.87	20.21	20.21
5	Buildings	18,285.84	18,025.35	18,298.53	18,431.85	18,445.21	3.34	610.75	602.05	611.17	615.62	616.07
6	Railway sidings	412.19	412.19	411.87	411.87	411.87	5.28	21.76	21.76	21.75	21.75	21.75
7	Hydraulic Works(Dams, Water Conductor system, Hydro mechanical gates, tunnels)	1,03,643.48	1,03,629.84	1,04,057.99	1,04,723.25	1,05,014.71	5.28	5,472.38	5,471.66	5,494.26	5,529.39	5,544.78
8	Generating Plant and machinery	62,075.83	62,444.05	62,699.30	63,286.06	63,473.29	5.28	3,277.60	3,297.05	3,310.52	3,341.50	3,351.39
9	Plant and machinery Sub station	48.04	48.04	48.04	54.17	54.17	5.28	2.54	2.54	2.54	2.86	2.86
10	Plant and machinery Transmission lines	145.08	145.08	145.08	156.93	177.31	5.28	7.66	7.66	7.66	8.29	9.36
11	Plant and machinery Others	18.87	18.87	18.87	20.49	20.49	5.28	1.00	1.00	1.00	1.08	1.08
12	Construction Equipment	30.88	132.62	394.15	415.33	417.70	5.28	1.63	7.00	20.81	21.93	22.05
13	Water Supply System / Drainage and Sewerage	59.92	104.78	132.07	141.85	141.85	3.34	2.00	3.50	4.41	4.74	4.74
14	Electrical installations	1.47	1.47	1.04	1.25	1.25	5.28	0.08	0.08	0.06	0.07	0.07
15	Vehicles	2.54	2.54	36.64	44.43	44.43	9.50	0.24	0.24	3.48	4.22	4.22
16	Aircraft/ Boats	-	0.56	0.56	0.56	10.41	9.50	-	0.05	0.05	0.05	0.99
17	Furniture and fixture	40.77	85.54	125.62	162.58	175.36	6.33	2.58	5.41	7.95	10.29	11.10
18	Computers	30.45	89.69	108.41	160.90	162.98	15.00	4.57	13.45	16.26	24.14	24.45
19	Communication Equipment	20.16	26.66	7.86	7.86	8.01	6.33	1.28	1.69	0.50	0.50	0.51
20	Office Equipments	47.64	59.62	64.24	78.21	86.78	6.33	3.02	3.77	4.07	4.95	5.49
21	Computer Software		12.34	26.35	26.35	27.58	15.00	0.08	1.85	3.95	3.95	4.14



149



Calculation of Depreciation

Name of the Petitioner : NHPC LIMITED
Name of the Generating Station : TEESTA LOW DAM - III POWER STATION

(Amount in Rs. Lakhs)

Sl. No.	Name of the Assets ¹	Gross Block as on 31.03.2014 or as on COD, whichever is later and subsequently for each year thereafter up to 31.03.2019					Depreciation Rates as per CERC's Depreciation Rate Schedule	Depreciation Amount for each year up to 31.03.2019				
		As on 01.04.2014	As on 01.04.2015	As on 01.04.2016	As on 01.04.2017	As on 31.03.2018		2014-15	2015-16	2016-17	2017-18	2018-19
	1	2					3	4=Col.2X Col.3				
22	Research and Development	-	-	-	-	-	-	-	-	-	-	-
23	Other assets	47.53	82.96	85.83	108.63	109.73	5.28	2.51	4.38	4.53	5.74	5.79
24	Capital Expenditure on assets Not Owned by Company	-	-	-	-	-	-	-	-	-	-	-
25	Tangible Assets of minor value >750 and < Rs.5000	8.51	14.64	19.71	29.16	30.49	5.28	0.45	0.77	1.04	1.54	1.61
26	Obsolete / surplus assets	-	-	-	-	-	-	-	-	-	-	-
	TOTAL	1,88,511.74	1,89,106.90	1,91,330.23	1,93,319.19	1,93,871.09		9,532.06	9,571.83	9,671.26	9,771.53	9,801.37
Weighted Average Depreciation Rate (%) of depreciation								5.056	5.062	5.055	5.055	5.056

* Provide details of Freehold Land, Leasehold Land and Land under reservoir separately

Note:


1. Name of the Assets should conform to the description of the assets mentioned in Depreciation Schedule appended to the Notification.

For Lodha & Co
Chartered Accountants
FRN No. 301051E
[Signature]
Partner : H. K. Verma
M. No. 055104



For NHPC Limited

(M.G. Gokhale)
CE (Commercial)
Commercial



Statement of Depreciation

Name of the Petitioner : NHPC Limited

Name of the Generating Station : TEESTA LOW DAM - III POWER STATION

(Amount in Rs. Lakhs)

Sl. No.	Particulars	2013-14*	2014-15	2015-16	2016-17	2017-18	2018-19
1	2		3	4	5	6	7
	Opening Capital Cost		1,82,919.45	1,86,264.63	1,88,523.78	1,91,164.42	1,91,683.00
	Closing Capital Cost		1,86,264.63	1,88,523.78	1,91,164.42	1,91,683.00	1,94,440.89
	Average Capital Cost		184592.0414	187394.2086	189844.1019	191423.7123	193061.9464
	Freehold land*		0	0	0	0	0
	Rate of depreciation	5.06%	5.06%	5.06%	5.05%	5.05%	5.06%
	Depreciable value		166132.84	168654.79	170859.69	172281.34	173755.75
	Balance useful life at the beginning of the period**		34.13	33.13	32.13	31.13	30.13
	Remaining depreciable value		157328.18	150818.44	143584.04	135416.99	127215.68
	Depreciation (for the period)	8805.01	9333.86	9485.14	9596.14	9675.72	9760.46
	Depreciation (annualised)		9333.86	9485.14	9596.14	9675.72	9760.46
	Cumulative depreciation at the end of the period	8805.01	18138.52	27321.49	36871.80	46540.07	56300.53
	Less: Cumulative depreciation adjustment on account of un-discharged liabilities deducted as on 01.04.2009/Station COD, whichever is later.	0.00	0.00	0.00	0.00	0.00	0.00
	Less: Cumulative depreciation adjustment on account of de-capitalisation	0.35	302.17	45.83	7.45	0.00	0.00
	Net Cumulative depreciation at the end of the period	8804.66	17836.35	27275.66	36864.35	46540.07	56300.53

* As per filed petition.

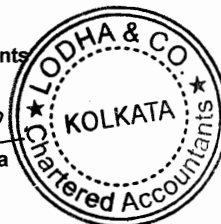
** COD of Power Station is 19.05.2013

Note:

1. In case of details of FERV and AAD, give information for the applicable period.

For Lodha & Co
Chartered Accountants
FRN No. 301051E

H. K. Verma
Partner : H. K. Verma
M. No. 055104



151

For NHPC Limited

(M.G. Gokhale)
CE (Commercial Division)
Commercial Division



Calculation of Weighted Average Rate of Interest on Actual Loans¹

Name of the Petitioner : **NHPC LIMITED**
 Name of the Generating Station : **TEESTA LOW DAM - III POWER STATION**

(Amount in Rs. Lakhs)

Sl. no.	Particulars	2014-15	2015-16	2016-17	2017-18	2018-19
1	2	3	4	5	6	7
	LIC					
1	Gross loan - Opening	16000.00	16000.00	16000.00	16000.00	16000.00
	Cumulative repayments of Loans upto previous year	2666.67	4000.00	5333.33	6666.67	8000.00
	Net loan - Opening	13333.33	12000.00	10666.67	9333.33	8000.00
	Add: Drawal (s) during the Year	0.00	0.00	0.00	0.00	0.00
	Less: Repayment (s) of Loans during the year	1333.33	1333.33	1333.34	1333.33	1333.33
	Net loan - Closing	12000.00	10666.67	9333.33	8000.00	6666.67
	Average Net Loan	12666.67	11333.34	10000.00	8666.67	7333.34
	Rate of Interest on Loan	9.118%	9.118%	9.118%	9.118%	9.118%
	Interest on loan	1134.46	1015.55	891.32	769.58	647.67
2	UCO BANK					
	Gross loan - Opening	20000.00	20000.00	20000.00	20000.00	20000.00
	Cumulative repayments of Loans upto previous year	2500.00	4166.67	5833.33	20000.00	20000.00
	Net loan - Opening	17500.00	15833.33	14166.67	0.00	0.00
	Add: Drawal (s) during the Year	0.00	0.00	0.00	0.00	0.00
	Less: Repayment (s) of Loans during the year	1666.67	1666.66	14166.67	0.00	0.00
	Net loan - Closing	15833.33	14166.67	0.00	0.00	0.00
	Average Net Loan	16666.67	15000.00	7083.34	0.00	0.00
	Rate of Interest on Loan	10.20%	10.20%	9.70%	9.70%	9.70%
	Interest on loan	1699.77	1476.70	1067.80	0.00	0.00
3	PFC					
	Gross loan - Opening	50000.00	50000.00	50000.00	50000.00	50000.00
	Cumulative repayments of Loans upto previous year	21250.00	26250.00	31250.00	36250.00	50000.00
	Net loan - Opening	28750.00	23750.00	18750.00	13750.00	0.00
	Add: Drawal (s) during the Year	0.00	0.00	0.00	0.00	0.00
	Less: Repayment (s) of Loans during the year	5000.00	5000.00	5000.00	13750.00	0.00
	Net loan - Closing	23750.00	18750.00	13750.00	0.00	0.00
	Average Net Loan	26250.00	21250.00	16250.00	6875.00	0.00
	Rate of Interest on Loan	10.54%	10.54%	10.54%	7.93%	7.93%
	Interest on loan	2721.63	2200.04	1494.50	440.50	0.00
4	PUNJAB & SIND BANK					
	Gross loan - Opening	12000.00	12000.00	12000.00	12000.00	12000.00
	Cumulative repayments of Loans upto previous year	0.00	250.00	1250.00	12000.00	12000.00
	Net loan - Opening	12000.00	11750.00	10750.00	0.00	0.00
	Add: Drawal (s) during the Year	0.00	0.00	0.00	0.00	0.00
	Less: Repayment (s) of Loans during the year	250.00	1000.00	10750.00	0.00	0.00
	Net loan - Closing	11750.00	10750.00	0.00	0.00	0.00
	Average Net Loan	11875.00	11250.00	5375.00	0.00	0.00
	Rate of Interest on Loan	10.25%	10.25%	9.75%	0.00%	0.00%
	Interest on loan	1224.80	1110.60	814.82	0.00	0.00



152




Calculation of Weighted Average Rate of Interest on Actual Loans¹

Name of the Petitioner : **NHPC LIMITED**
Name of the Generating Station : **TEESTA LOW DAM - III POWER STATION**

(Amount in Rs. Lakhs)

Sl. no.	Particulars	2014-15	2015-16	2016-17	2017-18	2018-19
5	STATE BANK OF HYDRABAD					
	Gross loan - Opening	1925.00	1925.00	1925.00	1925.00	1925.00
	Cumulative repayments of Loans upto previous year	0.00	0.00	40.10	1925.00	1925.00
	Net loan - Opening	1925.00	1925.00	1884.90	0.00	0.00
	Add: Drawal (s) during the Year	0.00	0.00	0.00	0.00	0.00
	Less: Repayment (s) of Loans during the year	0.00	40.10	1884.90	0.00	0.00
	Net loan - Closing	1925.00	1884.90	0.00	0.00	0.00
	Average Net Loan	1925.00	1904.95	942.45	0.00	0.00
	Rate of Interest on Loan	10.20%	10.20%	9.75%	9.75%	9.75%
	Interest on loan	196.32	190.83	140.50	0.00	0.00
6	STATE BANK OF INDIA -1000 Crore					
	Gross loan - Opening	17000.00	17000.00	17000.00	17000.00	17000.00
	Cumulative repayments of Loans upto previous year	0.00	0.00	0.00	1416.67	17000.00
	Net loan - Opening	17000.00	17000.00	17000.00	15583.33	0.00
	Add: Drawal (s) during the Year	0.00	0.00	0.00	0.00	0.00
	Less: Repayment (s) of Loans during the year	0.00	0.00	1416.67	15583.33	0.00
	Net loan - Closing	17000.00	17000.00	15583.33	0.00	0.00
	Average Net Loan	17000.00	17000.00	16291.67	7791.67	0.00
	Rate of Interest on Loan	10.49%	10.25%	9.30%	9.15%	8.00%
	Interest on loan	1756.14	1646.04	1511.01	603.46	0.00
7	STATE BANK OF INDIA -460 Crore					
	Gross loan - Opening	0.00	0.00	0.00	1764.58	1764.58
	Cumulative repayments of Loans upto previous year	0.00	0.00	0.00	0.00	1764.58
	Net loan - Opening	0.00	0.00	0.00	1764.58	0.00
	Add: Drawal (s) during the Year	0.00	0.00	1764.58	0.00	0.00
	Less: Repayment (s) of Loans during the year	0.00	0.00	0.00	1764.58	0.00
	Net loan - Closing	0.00	0.00	1764.58	0.00	0.00
	Average Net Loan	0.00	0.00	882.29	882.29	0.00
	Rate of Interest on Loan	0.00%	0.00%	8.00%	8.00%	8.00%
	Interest on loan	0.00	0.00	30.17	62.70	0.00
8	Q-SERIES BONDS					
	Gross loan - Opening	4500.00	4500.00	4500.00	4500.00	4500.00
	Cumulative repayments of Loans upto previous year	0.00	0.00	375.00	750.00	1125.00
	Net loan - Opening	4500.00	4500.00	4125.00	3750.00	3375.00
	Add: Drawal (s) during the Year	0.00	0.00	0.00	0.00	0.00
	Less: Repayment (s) of Loans during the year	0.00	375.00	375.00	375.00	375.00
	Net loan - Closing	4500.00	4125.00	3750.00	3375.00	3000.00
	Average Net Loan	4500.00	4312.50	3937.50	3562.50	3187.50
	Rate of Interest on Loan	9.25%	9.25%	9.25%	9.25%	9.25%
	Interest on loan	416.25	414.26	379.47	344.97	310.29



153



Calculation of Weighted Average Rate of Interest on Actual Loans¹

Name of the Petitioner : **NHPC LIMITED**
 Name of the Generating Station : **TEESTA LOW DAM - III POWER STATION**

(Amount in Rs. Lakhs)

Sl. no.	Particulars	2014-15	2015-16	2016-17	2017-18	2018-19
9	R1-SERIES BONDS					
	Gross loan - Opening	4920.00	4920.00	4920.00	4920.00	4920.00
	Cumulative repayments of Loans upto previous year	0.00	410.00	820.00	1230.00	1640.00
	Net loan - Opening	4920.00	4510.00	4100.00	3690.00	3280.00
	Add: Drawal (s) during the Year	0.00	0.00	0.00	0.00	0.00
	Less: Repayment (s) of Loans during the year	410.00	410.00	410.00	410.00	410.00
	Net loan - Closing	4510.00	4100.00	3690.00	3280.00	2870.00
	Average Net Loan	4715.00	4305.00	3895.00	3485.00	3075.00
	Rate of Interest on Loan	8.70%	8.70%	8.70%	8.70%	8.70%
	Interest on loan	423.25	388.42	351.07	315.95	280.57
10	V-SERIES BONDS					
	Gross loan - Opening	0.00	0.00	0.00	21000.00	21000.00
	Cumulative repayments of Loans upto previous year	0.00	0.00	0.00	0.00	10333.33
	Net loan - Opening	0.00	0.00	0.00	21000.00	10666.67
	Add: Drawal (s) during the Year	0.00	0.00	21000.00	0.00	0.00
	Less: Repayment/ Reallocation (s) of Loans during the year	0.00	0.00	0.00	10333.33	2666.67
	Net loan - Closing	0.00	0.00	21000.00	10666.67	8000.00
	Average Net Loan	0.00	0.00	10500.00	15833.33	9333.33
	Rate of Interest on Loan	0.00%	0.00%	6.84%	6.84%	6.84%
	Interest on loan	0.00	0.00	263.67	962.47	696.12
11	V2-SERIES BONDS					
	Gross loan - Opening	0.00	0.00	0.00	0.00	9166.67
	Cumulative repayments of Loans upto previous year	0.00	0.00	0.00	0.00	0.00
	Net loan - Opening	0.00	0.00	0.00	0.00	9166.67
	Add: Drawal (s) during the Year	0.00	0.00	0.00	9166.67	0.00
	Less: Repayment (s) of Loans during the year	0.00	0.00	0.00	0.00	0.00
	Net loan - Closing	0.00	0.00	0.00	9166.67	9166.67
	Average Net Loan	0.00	0.00	0.00	4583.33	9166.67
	Rate of Interest on Loan	0.00%	0.00%	0.00%	7.52%	7.52%
	Interest on loan	0.00	0.00	0.00	564.69	689.33
12	W1-SERIES BONDS					
	Gross loan - Opening	0.00	0.00	0.00	0.00	19262.42
	Cumulative repayments of Loans upto previous year	0.00	0.00	0.00	0.00	0.00
	Net loan - Opening	0.00	0.00	0.00	0.00	19262.42
	Add: Drawal (s) during the Year	0.00	0.00	0.00	19262.42	0.00
	Less: Repayment (s) of Loans during the year	0.00	0.00	0.00	0.00	6602.48
	Net loan - Closing	0.00	0.00	0.00	19262.42	12659.94
	Average Net Loan	0.00	0.00	0.00	9631.21	15961.18
	Rate of Interest on Loan	0.00%	0.00%	0.00%	6.91%	6.91%
	Interest on loan	0.00	0.00	0.00	722.04	1083.54



154



Calculation of Weighted Average Rate of Interest on Actual Loans¹

Name of the Petitioner : **NHPC LIMITED**
 Name of the Generating Station : **TEESTA LOW DAM - III POWER STATION**

(Amount in Rs. Lakhs)

Sl. no.	Particulars	2014-15	2015-16	2016-17	2017-18	2018-19
12	W2-SERIES BONDS					
	Gross loan - Opening	0.00	0.00	0.00	0.00	8888.42
	Cumulative repayments of Loans upto previous year	0.00	0.00	0.00	0.00	0.00
	Net loan - Opening	0.00	0.00	0.00	0.00	8888.42
	Add: Drawal (s) during the Year	0.00	0.00	0.00	8888.42	0.00
	Less: Repayment (s) of Loans during the year	0.00	0.00	0.00	0.00	0.00
	Net loan - Closing	0.00	0.00	0.00	8888.42	8888.42
	Average Net Loan	0.00	0.00	0.00	4444.21	8888.42
	Rate of Interest on Loan	0.00%	0.00%	0.00%	7.35%	7.35%
	Interest on loan	0.00	0.00	0.00	354.39	653.30
	TOTAL LOANS					
	Gross loan - Opening	126345.00	126345.00	126345.00	149109.58	186427.09
	Cumulative repayments of Loans upto previous year	26416.67	35076.67	44901.76	80238.33	123787.91
	Net loan - Opening	99928.33	91268.33	81443.24	68871.25	62639.18
	Add: Drawal(s) during the Year	0.00	0.00	22764.58	37317.51	0.00
	Less: Repayment (s) of Loans during the year	8660.00	9825.09	35336.57	43549.58	11387.48
	Net loan - Closing	91268.33	81443.24	68871.25	62639.18	51251.70
	Average Net Loan	95598.33	86355.79	75157.24	65755.21	56945.44
	Interest on loan	9572.62	8442.46	6944.32	5140.75	4360.82
	Weighted average Rate of Interest on Loans	10.01%	9.78%	9.24%	7.82%	7.66%

1 In case of Foreign Loans, the calculations in Indian Rupees is to be furnished. However, the calculations in Original currency is also to be furnished separately in the same form.

For Lodha & Co
 Chartered Accountants
 FRN No. 301051E

Partner : H. K. Verma
 M. No. 055104



For NHPC Limited

(M.G. Gokhale)
 CE (Comml.)
 Commercial Division



Annexure to Form -13

Name of the Petitioner : **NHPC LIMITED**
 Name of the Generating Station : **TEESTA LOW DAM - III POWER STATION**
 Calculation of Interest taken in Form 13

(Amount in Rs. Lakhs)

Sl. No.	Pricipal	From	to	Days	Interest Rate (%)	Interest	Intt. in form 13
							TOTAL
1	LIC						
	13333.33	01-Apr-14	29-Apr-14	29	9.118%	96.59	1134.46
	12666.67	30-Apr-14	30-Oct-14	184	9.118%	582.22	
	12000.00	31-Oct-14	31-Mar-15	152	9.118%	455.65	
	12000.00	01-Apr-15	29-Apr-15	29	9.118%	86.93	1015.55
	11333.33	30-Apr-15	30-Oct-15	184	9.118%	520.93	
	10666.67	31-Oct-15	31-Mar-16	153	9.118%	407.69	
	10666.67	01-Apr-16	29-Apr-16	29	9.118%	77.27	891.32
	10000	30-Apr-16	30-Oct-16	184	9.118%	459.65	
	9333.33	31-Oct-16	31-Mar-17	152	9.118%	354.39	
	9333.33	01-Apr-17	29-Apr-17	29	9.118%	67.45	769.58
	8666.67	30-Apr-17	30-Oct-17	184	9.118%	398.36	
	8000	31-Oct-17	31-Mar-18	152	9.118%	303.77	
	8000	01-Apr-18	29-Apr-18	29	9.118%	57.46	647.67
	7333.33	30-Apr-18	30-Oct-18	184	9.118%	337.07	
	6666.67	31-Oct-18	31-Mar-19	152	9.118%	253.14	
						4458.58	4458.58
2	UCO BANK						
	17500.00	01-Apr-14	29-Jun-14	90	10.20%	440.14	1699.77
	16666.67	30-Jun-14	30-Dec-14	184	10.20%	856.99	
	15833.33	31-Dec-14	31-Mar-15	91	10.20%	402.64	
	15833.33	01-Apr-15	30-Apr-15	30	10.20%	132.74	1476.70
	15833.33	01-May-15	29-Jun-15	60	9.95%	258.97	
	15000.00	30-Jun-15	04-Oct-15	97	9.95%	392.75	
	15000.00	05-Oct-15	30-Dec-15	87	9.70%	346.81	
	14166.67	31-Dec-15	31-Dec-15	1	9.70%	3.76	
	14166.67	01-Jan-16	31-Mar-16	91	9.70%	341.66	
	14166.67	01-Apr-16	29-Jun-16	90	9.70%	337.91	1067.80
	13333.33	30-Jun-16	30-Dec-16	184	9.70%	650.18	
	12500.00	31-Dec-16	31-Dec-16	1	9.70%	3.31	
	12500.00	01-Jan-17	23-Jan-17	23	9.70%	76.40	
						4244.26	4244.26
3	PFC						
	28750	01-Apr-14	14-Apr-14	14	10.54%	116.23	2721.63
	27500	15-Apr-14	14-Jul-14	91	10.54%	722.64	
	26250	15-Jul-14	14-Oct-14	92	10.54%	697.37	
	25000	15-Oct-14	14-Jan-15	92	10.54%	664.16	
	23750	15-Jan-15	31-Mar-15	76	10.54%	521.22	
	23750	01-Apr-15	14-Apr-15	14	10.54%	96.02	2200.04
	22500	15-Apr-15	14-Jul-15	91	10.54%	591.25	
	21250	15-Jul-15	14-Oct-15	92	10.54%	564.54	
	20000	15-Oct-15	14-Jan-16	92	10.54%	531.33	




Annexure to Form -13

Name of the Petitioner : **NHPC LIMITED**
 Name of the Generating Station : **TEESTA LOW DAM - III POWER STATION**
 Calculation of Interest taken in Form 13


(Amount in Rs. Lakhs)

Sl. No.	Pricipal	From	to	Days	Interest Rate (%)	Interest	Innt. in form 13
							TOTAL
	18750	15-Jan-16	31-Mar-16	77	10.54%	416.91	
	18750	01-Apr-16	14-Apr-16	14	10.54%	75.80	1494.50
	17500	15-Apr-16	14-Jul-16	91	10.54%	459.86	
	16250	15-Jul-16	14-Oct-16	92	10.54%	431.71	
	15000	15-Oct-16	15-Jan-17	93	7.93%	303.08	
	13750	16-Jan-17	31-Mar-17	75	7.93%	224.05	
	13750	01-Apr-17	14-Apr-17	14	7.93%	41.82	440.50
	12500	15-Apr-17	14-Jul-17	91	7.93%	247.13	
	11250	15-Jul-17	14-Sep-17	62	7.93%	151.54	
						6856.67	6856.67
4	PUNJAB & SIND BANK						
	12000	01-Apr-14	16-Jan-15	291	10.25%	980.63	1224.80
	11750	17-Jan-15	31-Mar-15	74	10.25%	244.17	
	11750	01-Apr-15	16-Apr-15	16	10.25%	52.79	1110.60
	11500	17-Apr-15	02-Jun-15	47	10.25%	151.78	
	11500	03-Jun-15	16-Jul-15	44	10.00%	138.63	
	11250	17-Jul-15	04-Oct-15	80	10.00%	246.35	
	11250	05-Oct-15	16-Oct-15	12	9.75%	36.06	
	11000	17-Oct-15	31-Dec-15	76	9.75%	223.32	
	11000	01-Jan-16	16-Jan-16	16	9.75%	46.89	
	10750	17-Jan-16	31-Mar-16	75	9.75%	214.78	
	10750	01-Apr-16	16-Apr-16	16	9.75%	45.82	814.82
	10500	17-Apr-16	16-Jul-16	91	9.75%	254.54	
	10250	17-Jul-16	16-Oct-16	92	9.75%	251.21	
	10000	17-Oct-16	31-Dec-16	76	9.75%	202.28	
	10000	01-Jan-17	16-Jan-17	16	9.75%	42.74	
	9750	17-Jan-17	23-Jan-17	7	9.75%	18.23	
				1		3150.23	3150.23
5	STATE BANK OF HYDRABAD						
	1925	01-Apr-14	31-Mar-15	365	10.20%	196.32	196.32
	1925	01-Apr-15	30-Apr-15	30	10.20%	16.14	190.83
	1925	01-May-15	15-Jul-15	76	10.05%	40.28	
	1925	16-Jul-15	07-Oct-15	84	9.95%	44.08	
	1925	08-Oct-15	31-Dec-15	85	9.75%	43.70	
	1925	01-Jan-16	27-Mar-16	87	9.75%	44.61	
	1884.90	28-Mar-16	31-Mar-16	4	9.75%	2.01	
	1884.90	01-Apr-16	27-Jun-16	88	9.75%	44.19	140.50
	1844.79	28-Jun-16	27-Sep-16	92	9.75%	45.21	
	1804.69	28-Sep-16	31-Oct-16	34	9.75%	16.35	
	1804.69	01-Nov-16	27-Dec-16	57	9.70%	27.25	
	1764.58	28-Dec-16	31-Dec-16	4	9.70%	1.87	
	1764.58	01-Jan-17	12-Jan-17	12	9.70%	5.63	



157

2 of 4



Annexure to Form -13

Name of the Petitioner : **NHPC LIMITED**
 Name of the Generating Station : **TEESTA LOW DAM - III POWER STATION**
 Calculation of Interest taken in Form 13

(Amount in Rs. Lakhs)

Sl. No.	Principal	From	to	Days	Interest Rate (%)	Interest	Intt. in form 13
							TOTAL
						527.64	527.64
6	STATE BANK OF INDIA - 1000 crore						
	17000	01-Apr-14	31-Jul-14	122	10.49%	596.06	1756.14
	17000	01-Aug-14	31-Mar-15	243	10.25%	1160.08	
	17000	01-Apr-15	09-Apr-15	9	10.25%	42.97	1646.04
	17000	10-Apr-15	07-Jun-15	59	10.10%	277.54	
	17000	08-Jun-15	23-Sep-15	108	9.95%	500.50	
	17000	24-Sep-15	04-Oct-15	11	9.70%	49.70	
	17000	05-Oct-15	31-Mar-16	179	9.30%	775.34	
	17000	01-Apr-16	19-Jun-16	80	9.30%	346.52	1511.01
	17000	20-Jun-16	26-Jun-16	7	9.15%	29.83	
	16645.83	27-Jun-16	26-Sep-16	92	9.15%	383.90	
	16291.67	27-Sep-16	26-Dec-16	91	9.15%	371.65	
	15937.50	27-Dec-16	26-Mar-17	90	9.15%	359.58	
	15583.33	27-Mar-17	31-Mar-17	5	9.15%	19.53	
	15583.33	01-Apr-17	19-Jun-17	80	9.15%	312.52	603.46
	15583.33	20-Jun-17	26-Jun-17	7	8.00%	23.91	
	15229.17	27-Jun-17	14-Sep-17	80	8.00%	267.03	
						5516.66	5516.66
7	STATE BANK OF INDIA - 460 crore						
	1764.58	13-Jan-17	31-Mar-17	78	8.00%	30.17	30.17
	1764.58	01-Apr-17	28-Apr-17	28	8.00%	10.83	62.70
	1718.13	29-Apr-17	30-Jul-17	93	8.00%	35.02	
	1671.67	31-Jul-17	14-Sep-17	46	8.00%	16.85	
						92.87	92.87
8	Q-SERIES BONDS						
	4500	01-Apr-14	31-Mar-15	365	9.25%	416.25	416.25
	4500	01-Apr-15	11-Mar-16	346	9.25%	393.35	414.26
	4125	12-Mar-16	31-Mar-16	20	9.25%	20.91	
	4125	01-Apr-16	09-Mar-17	343	9.25%	358.56	379.47
	3750	10-Mar-17	31-Mar-17	22	9.25%	20.91	
	3750	01-Apr-17	11-Mar-18	345	9.25%	327.87	344.97
	3375	12-Mar-18	31-Mar-18	20	9.25%	17.11	
	3375	01-Apr-18	11-Mar-19	345	9.25%	295.08	310.29
	3000	12-Mar-19	31-Mar-19	20	9.25%	15.21	
						1865.24	1865.24



158

3 of 4



Annexure to Form -13

Name of the Petitioner : **NHPC LIMITED**
 Name of the Generating Station : **TEESTA LOW DAM - III POWER STATION**
 Calculation of Interest taken in Form 13

(Amount in Rs. Lakhs)

Sl. No.	Principial	From	to	Days	Interest Rate (%)	Interest	Intt. in form 13
							TOTAL
9	R1-SERIES BONDS						
	4920	01-Apr-14	10-Feb-15	316	8.70%	370.58	423.25
	4510	11-Feb-15	31-Mar-15	49	8.70%	52.67	
	4510	01-Apr-15	10-Feb-16	316	8.70%	339.70	388.42
	4100	11-Feb-16	31-Mar-16	50	8.70%	48.73	
	4100	01-Apr-16	10-Feb-17	316	8.70%	307.9724	351.07
	3690	11-Feb-17	31-Mar-17	49	8.70%	43.10	
	3690	01-Apr-17	08-Feb-18	314	8.70%	276.17	315.95
	3280	09-Feb-18	31-Mar-18	51	8.70%	39.77	
	3280	01-Apr-18	10-Feb-19	316	8.70%	247.05	280.57
	2870	11-Feb-19	31-Mar-19	49	8.70%	33.52	
						1759.27	1759.27
10	V-SERIES BONDS						
	21000.00	24-Jan-17	31-Mar-17	67	6.84%	263.67	263.67
	21000.00	01-Apr-17	05-Jun-17	66	6.84%	259.73	962.47
	13083.33	06-Jun-17	23-Jan-18	232	6.84%	568.81	
	10666.67	24-Jan-18	31-Mar-18	67	6.84%	133.93	
	10666.67	01-Apr-18	23-Jan-19	298	6.84%	595.67	696.12
	8000.00	24-Jan-19	31-Mar-19	67	6.84%	100.44	
						1922.26	1922.26
11	V2-SERIES BONDS						
	9166.67	06-Jun-17	31-Mar-18	299	7.52%	564.69	564.69
	9166.67	01-Apr-18	31-Mar-19	365	7.52%	689.33	689.33
						1254.02	1254.02
12	W1-SERIES BONDS						
	19262.42	15-Sep-17	31-Mar-18	198	6.91%	722.04	722.04
	19262.42	01-Apr-18	14-Sep-18	167	6.91%	608.99	1083.54
	12659.94	15-Sep-18	31-Mar-19	198	6.91%	474.55	
						1805.58	1805.58
13	W2-SERIES BONDS						
	8888.42	15-Sep-17	31-Mar-18	198	7.35%	354.39	354.39
	8888.42	01-Apr-18	31-Mar-19	365	7.35%	653.30	653.30
						1007.69	1007.69



Calculation of Interest on Normative Loan

Name of the Petitioner :

NHPC LIMITED

Name of the Generating Station :

TEESTA LOW DAM - III POWER STATION


(Amount ₹ in Lakh)

Sl. No.	Particulars	2013-14*	2014-15	2015-16	2016-17	2017-18	2018-19
1	2	3	4	5	6	7	8
	Gross Normative loan - Opening		1,28,043.61	1,30,385.24	1,31,966.65	1,33,815.09	1,34,178.10
	Cumulative repayment of Normative loan upto previous year		8805.01	18138.87	27624.01	37220.15	46895.87
	Net Normative loan - Opening		1,19,238.60	1,12,246.37	1,04,342.64	96,594.94	87,282.23
	Add: Increase due to addition during the year / period		2529.32	1236.04	1314.44	267.51	1724.11
	Less: Decrease due to de-capitalisation during the year / period		2172.10	221.38	27.03	0.00	0.00
	Less: Decrease due to reversal during the year / period		0.00	0.00	0.00	0.00	0.00
	Add: Increase due to discharges during the year / period		1984.41	566.74	561.04	95.49	206.41
	Less: Repayment during the year	8805.01	9333.86	9485.14	9596.14	9675.72	9760.46
	Net Normative loan - Closing		1,12,246.37	1,04,342.64	96,594.94	87,282.23	79,452.29
	Average Normative loan		115742.49	108294.50	100468.79	91938.59	83367.26
	Weighted average rate of interest	10.01%	10.01%	9.78%	9.24%	7.82%	7.66%
	Interest on Loan	11698.26	11589.73	10587.27	9283.04	7187.77	6384.18

* As per filed petition


For Lodha & Co.
Chartered Accountants
FRN No. 301051E

Partner : H. K. Verma
M. No. 055104



For NHPC Limited

(M.G. Gokhale)
CE (Comml.)
Commercial Division



Calculation of Interest on Working Capital

Name of the Petitioner : **NHPC Limited**
Name of the Generating Station : **Teesta Low Dam-III Power Station**

(Amount ₹ in Lakh)

Sl. No.	Particulars	Existing 2013-14*	2014-15	2015-16	2016-17	2017-18	2018-19
1	2	3	4	5	6	7	8
1	O & M Expenses	321.53	482.26	595.48	742.31	766.00	816.86
2	Maintenance Spares	578.75	868.07	1,071.86	1,336.15	1,378.80	1,470.35
3	Receivables	6,029.63	6,576.57	6,705.48	6,822.22	6,559.24	6,553.68
4	Total Working Capital	6,929.90	7,926.90	8,372.82	8,900.68	8,704.04	8,840.89
5	Rate of Interest	13.20%	13.50%	13.50%	13.50%	13.50%	13.50%
6	Interest on Working Capital	914.75	1,070.13	1,130.33	1,201.59	1,175.05	1,193.52

For Lodha & Co
Chartered Accountants
FRN No. 301051E



Partner : H. K. Verma
M. No. 055104



For NHPC Limited



(M.G. Gokhale)
CE (Comml.)
Commercial Division




Other Income as on actual / anticipated COD

Name of the Petitioner : **NHPC Limited**
 Name of the Generating Station : **Teesta Low Dam-III Power Station**

(Amount ₹ in Lakh)

Sl. No.	Particulars	Existing 2013-14	2014-15	2015-16	2016-17	2017-18	2018-19
1	2	3	4	5	6	7	8
1	Interest on Loans and advance						
2	Interest received on deposits		NOT APPLICABLE				
3	Income from Investment						
4	Income from sale of scrap						
5	Rebate for timely payment						
6	Surcharge on late payment from beneficiaries						
7	Rent from residential building						
8	Misc. receipts (Please Specify details)						
...	...						
...	...						

For Lodha & Co
 Chartered Accountants
 FRN No. 301051E



Partner : H. K. Verma
 M. No. 055104



For NHPC Limited



(M.G. Gokhale)
 CE (Comml.)
 Commercial Division



Incidental Expenditure during Construction

Name of the Petitioner :

NHPC Limited

Name of the Generating Station :

Teesta Low Dam-III Power Station

(Amount ₹ in Lakh)

Sl. No.	Particulars	Up to Schedule COD	Upto actual / anticipated COD		
1	2	7	8		
A	Expenses:				
1	Employees' Benefits Expenses				
2	Finance Costs				
3	Water Charges				
4	Communication Expenses	NOT APPLICABLE			
5	Power Charges				
6	Other Office and Administrative Expenses				
7	Others (Please Specify Details)				
8	Other pre-Operating Expenses				
				
B	Total Expenses				
	Less: Income from sale of tender				
	Less: Income from guest house				
	Less: Income recovered from Contractors				
	Less: Interest on Deposits				
				

For Lodha & Co
Chartered Accountants

FRN No. 301051E

Partner : H. K. Verma

M. No. 055104



For NHPC Limited

(M.G. Gokhale)

CE (Comml.)

Commercial Division



Name of the Petitioner : **NHPC Limited**
 Name of the Generating Station : **Teesta Low Dam-III Power Station**

Draw Down Schedule for Calculation of IDC & Financing Charges

Sl. No.	Draw Down Particulars	Quarter 1			Quarter 2			Quarter n (COD)		
		Quantum in Foreign currency	Exchange Rate on draw down date	Amount in Indian Rupee (Rs Lakh)	Quantum in Foreign currency	Exchange Rate on draw down date	Amount in Indian Rupee (Rs Lakh)	Quantum in Foreign currency	Exchange Rate on draw down date	Amount in Indian Rupee (Rs Lakh)
1	Loans									
1.1	Foreign Loan									
1.1.1	Foreign Loan ¹									
	Draw down Amount									
	IDC									
	Financing charges									
	Foreign Exchange Rate Variation									
	Hedging Cost									
1.1.2	Foreign Loan ²									
	Draw down Amount									
	IDC									
	Financing charges									
	Foreign Exchange Rate Variation									
	Hedging Cost									
1.1.3	Foreign Loan ³									
	Draw down Amount									
	IDC									
	Financing charges									
	Foreign Exchange Rate Variation									
	Hedging Cost									
1.1.4									
									
									
1.1	Total Foreign Loan									
	Draw down Amount									
	IDC									
	Financing charges									
	Foreign Exchange Rate Variation									
	Hedging Cost									
1.2	Indian Loans									
1.2.1	Indian Loan ¹									
	Draw down Amount									
	IDC									
	Financing charges									
1.2.2	Indian Loan ²									
	Draw down Amount									
	IDC									
	Financing charges									
1.2.3	Indian Loan ³									
	Draw down Amount									
	IDC									
	Financing charges									
1.2.4									
									
									
1.2	Total Indian Loans									
	Draw down Amount									
	IDC									
	Financing charges									
1	Total Loans drawn									
	IDC									
	Financing charges									
	Foreign Exchange Rate Variation									
	Hedging Cost									
2	Equity									
2.1	Foreign equity drawn									
2.2	Indian equity drawn									
	Total equity deployed									

NOT APPLICABLE

Note:

1. Drawal of debt and equity shall be on paripassu basis quarter wise to meet the commissioning schedule. Drawal of higher equity in the beginning is permissible.
2. Applicable interest rates including reset dates used for above computation may be furnished separately.
3. In case of multi unit project details of capitalisation ratio used to be furnished.
4. Detailed calculation of IDC (Actual drawal and repayment dates and amount, rates of interest, etc.) should be furnished.

For Lodha & Co
 Chartered Accountants
 FRN No. 301051E
 Partner : H. K. Verma
 M. No. 055104



For NHPC Limited

(M.G. Gokhale)
 CE (Compl.)
 Commercial Director



Actual cash expenditure


Name of the Petitioner : **NHPC Limited**
 Name of the Generating Station : **Teesta Low Dam-III Power Station**

(Amount ₹ in Lakh)

	Quarter-I	Quarter-II	Quarter-III	Quarter-n (COD)
Payment to contractors/suppliers	NOT APPLICABLE			
% of fund deployment				


Note: If there is variation between payment and fund deployment justification need to be furnished.

For Lodha & Co
 Chartered Accountants
 FRN No. 301051E


 Partner : H. K. Verma
 M. No. 055104



For NHPC Limited


 (M.G. Gokhale)
 CE (Comml.)
 Commercial Division



Design energy and Peaking capability (month wise) - ROR with Pondage / Storage type new stations

Name of the Petitioner : NHPC LIMITED
 Name of the Generating Station : TEESTA LOW DAM -III POWER STATION
 Installed Capacity : 4 X 33 MW = 132 MW

Month		Design Energy* (MUs)	Designed Peaking Capability (MW)
April	I	6.91	132 MW
	II	8.73	
	30.10 III	14.46	
May	I	10.37	
	II	10.59	
	41.11 III	20.15	
June	I	19.03	
	II	29.04	
	76.83 III	28.76	
July	I	30.10	
	II	30.10	
	93.31 III	33.11	
August	I	30.10	
	II	30.10	
	93.31 III	33.11	
September	I	28.37	
	II	20.60	
	74.47 III	25.50	
October	I	22.54	
	II	23.69	
	70.78 III	24.55	
November	I	13.03	
	II	7.27	
	26.50 III	6.20	
December	I	8.78	
	II	8.09	
	23.22 III	6.35	
January	I	8.13	
	II	7.52	
	23.57 III	7.92	
February	I	6.06	
	II	6.01	
	16.77 III	4.70	
March	I	7.36	
	II	7.72	
	24.10 III	9.02	
Total		594.07	

As per DPR / TEC of CEA dated 28.11.2002

Note:

Specify the number of peaking hours for which station has been designed - 3 Hours.

For Lodha & Co
Chartered Accountants

FRN No. 30105

Partner : H. K. Vedha

M. No. 0551

For NHPC Limited

(M.G. Gokhale)
CE (Comm.)
Commercial Division

FORM-15B

Design energy and MW Continuous (monthwise) - ROR type stations


Name of the Petitioner : NHPC Limited
 Name of the Generating Station : Teesta Low Dam-III Power station
 Installed Capacity : 4 X 33 MW = 132 MW

Month		Design Energy* (MUs)	MW continuous*	
April	I			
	II			
	III			
May	I			
	II			
	III			
June	I			
	II			
	III			
July	I			
	II			
	III			
August	I			
	II			
	III			
September	I	NOT APPLICABLE		
	II			
	III			
October	I			
	II			
	III			
November	I			
	II			
	III			
December	I			
	II			
	III			
January	I			
	II			
	III			
February	I			
	II			
	III			
March	I			
	II			
	III			
Total				

* As per DPR / TEC of CEA dated

For Lodha & Co
 Chartered Accountants
 FRN No. 301051E

[Signature]
 Partner : H. K. Verma
 M. No. 055104



For NHPC Limited

[Signature]
 (M.G.Gokhale)
 CE (Comm.)
 Commercial Division



Liability Flow Statement (FY2014-15)

Name of the Petitioner :



NHPC LIMITED

Name of the Generating Station :

TEESTA LOW DAM - III POWER STATION

(Amount in ₹)

Party	Asset/Work	Year of actual capitalisation	Original Liability	Liability as on 31.03.2014	Discharge in 2014-15	Liability as on 31.03.2015
A. Liability pertains to COD i.e. 19.05.2013						
PATEL ENGINEERING LTD.	(410601) Major Civil Works (Lot TL-1)	2013-14	9,48,34,622	4,74,47,849	9,79,180	4,64,68,669
PENDEN CEMENT AUTHORITY LTD.	(410601) SUPPLY OF CEMENT	2013-14	2,50,00,039	2,24,82,780	2,24,82,780	-
TEXMACO RAIL & ENGINEERING LTD	(410608) Major HM Works (Lot-3)	2013-14	7,40,95,152	5,04,88,225	2,54,82,342	2,50,05,883
ANDRITZ HYDRO PVT. LTD.	(410701) Major E & M Works (Lot-2)	2013-14	26,88,86,990	12,76,93,865	5,30,42,174	7,46,51,691
C.C.CONSTRUCTION	(410304) Construction of Building for 2 X 500 KVA DG Set, HT & LT control panel room	2007-08	15,428	15,428	15,428	-
CONVETARY TRADERS PVT LTD.	(410601) Transportation of steel from SAIL yard Leusipukri, Mouza Kashiram, Phasideva Raod Siliguri to Central Store, TLDP-III, Rambhi.	2013-14	2,758	2,758	2,758	-
CONVETARY TRADERS PVT LTD.	(410601) Manual loading of cement at Vidyutnagar store, Siliguri and its transportation up to Central Store, TLDP-III, Rambhi.	2013-14	1,54,393	1,54,393	1,54,393	-
CONVETARY TRADERS PVT LTD.	(410601) TRANSPORTATION OF CEMENT FROM VIDYUT NAGAR TO CENTRAL STORE, RAMBI	2013-14	64,267	64,267	64,267	-
CONVETARY TRADERS PVT LTD.	-410601	2013-14	4,61,462	4,61,462	4,61,462	-
DARPAN CONSTRUCTION CO.	(410323) Providing gate for new dispensary building at Sector-A, TLDP-III, Ranmbi.	2011-12	1,932	1,932	1,932	-
DARPAN CONSTRUCTION CO.	(410301) Construction of DG Building Extension for the Fuel Tank at TLDP- III	2013-14	2,25,978	28,914	11,100	17,814
DARPAN CONSTRUCTION CO.	(410301) Construction of PCC drain for collecting seepage water from penstock at GIS area	2013-14	8,282	8,282	8,282	-
GARGO TRADERS	(410321) Internal electrification at VIP Guest House, Sector-F	2006-07	26,544	26,544	24,000	2,544
JOHN POU DYAL	(410301) Providing services of unskilled mapower for (drilling of DH-F by Drill Rig-2 art right bank of TLDP III	2013-14	3,085	3,085	3,085	-
JOHN POU DYAL	(410301) Providing services of unskilled mapower for (drilling of DH-O & DH-N by Drill Rig-1 art right bank of TLDP III	2013-14	4,134	4,134	4,134	-
P & R ENGINEERING SERVICE	(410605) Erection of Penstock	2013-14	2,92,328	2,92,328	-	2,92,328
PROTECH COMPUTERS	(411801) SUPPLY OF UPS (I KVA)	2013-14	945	945	945	-



Party	Asset/Work	Year of actual capitalisation	Original Liability	Liability as on 31.03.2014	Discharge in 2014-15	Liability as on 31.03.2015
PROTECH COMPUTERS	(411801) SUPPLY OF UPS	2013-14	3,617	3,617	3,617	-
JAIPRAKASH ASSOCIATES LIMITED	(410601) SUPPLY OF CEMENT	2013-14	1,519	1,519	1,519	-
MEGHALAYA CEMENT LTD.	(410601) SUPPLY OF CEMENT	2013-14	2,42,122	2,42,122	-	2,42,122
DOLPHIN CONSTRUCTION	(410326) Electrification work of CISF Barrack, Kitchen, WC & Bath, TLDP-III, Rambli	2013-14	34,283	17,619	15,499	2,120
THE INDIA CEMENT LIMITED	(410601) SUPPLY OF CEMENT	2013-14	1,92,397	1,92,397	-	1,92,397
TRILOK INFRACON (INDIA) PVT LTD	(410601) ALUMINUM AND ROLLING SHUTTER WORKS AT 2 NOS POWER PACK ROOMS IN BARRAGE AREA AT TLDP-III,RAMBI	2013-14	6,909	6,909	6,909	-
MILLENIUM CEMENT CO.PVT. LTD.	(410601) SUPPLY OF CEMENT	2013-14	16,62,958	16,62,958	-	16,62,958
KANCHANJUNGA ENTERPRISES	(410328) Construction of Fertilizer Shed, Toilet and miscellaneous work near Type-IV (spl.)/Type-IV Qtr at Sector-F, TLDP-III	2012-13	25,338	25,338	25,338	-
KANCHANJUNGA ENTERPRISES	(410601) Removal of balance approach road material from hill side of intake U/s at TLDP-III	2013-14	20,294	20,294	13,090	7,204
SOLUTION	(410605) Joint Sealing for junction of Intake and Penstock line for Unit No 1,3 and 4 by the injection grouting at TLDP III	2013-14	23,587	23,587	23,587	-
SOLUTION	(410605) Joint sealing for junction of Intake and Penstock liner for Unit No.# 1, 3, and 4 by the injection grouting at Teesta Low Dam Project III	2013-14	82,212	82,212	82,212	-
SRINIWAS AGARWAL	(410326) Construction of temporary accommodation for Security personnel at 27 th mile, TLDP-III.	2012-13	8,02,024	57,929	57,929	-
SRINIWAS AGARWAL	(410301) Dismantling of Draft Tube Gate Plugs of Unit I,II,III & IV, TLDP-III	2013-14	46,395	46,395	46,395	-
SRINIWAS AGARWAL	(410301) Earth filling in cracks developed on slope area above TRC and Power House at TLDP-III	2013-14	18,336	18,336	18,336	-
SRINIWAS AGARWAL	(410601) C/o at stair at Intake u/s cladding work for making an approach for monitoring the dismantling/removal of Intake Plugging work, TLDP-III	2013-14	3,686	3,686	3,686	-
SRINIWAS AGARWAL	(410601) Painting of Power pack rooms at intake and Barrage of TLDP-III	2013-14	5,344	5,344	5,344	-
SRINIWAS AGARWAL	(410601) Hiring of Equipment for clearing of Muck/Debris in U/s of intake for reservoir filling at Teesta Low Dam (stage-III) Project (132MW)	2013-14	2,695	2,695	-	2,695
SURAVHI ENTERPRISES	(410301) Providing and fixing rolling shutter, alluminium window, painting and other mislaneous works in fire fighting room for power house at TLDP-III.	2013-14	9,301	9,301	9,301	-
R.R.ENTERPRISE	(410601) Providing and fixing 44mm dia MS railing of approved size by chipping old concrete surface at Barrage Top of TLDP-III	2013-14	16,843	16,843	16,843	-




Party	Asset/Work	Year of actual capitalisation	Original Liability	Liability as on 31.03.2014	Discharge in 2014-15	Liability as on 31.03.2015
R.R.ENTERPRISE	(410601) Providing and fixing 40mm dia M.S. Railing of approved size by chipping old concrete surface at Barrage Top across the bay opening at EL 210.00 of Teesta Low Dam Project-III	2013-14	10,072	10,072	10,072	-
PINNACLE CONSTRUCTION SOLUTION	(410301) Treatment of leakage from D-Line wall of power House at EL 184.50 M Wall by Chemical Grouting at TLDP-III	2013-14	2,55,997	2,55,997	2,29,189	26,808
C. C. CONSTRUCTION	(411201) Construction of Pipe line and water tank of One lac liter for water supply system in Sector-A of colony site, TLDP-III, Rambi.	2012-13	9,459	-	-	-
DARPAN CONSTRUCTION CO.	(410326) Construction of CISF Barrack by renovation of existing cement godown at Store Complex	2012-13	6,73,222	-	-	-
G S RAI	(410301) Providing services for assistance of shifting drilling accessories and newly approach to drilling location of TLDP III	2013-14	3,686	-	-	-
G S RAI	(410301) Providing assistance services in carrying out drilling works at right bank of TLDP III	2013-14	5,127	-	-	-
GULF OIL CORPORATION	(410601) SUPPLY OF EXPLOSIVE	2013-14	10,845	-	-	-
MILEAGE CONSTRUCTION CO.	(410304) Installation of earthing system for server and computer in admin. Build. Sector C	2006-07	3,877	-	-	-
NAVIN LAMA	(410601) Construction of Protection wall near the confluence of Relli Khola and Teesta River on the left bank of River Teesta (RD 0.00M to 322.0 M), TLDP-III	2013-14	1,80,987	-	-	-
P & R ENGINEERING SERVICE	(410605) Supply, fabrication, erection, testing and commissioning of pressure shaft/penstock liner of TLDP III	2013-14	26,95,265	-	-	-
PREM & BROTHER ENTERPRISES	(410601) Construction of 3 nos drainage drift at EL 2100/197 metro branch at PH	2013-14	61,934	-	-	-
SHAH ELECTRONICS	(411804) SUPPLY OF CCTV	2013-14	16,634	-	-	-
KANCHANJUNGA ENTERPRISES	(410326) Construction of kitchen cum Dining room for CISF peronnel at store complex, TLDP-III	2013-14	24,656	-	-	-
SRINIWAS AGARWAL	(410303) Construction of 33 KVA Sub-Station Building, TLDP-III	2013-14	5,22,257	-	-	-
NAMZEE CONSTRUCTION	(410329) Drilling & Fixing of 32 Nos. Bolts at foundation for intermediate Gantry Tower (T-1) on P-72 at TLDP-III	2013-14	31,296	-	-	-
PROVISION FOR OTHER EXPENSES	(410601) Provision for Sales tax demand	2013-14	1,45,32,001	1,45,32,001	5,63,379	1,39,68,622
PROVISION FOR OTHER EXPENSES	(410601) Provision against arbitration award against the company	2013-14	76,25,73,320	76,25,73,320	-	76,25,73,320
EDC (Refer sheet Liability flow EDC)	(EDC) Liability & Provision pertains to expenditure during construction prior to CCO	2013-14	5,82,50,082	2,51,56,289	1,74,73,719	76,82,570





Party	Asset/Work	Year of actual capitalisation	Original Liability	Liability as on 31.03.2014	Discharge in 2014-15	Liability as on 31.03.2015
Sub-Total (A)			1,30,71,38,916	1,05,41,43,971	12,13,44,226	93,27,99,745
B. Liability pertains to Add Cap FY2013-14 {i.e from COD (19.05.2013) to 31.03.2014}						
PATEL ENGINEERING LTD.	(410601) Major Civil Works (Lot TL-1)	2013-14	1,78,24,405	1,78,24,405	1,78,24,405	-
TEXMACO RAIL & ENGINEERING LTD	(410608) Major HM Works (Lot-3)	2013-14	43,843	43,843	43,843	-
ANDRITZ HYDRO PVT. LTD.	(410701) Major E & M Works (Lot-2)	2013-14	2,00,09,691	2,00,09,691	2,00,09,691	-
TECHNO TRADE	(410704) Increase of elevation of suction pipe line of primary cooling water system inside all the draft tube	2013-14	2,14,712	2,14,712	1,07,356	1,07,356
ELECTRO SERVICES PVT LTD	(412003) SUPPLY OF PHOTO COPY MACHINE	2013-14	2,59,509	2,59,509	2,59,509	-
MECH INDUSTRY	(410704) Flushing arrangement in shaft seal	2013-14	1,87,430	1,87,430	1,87,430	-
MECH INDUSTRY	(410704) complete erection of flushing and back flushing arrangement in primary cooling system.	2013-14	2,66,347	2,66,347	2,66,347	-
MPR COMPUTERS PVT LTD	(411801) SUPPLY OF COMPUTER	2013-14	68,187	68,187	68,187	-
DARPAN CONSTRUCTION CO.	(410601) Construction of security fencing (RBT) on right bank from security post, main gate to barrage top at 27th mile	2013-14	12,48,635	12,48,635	12,48,635	-
DARPAN CONSTRUCTION CO.	(410301) Construction of DG Building Extension for the Fuel Tank at TLDP- III	2013-14	5,263	5,263	5,263	-
DARPAN CONSTRUCTION CO.	(411201) Water supply line for security personnel and miscellaneous works at security personnel barrack at Sector-A, TLDP-III, Rambi.	2013-14	21,610	21,610	21,610	-
DARPAN CONSTRUCTION CO.	(410328) Providing shed over the approach footpath to bathroom & WC of CISF personnel at Store Complex	2013-14	6,396	6,396	6,396	-
DARPAN CONSTRUCTION CO.	(410301) Providing and fitting wall and floor tiles for toilet room at EL 184.0M & 187.50 M	2013-14	9,150	9,150	9,150	-
DARPAN CONSTRUCTION CO.	(410301) Providing & placing virtified tiles flooring at Barrage Control Room and const of momento	2013-14	5,599	5,599	5,599	-
DARPAN CONSTRUCTION CO.	(410301) Providing and fitting wall floor tiles for toilet room at level 190.50 M & 197.00 M of Power House	2013-14	6,568	6,568	6,568	-
EVERGREEN CONSTRUCTION COMPANY	(410329) Development of playground with excavation, construction of crate wall and concrete road in opposite to VIP guest house TLDP-III Rambi	2013-14	2,99,306	2,99,306	2,99,306	-
GREEN VALLEY CONSTRUCTION	(410301) Renovation of rooms at EL 194.0 M of power house with brickowrk, plastering, painting and flooring	2013-14	64,966	64,966	64,966	-
GREEN VALLEY CONSTRUCTION	(410601) Construction of RCC drain and Protection wall along the Approach road of Power House/Barrage from RD 1215.0M to RD 1280.0M	2013-14	29,643	29,643	29,643	-



Party	Asset/Work	Year of actual capitalisation	Original Liability	Liability as on 31.03.2014	Discharge in 2014-15	Liability as on 31.03.2015
GREEN VALLEY CONSTRUCTION	(410601) Construction of RCC drain and Protection wall along the Approach road of Power House/Barrage from RD 1280.0M to RD 1340.0M	2013-14	26,597	26,597	26,597	-
GREEN VALLEY CONSTRUCTION	(410601) Construction of water drain hill side along the road to barrage from Y junction to intake u/s face	2013-14	23,865	23,865	23,865	-
GREEN VALLEY CONSTRUCTION	(410601) Construction of PCC drain and protection wall along approach of Power House	2013-14	20,006	20,006	20,006	-
GREEN VALLEY CONSTRUCTION	(410601) Architectural concreting work at barrage pier nose, EL 210.0 u/s of barrage axis	2013-14	9,305	9,305	9,305	-
PAVE INFRASTRUCTURE PRIVATE LIMITED	(410304) Internal electrification of proposed 2nd floor of Administrative office building at Sector-C	2013-14	24,283	24,283	12,121	12,162
PROTECH COMPUTERS	(411804) SUPPLY OF WI-FI ROUTER LINK	2013-14	98,160	98,160	98,160	-
PURAN RAI	(410328) Renovation of wall and road side drain at the approach road to T-II(P) quarters, Sector-A	2013-14	2,69,016	2,69,016	2,69,016	-
PURAN RAI	(411201) Providing hot water storage tank with associated pipe line, tiles in AC office and soak pit at CISF Barrack Sector-A	2013-14	1,53,813	1,53,813	1,53,813	-
PURAN RAI	(410601) Construction of a drain and Hill Protection wall along the Approach road of Barrage from RD 385.00 M to 485.00 M	2013-14	34,082	34,082	34,082	-
PURAN RAI	(410601) Construction of PCC drain and protection wall along approach of Power House/Barrage from RD 0.0 M	2013-14	7,287	7,287	7,287	-
S.S.CONSTRUCTION	(410328) Providing Partition and Shelves for Store into the CISF Barrack at Store Complex, Sector-A	2013-14	8,080	8,080	8,080	-
DOLPHIN CONSTRUCTION	(410301) Internal Electrification of 33 KVA Sub Station	2013-14	3,021	3,021	3,021	-
DOLPHIN CONSTRUCTION	(410326) Electrification work of CISF Barrack, Kitchen, WC & Bath, TLDP-III, Rambi	2013-14	339	339	339	-
GHANSHYAM CHHETRI	(410328) Internal Electrification of CISF Strong room building at Store area of sector-A	2013-14	5,598	5,598	5,598	-
JAI JALANDHAR COMPANY	(410601) Construction of PCC Drain and Protection wall along the Approach road of Power House/Barrage from RD 856.0M to RD 944.0M at TLD-III PS.	2013-14	26,336	26,336	26,336	-
JAI JALANDHAR COMPANY	(410601) Construction of Hill Protection wall along the Approach road of Barrage from RD 1512.0M to 1577.50M at TLD-III PS.	2013-14	12,901	12,901	12,901	-
HIMALAYAN INFOTECH SYSTEM (P) LTD.	(411801) Purchase of Computers & UPS	2013-14	2,69,325	2,69,325	2,69,325	-
M B TRADERS	(411701) SUPPLY OF FURNITURE	2013-14	26,715	26,715	9,394	17,321
KANCHANJUNGA ENTERPRISES	(410601) Providing and supply of water supply facility at Barrage complex area, TLD III PS.	2013-14	8,776	8,776	8,776	-
SOLUTION	(410605) Treatment of leakage from top of penstock liner and concrete joints at EL 199.00M of GIS area by injection	2013-14	30,452	30,452	30,452	-
SRINIWAS AGARWAL	(410328) Construction of CISF Strong Room at Store Complex, Sector-A, TLDP-III	2013-14	8,23,358	8,23,358	8,23,358	-




Party	Asset/Work	Year of actual capitalisation	Original Liability	Liability as on 31.03.2014	Discharge in 2014-15	Liability as on 31.03.2015
SRINIWAS AGARWAL	(410304) Extension of Administrative building at Sector-C, TLDP-III	2013-14	1,85,398	1,85,398	86,663	98,735
S.N.INTERIORS	(411701) SUPPLY OF FURNITURE FOR POWER HOUSE	2013-14	7,881	7,881	-	7,881
ALSTOM T&D INDIA LTD.	(410701) SUPPLY OF RTU SYSTEM	2013-14	2,64,502	2,64,502	-	2,64,502
R.R.ENTERPRISE	(410301) Providing and fixing grating over Draft tube stoplog opening at EL197.00M	2013-14	22,740	22,740	22,740	-
PINNACLE CONSTRUCTION SOLUTION	(410301) Treatment of leakage from D-Line wall of power House at EL 184.50 M Wall by Chemical Grouting	2013-14	13,527	13,527	13,527	-
PINNACLE CONSTRUCTION SOLUTION	(410605) Strengthening of junction of steel liner and concrete in penstock bu chemical grouting for penstock i & II at LTD-III PS	2013-14	1,46,952	1,46,952	1,36,952	10,000
PINNACLE CONSTRUCTION SOLUTION	(410605) Inside treatment of leakage of penstock and concrete joints by chemical grouting at unit no: III and IV	2013-14	2,28,268	2,28,268	2,23,268	5,000
ABR ENGINEERING	(410704) Covering of 250 NB installed pipe line by cementitious grouting material in all the drat tube	2013-14	1,06,043	1,06,043	59,180	46,863
ABR ENGINEERING	(410301) Providing and laying interlocking paver blocks in front of service bay of power house.	2013-14	34,611	34,611	34,611	-
NAMZEE CONSTRUTION	(410601) Drilling/Fixing of Bolt (36mm) and Dowels (16mm) by HILTI Diamond Core Cutting/HILTI RE-500 require for repair of sill beams in spillways of barrage bays no. S-7, S-6 and S-5 of TLD-III Power Station	2013-14	61,275	61,275	46,275	15,000
NAMZEE CONSTRUTION	(410601) Providing and Fixing of HILTI HAS-ER M20 170/48 threaded anchor with HILTI RE-500 Chemical for the purpose of setting the cage ladder at barrage at TLD-III PS	2013-14	44,980	44,980	44,980	-
JT. COMMISSIONER, SALES TAX DEPARTMENT	(410601) Provision for Sales tax demand	2013-14	9,49,261	9,49,261	-	9,49,261
JT. COMMISSIONER, SALES TAX DEPARTMENT	(410301) Provision for Sales tax demand	2013-14	5,11,140	5,11,140	-	5,11,140
PATEL ENGINEERING LTD.	(410301) Provision against arbitration award against the company in r/o Lot TL-1 (Civil) works	2013-14	24,83,78,382	24,83,78,382	53,40,136	24,30,38,246
TEXMACO RAIL & ENGINEERING LTD	(410608) Provision on a/c of cost compensation claim recommended by the standing committee in r/o LOT-3 (HM)	2013-14	66,63,238	66,63,238	2,043	66,61,195
ANDRITZ HYDRO PVT. LTD.	(410701) Provision on a/c of cost compensation claim recommended by the standing committee in r/o LOT-2 (E & M)	2013-14	7,14,82,219	7,14,82,219	7,14,82,219	-
ANDRITZ HYDRO PVT. LTD.	(410702) Provision on a/c of cost compensation claim recommended by the standing committee in r/o LOT-2 (E & M)	2013-14	71,46,136	71,46,136	71,46,136	-



Party	Asset/Work	Year of actual capitalisation	Original Liability	Liability as on 31.03.2014	Discharge in 2014-15	Liability as on 31.03.2015
ANDRITZ HYDRO PVT. LTD.	(410703) Provision on a/c of cost compensation claim recommended by the standing committee in r/o LOT-2 (E & M)	2013-14	13,07,045	13,07,045	13,07,045	-
ANDRITZ HYDRO PVT. LTD.	(410704) Provision on a/c of cost compensation claim recommended by the standing committee in r/o LOT-2 (E & M)	2013-14	13,83,588	13,83,588	13,83,588	-
ANDRITZ HYDRO PVT. LTD.	(410705) Provision on a/c of cost compensation claim recommended by the standing committee in r/o LOT-2 (E & M)	2013-14	1,36,75,961	1,36,75,961	1,36,75,961	-
ANDRITZ HYDRO PVT. LTD.	(410707) Provision on a/c of cost compensation claim recommended by the standing committee in r/o LOT-2 (E & M)	2013-14	5,61,181	5,61,181	5,61,181	-
ANDRITZ HYDRO PVT. LTD.	(410708) Provision on a/c of cost compensation claim recommended by the standing committee in r/o LOT-2 (E & M)	2013-14	44,05,033	44,05,033	44,05,033	-
ANDRITZ HYDRO PVT. LTD.	(410709) Provision on a/c of cost compensation claim recommended by the standing committee in r/o LOT-2 (E & M)	2013-14	12,47,028	12,47,028	12,47,028	-
ANDRITZ HYDRO PVT. LTD.	(410710) Provision on a/c of cost compensation claim recommended by the standing committee in r/o LOT-2 (E & M)	2013-14	2,70,945	2,70,945	2,70,945	-
ANDRITZ HYDRO PVT. LTD.	(410711) Provision on a/c of cost compensation claim recommended by the standing committee in r/o LOT-2 (E & M)	2013-14	67,01,144	67,01,144	67,01,144	-
ANDRITZ HYDRO PVT. LTD.	(410712) Provision on a/c of cost compensation claim recommended by the standing committee in r/o LOT-2 (E & M)	2013-14	17,78,574	17,78,574	17,78,574	-
ANDRITZ HYDRO PVT. LTD.	(410713) Provision on a/c of cost compensation claim recommended by the standing committee in r/o LOT-2 (E & M)	2013-14	38,57,467	38,57,467	38,57,467	-
Sub-Total (B)				41,38,87,094	16,21,42,432	25,17,44,662

C. Liability pertains to Add Cap -2014-15

Evergreen Enterprise	Construction of DG Room at Sector-F at TLD III PS	2014-15				3,40,469
Ghanshyam Chhetri	Balance Work of SO Rooms for CISF (Temp)	2014-15				1,50,491
Kanchanjunga Enterprises	Additional Work in Colony Roads by Metalling And Providing Premix Carpeting at Sector-F, TLD III PS	2014-15				2,01,771
Kanchanjunga Enterprises	Construction of Temporary Accomodation for SOS at CISF Barrack	2014-15				4,33,453
Prem Gupta	Construction of New Water Tank at Store Complex (Sector-A) for Water Supply at Colonies	2014-15				2,86,283
Puran Rai	Additional Work in Colony Wall of Permanent Qtrs at Sec-A	2014-15				5,58,529
S.S.Construction	Providing GI Pipe Line (65mm Dia) from Store Complex, Sector-A To Sector-F Through Sec-C for Water Supply	2014-15				7,66,571



Party	Asset/Work	Year of actual capitalisation	Original Liability	Liability as on 31.03.2014	Discharge in 2014-15	Liability as on 31.03.2015
Sriniwas Agarwal	Construction of Main Gate at "O"Point And Near 33 Kv Building To Across Road From Nh31A To Barrage	2014-15				2,28,866
Ajay Furniture	L Type Box Cover with 2 Side Open System 19Mm Prelaminated Wood Size(102 inchx42 inchx12 inch)	2014-15				27,366
Ajay Furniture	19 Mm Wooden Almirah of Size(96 inchx72 inchx24 inch) Water Proof Board.	2014-15				1,23,546
Ajay Furniture	19 Mm Wooden Duct Box Size 72X 36X 36	2014-15				36,468
Ajay Furniture	19 Mm Wooden Sitting Box Size 180 X 20X 15 with Locker	2014-15				59,025
Bengal Trading Co.	Alluminium Ladder Self Supporting Type Closed 21 Feet,Opened 37 Feet	2014-15				1,56,865
Bengal Trading Co.	Electrical Siren Horizontal Double Mounting,3Ph,5Hp,440V,2800Rpm,50Hz, Audible Range-8Kms, E3D-800 - 4 PCS	2014-15				2,00,003
Blue Star Limited	Hp Elite Desktop Computer, Elite Desk 800G1 Twr -3 PCS	2014-15				2,16,564
Blue Star Limited	Server Make: Hp Model: MI350Eg8 - 2 PCS	2014-15				7,29,480
Blue Star Limited	12U Wall Mountable Network Rack, Valrack - 2 PCS	2014-15				21,898
Blue Star Limited	IP Based Fixed Camera, infinova, Model : V6202- T 0220- 12 PCS	2014-15				6,38,448
Blue Star Limited	IP Based Ptz Camera, infinova, Model : V1700N- Ne2 Series	2014-15				1,77,552
Blue Star Limited	Manageable L2 Switch 24 Port 10/100/1000 MbPS with 02 Sfp Ports, Make: Matgear - 4 PCS	2014-15				1,16,816
Blue Star Limited	Online UPS (1 KVA), Numeric, Model : Digital Hp Max 1000 - 2 PCS	2014-15				65,626
Blue Star Limited	Online UPS (2 KVA), Numeric, Model : Digital Hp Max 2000	2014-15				49,219
Blue Star Limited	Led Tv 48inch, Samsung, Model : Ua48H4240Ar	2014-15				59,063
Blue Star Limited	infinova Network Management Software Compatible with Windows 2007/2008, infinova	2014-15				1,71,393
Blue Star Limited	Lan Switch 8 Port - 10 PCS	2014-15				9,400
Blue Star Limited	Lan Switch, 16 Port	2014-15				2,840
Elcome Technologies Pvt. Ltd.	Liscad Software Ver. 10	2014-15				3,85,662
Excel Marketing Siliguri	Non-Clog Submersible Pump-Motor Set, Make: KSB, Model: Krt K 200-401/654Ug1-P - 2 PCS	2014-15				2,69,850
Excel Marketing Siliguri	KSB Make Submersible Pump Model Krte-150-401/ 504-384, 65 Hp with Suitable Control Panel - 2 PCS	2014-15				1,68,871
Excel Marketing Siliguri	Submersible Pump 90 Kw-KSB&Krtk150-401/954Ung1-K	2014-15				1,56,744
Godrej & Boyce Mfg. Co. Ltd.	1 Tier Longspan System, 2710 Mm X 1000 Mm X 1300 Mm	2014-15				7,02,202
Godrej & Boyce Mfg. Co. Ltd.	Multiflex System, 915 Mm X 495 Mm X 495 Mm	2014-15				1,84,831
Godrej & Boyce Mfg. Co. Ltd.	Tubular Pallets(1200 X 1200 X 155Mm)	2014-15				2,71,390




Party	Asset/Work	Year of actual capitalisation	Original Liability	Liability as on 31.03.2014	Discharge in 2014-15	Liability as on 31.03.2015
Haryana Furniture	Pvc Cushioned Chair (Supreme Ornate)- 40 PCS	2014-15				94,000
Protech Computers	Server Make :Hp Model MI350Eg8 - 2 PCS	2014-15				1,17,566
Victor Industries	Steel Almirah Small Size 50 X 30 X 17 office Type - 40 PCS	2014-15				3,02,280
JT. COMMISSIONER, SALES TAX DEPARTMENT	Provision for Sales tax demand	2014-15				2,689
						84,84,090
Total (A+B+C)				1,46,80,31,065	28,34,86,658	1,19,30,28,497

For Lodha & Co
Chartered Accountants
FRN No. 301051E



Partner : H. K. Verma
M. No. 055104

For NHPC Limited



G. Gokhale
(Comml.)
Commercial Division

176

Appendix-I to Form-16 (for period 2014-15)

Liability Flow Statement as on COD (EDC Part)

Name of Petitioner: NHPC Limited
 Name Of Power Station: Teesta Low Dam-III Power Station
 COD: 01.04.2013 (Two units), 01.05.2013 (One unit), 19.05.2013 (Fourth unit- Last unit)

(Amount in ₹)

Sl.No.	Supplier	Name of Work / Assets	Balance as on 31.03.2014	Discharge during the FY2014-15	Balance as on 31.03.2015
1	TASHI BHUTIA	Construction of alternative road to Deorali Village from RD 1031.33 M to 2220.56 M	3,780	3,780	-
2	GONIP CONSTRUCTION CO.	Construction of community hall at rambi village by NHPC, TLDP-III	63,194	63,194	-
3	JOHN LEPCHA	Providing protection work on the left bank of Raily Khola below Nazuk Basti	10,479	10,479	-
4	KRISHNA GUPTA	Hydro-meteorological works for TLDP-III monsoon period (02.11.10 to 01.02.11)	1,193	1,193	-
5	PREM GUPTA	Providing Protection wall along NH-31 A from RD 25.81 KM to RD 25.96 KM at Upstream of Gaikhola	1,98,950	1,98,950	-
6	PREM GUPTA	Providing Protection Wall along NH-31 A from RD 24.00 KM to RD 24.102 KM at Upstream of Gaikhola	37,709	37,709	-
7	PREM GUPTA	Providing Protection Wall along Gail Khola Village/ Bazar near NH-31A (RD 0.00 to RD 230.00M), TLDP-III, Rambi?	2,184	2,184	-
8	S.T.I.- SAMCO ROPEWAY	Compensation for shifting of Bailey Bridge	23,05,141	-	23,05,141
9	BINOD CHANDRA BHUJEL	Providing Bamboo Railing / Fencing at the top of Left bank of Barrage at TLDP-III	1,178	1,178	-
10	DARPAN CONSTRUCTION CO.	PROVIDING ASSISTANCE FOR SURVEY	8,238	8,238	-
11	DARPAN CONSTRUCTION CO.	Providing assistance work for survey work at TLDP-III for year 2011.12	9,791	9,791	-
12	DARPAN CONSTRUCTION CO.	Construction of foundation of switchyard equipment at NJP end	17,666	17,666	-
13	GARGO TRADERS	Development of garden at Kendriya Vidyalaya, Sector-A	9,309	9,309	-
14	GARGO TRADERS	Construction of Primary School building at Malidhura, Darjeeling	1,05,953	1,05,953	-
15	GARGO TRADERS	Colony maintenance like painting,renovation of club,HospitalBuilding,Office Building and other misc. works of TLDP III Colony	3,30,924	3,30,924	-
16	GARGO TRADERS	Construction of School Building at Malidhura,Darjeeling	39,152	39,152	-
17	GONIP CONSTRUCTION CO.	Providing,fitting of grill in window and wire in the School Building	3,000	3,000	-
18	GONIP CONSTRUCTION CO.	Construction of community hall at rambi village by NHPC, TLDP-III, Rambi.	76,712	76,712	-
19	GREEN VALLEY CONSTRUCTION		1,478	1,478	-
20	GREEN VALLEY CONSTRUCTION	Providing Services of Hydro-meteorological works for TLDP-III.	10,405	10,405	-
21	GREEN VALLEY CONSTRUCTION	Providing services of Reservoir monitoring works for TLDP-III.	3,231	3,231	-
22	KAMAL ACHARYA	Construction of quarry road at Peshok Jhora near Teesta Bazar, TLDP-III.	5,173	5,173	-
23	DOLPHIN CONSTRUCTION	Electrification of Reang Police Post, Rambi	1,848	1,848	-
24	CHANDRA BAHADUR PRADHAN & SONS	Hiring of 1no DG set along with operator for a period 13.11.2010 to 12.02.2011	3,554	3,554	-
25	CHANDRA BAHADUR PRADHAN & SONS	P/L PCC over stone pitching/soling area at 29th mile village along the Teesta River from RD 97 mtrs. To 170 mtrs. (EL 203.30 m) TLDP III	9,382	9,382	-
26	C.B. ENTERPRISE	Architectural & Structural consultancy	14,500	14,500	-
27	DARPAN CONSTRUCTION CO.	PROVIDING PROTECTION WALL ALONG THE QUARRY ROAD AT RABI JHORA TLDP-III	23,305	23,305	-
28	GHANSHYAM CHHETRI	Keeping of Power House of TLDP-III, by engaging skilled worker (Electrician) and Unskilled worker (Helper)	10,397		-



177



29	TEAM TEST HOUSE	Analysis of water, air quality and noise level at TLDP-III site	7,500	7,500	-	
30	MAHAKALI STORES		1,080	1,080	-	
31	STEEL AUTHORITY OF INDIA LTD-SILLIGURI	SUPPLY OF STEEL	3	3	-	
32	STEEL AUTHORITY OF INDIA LTD-SILLIGURI	SUPPLY OF STEEL	6	6	-	
33	INFINITY		1,050	1,050	-	
34	KAMAKHYA ENTERPRISE		0	71,784	71,784	-
35	KAMAKHYA ENTERPRISE	Running and maintenance of Site Office at 27th Mile , TLDP-III, Rambh	25,987	25,987	-	
36	KAMAKHYA ENTERPRISE	Service contract for Running and Maintenance of VIP Guest house and Executive Field Hostel (Type II, III, IV & IV Spl.) at Sector-F, TLDP-III, Rambh.	41,114	41,114	-	
37	KAMAKHYA ENTERPRISE	R & M of Site Office at 27th Mile	3,803	3,803	-	
38	AM NARAYAN PRADHAN		0	796	796	-
39	ASHIS GHOSH	Plantation at Slope of approach road to 27th mile (site office) and dumping site near simplex office.	673	673	-	
40	BABA LOKNATH CATERING SERVICES		0	22,934	22,934	-
41	BABA LOKNATH CATERING SERVICES	Running and Maintenance of VIP Guest House, Executive field Hostels (Type-II & Type-III) and Type-IV (Spl) at Sector -F	210	210	-	
42	BIKRAM CHHETRI	Construction of Drainage system in upper Kamjor Village by TLDP-III	12,860	12,860	-	
43	BINOD CHANDRA BHUJEL	Upgradation of water supply at Sepkhola village by TLDP-III, Rambh	34,929	34,929	-	
44	BINOD CHANDRA BHUJEL	Construction of toilet at Suruk Mandodari High School at Suruk by TLDP-III.	16,263	16,263	-	
45	BINOD CHANDRA BHUJEL	Providing Water supply from Sherpa Jhora to Upper Chotta Suruk in left bank of TLDP-III.	54,559	54,559	-	
46	BINOD CHANDRA BHUJEL	Construction of road in cutting from Line Dara to Bara Suruk in the left Bank of TLDP-III (RD 0.0M to RD 4080.0M)?	46,332	46,332	-	
47	BINOD CHANDRA BHUJEL	Providing water supply at Sinji Bhaktimaya Primary School in left bank of TLDP-III	46,948	46,948	-	
48	DARPAN CONSTRUCTION CO.		0	878	878	-
49	DARPAN CONSTRUCTION CO.	Running and maintenance of central store, TLDP-III, Rambh.	23,120	23,120	-	
50	DARPAN CONSTRUCTION CO.	Manual unloading and stacking of steel at central store, TLDP-III, Rambh Bazar.	10,907	10,907	-	
51	DARPAN CONSTRUCTION CO.	Painting of Road side protection wall & parapet wall at different portion at Sector-A,C & F, Rambh.	4,962	4,962	-	
52	DARPAN CONSTRUCTION CO.	Running and maintenance of Central store, TLDP-III, Rambh.	16,069	16,069	-	
53	DARPAN CONSTRUCTION CO.	Renovation of Meter Room Shed near Samco Ropeway at 27th mile, TLDP-III Rambh.	3,222	3,222	-	
54	DARPAN CONSTRUCTION CO.	Manual unloading and stacking of cement at Central store, Rambh, TLDP-III.	24,731	24,731	-	
55	DARPAN CONSTRUCTION CO.	Construction of Apang Bhawan for Physically Handicapped at Kalipong by TLDP-III	16,362	16,362	-	
56	DARPAN CONSTRUCTION CO.	PCC cladding over the existing wire crate protection wall along Teesta Bazar/Village from RD 0.0 M to RD 237.90 M (near play Ground) D/Stream of Peshok Jhora at Teesta Bazar, TLDP-III	45,616	45,616	-	
57	DARPAN CONSTRUCTION CO.	Providing Protection wall along at Teesta Bazar/Village from RD 279.50 M to RD 354.250 M U/stream of New Teesta Bridge, TLDP-III	26,085	26,085	-	
58	DARPAN CONSTRUCTION CO.	Internal painting & misc. Sanitary fitting of Type-III Ctr. No. 03 & 04 at Sector-F Colony, TLDP-III	3,640	3,640	-	




59	DARPAN CONSTRUCTION CO.	Providing fencing around magazine house, Installation arrangement for fire extinguisher & sign board and miscellaneous work near magazine house at store complex sector-A TLDP-III, Rambli.	7,466	7,466	-
60	DARPAN CONSTRUCTION CO.	Construction of CISF Barrack by renovation of existing cement godown at Store Complex, Sector-A, TLDP-III	90,839	90,839	-
61	DARPAN CONSTRUCTION CO.	Manual unloading & stacking of cement (8500 MT) at central store, TLDP-III, Rambli.	19,731	19,731	-
62	DARPAN CONSTRUCTION CO.	Providing Miscellaneous water supply fittings (Repair works) in water supply distribution system from Sector-A to Sector- F of TLDP-III colony, Rambli.	8,047	8,047	-
63	DARPAN CONSTRUCTION CO.	Running and Maintenance of Central Store, TLDP-III, Rambli	17,032	17,032	-
64	DARPAN CONSTRUCTION CO.	Manual unloading and stacking of steel at Cement stores, TLDP-III, Rambli.	2,564	2,564	-
65	DARPAN CONSTRUCTION CO.	Manual unloading and stacking of steel at Central store, TLDP-III, Rambli.	2,379	2,379	-
66	DARPAN CONSTRUCTION CO.	Construction of Community hall at Lower Rolak Busty, P.O. Lohapul by TLDP-III, Rambli	31,484	31,484	-
67	DARPAN CONSTRUCTION CO.	Providing protection wall to support the building plinth and other misc. work in and around type II (P) Qtr. No. 1 to 4 at Sector-F, TLDP-III.	19,927	19,927	-
68	DARPAN CONSTRUCTION CO.	Construction of stage at Kendriya Vidyalaya, Sector A, TLDP III, Rambli Bazar, Dist. Darjeeling	31,524	31,524	-
69	DARPAN CONSTRUCTION CO.	Running and Maintenance of Dispensary, TLDP-III, Rambli	13,142	13,142	-
70	DARPAN CONSTRUCTION CO.	Restoration of Damaged Houses due to earthquake on 18.09.2011 in villages at proximity of NHPC, TLDP-III, Rambli.	32,459	32,459	-
71	DARPAN CONSTRUCTION CO.	Clearing of Shrubs/jungles by cutting and removing from right bank of Reservoir area of TLDP-III	13,284	13,284	-
72	DARPAN CONSTRUCTION CO.	Providing and Fixing of good quality polythene sheet to cover the slide area at NH-31A, 27th mile for protection of the area from rain water at TLDP-III, Rambli	4,558	4,558	-
73	DARPAN CONSTRUCTION CO.	Repairing of wall and drain at store complex, Sector-A, TLDP-III	16,440	16,440	-
74	DARPAN CONSTRUCTION CO.	Construction of 04 nos. Step drain and Protection Wall at EL 210.00 M to EL 212.00 M D/s of playground and valley side of Teesta Bazar near RD-15 (Drain-A), RD-55 (Drain-B), RD-130(Drain-C) and RD-260 (Drain-D)	1,38,250	1,38,250	-
75	DARPAN CONSTRUCTION CO.	Providing Protection wall near tail of reservoir i.e. Triveni RD 1200 M to RD 1260 M U/s of Peshok Jhora for reservoir Rim Treatment of TLDP-III	1,60,086	1,60,086	-
76	DARPAN CONSTRUCTION CO.	Development of Play ground and providing protection wall around the field of Playground in Tange Village by TLDP-III	23,469	23,469	-
77	DARPAN CONSTRUCTION CO.	Desmantling of 01 No stucture frame structure building at 29th mile village playground.	2,740	2,740	-
78	DARPAN CONSTRUCTION CO.	Renovation of Cremation Shed at Teesta Bazar by TLDP-III.	14,011	14,011	-
79	DARPAN CONSTRUCTION CO.	Repairing works in Central School (KV) like windows, doors and plastering including painting etc. at Sector-A, TLDP-III, Rambli.	19,690	19,690	-
80	DARPAN CONSTRUCTION CO.	Cleaning and maintenance of existing rain along old Deorali road from RD 0.0 Km (Junction of NH- 31A and old Deorali road) to 2.0 KM and New Deorali road from RD 0.0 KM (Junction of NH- 31A and access road to project site) to 2.2 KM towards Deorali villag	16,009	16,009	-
81	DARPAN CONSTRUCTION CO.	Site preparation road side from NH31A to 27th mile Project site of TLDP-III.	5,752	5,752	-




82	DARPAN CONSTRUCTION CO.	Removing of trash and bushes floating and stuck at few location from 28th mile to Gail khola area along right bank of reservoir area of TLDP-III	7,151	7,151	-	
83	DARPAN CONSTRUCTION CO.	Monitoring of 29th mile	4,283	4,283	-	
84	EVERGREEN CONSTRUCTION COMPANY		0	9,787	9,787	-
85	EVERGREEN CONSTRUCTION COMPANY	Repairing of false ceiling and part painting of internal wall of HOP's chamber and also providing C.C. work at roof slab above W.C. area at Sector-C Administrative Building, TLDP-III.	980	980	-	
86	EVERGREEN CONSTRUCTION COMPANY	Service contract for Running and Maintenance of Central School at Sector-A, TLDP-III, Rambli.	3,935	3,935	-	
87	EVERGREEN CONSTRUCTION COMPANY	Repairing of drain & retaining wall, road marking, painting of retaining wall along the road & security check post etc. at Sec-C, TLDP-III	10,451	10,451	-	
88	EVERGREEN CONSTRUCTION COMPANY	Construction of W.C. and Bath Room for CISF Personnel at Store Complex TLDP-III, Rambli.	719	719	-	
89	EVERGREEN CONSTRUCTION COMPANY	Renovation of pump house & collection tank including other misc. work for water supply at store area, Sector A, TLDP III, Rambli.	31,743	31,743	-	
90	EVERGREEN CONSTRUCTION COMPANY	Service contract for Running and Maintenance of Central School at Sector-A, TLDP-III, Rambli	9,488	9,488	-	
91	EVERGREEN CONSTRUCTION COMPANY	Repairing of collection tank at Sector-C, water pipe line from collection tank (Sector-C) to DG Shed (Sector-D1) and also repairing of water pipe line from 27th mile office towards water source (Up to NH-31A), TLDP-III, Rambli.	8,718	8,718	-	
92	EVERGREEN CONSTRUCTION COMPANY	Construction of 02 Nos. Septic tank (20 users & 50 users) with soak well & repair of sewage pipe line at Type-II(T) Qtr. No-01 to 03 and 04 to 09 at Sec-A, TLDP-III	15,908	15,908	-	
93	G S RAI	Providing assistance for carrying out drilling works (in drill rig 1) right bank of TLDP-III	7,401	7,401	-	
94	G S RAI	PROVIDING ASSISTANCE FOR CARRYING OUT DRILLING WORKS AT (DRILL RIG 2). RIGHT BANK OF TLDP-III	4,838	4,838	-	
95	G S RAI	PROVIDING SERVICES FOR ASSISTANCE OF SHIFTING DRILLING ACCESSORY AND MAKING APPROACH TO DRILLING LOCATIONS AT RIGHT BANK TLDP-III PROJECT.	4,557	4,557	-	
96	GARGO TRADERS	Providing protection wall along NH-31A from KM 26.85 to KM 26.93 (over a length of 80 M) near Lukbir Mandir on the bank of reservoir, TLDP-III.	92,000	92,000	-	
97	GONIP CONSTRUCTION CO.		0	46,626	46,626	-
98	GONIP CONSTRUCTION CO.	Providing operational services for Drivers, Helpers and Supervisor including upkeeping and cleaning of dept. vehicles for TLDP-III.	87,404	87,404	-	
99	GOPAL RAM SHAW		0	17,793	17,793	-
100	GREEN VALLEY CONSTRUCTION		0	26,233	26,233	-
101	JOHN LEPCHA		0	1,806	1,806	-
102	MAHALAXMI WEIGH BRIDGE	Weighment of cement & other miscellaneous items.	560	560	-	
103	MAHALAXMI WEIGH BRIDGE	Weighment of cement & other miscellaneous items	900	900	-	
104	MANIK ROY		0	13,816	13,816	-
105	NAVIN LAMA	Providing water supply in Yang Village and Gumbi Gapan Village in Samthar area left bank of TLDP-III.	41,915	41,915	-	
106	PRATIKSHA TAMANG	Providing one no. Bolero (WB-76-4571) along with driver on hire basis.		4,650	-	




107	PRATI KSHA TAMANG	Providing one no.Bolero (WB-76-4571) along with driver on hire basis.	4,650	4,650	-	
108	PRATI KSHA TAMANG	Providing one no.Bolero (WB-76-4557) along with driver on hire basis.	4,625	4,625	-	
109	PRATI KSHA TAMANG	PROVIDING ONE NO. M&M BOLERO ON HIRE BASIS BEARING REGISTRATION NO. WB76/4557 ALONG WITH DRIVER	2,299	2,299	-	
110	PREM GUPTA	Improvement of Buddhist Gumba at Labdah Division, Mungpoo, Dist:-Darjeeling	7,618	7,618	-	
111	S.S.CONSTRUCTION		0	34,854	34,854	-
112	S.S.CONSTRUCTION	Arrangement of gardeners for Type-IV (Special), Type-IV quarter, Plantation at Sector-F and supply of cow dung manure, insecticides, TLDP-III, Rambh	3,994	3,994	-	
113	S.S.CONSTRUCTION	Arrangement of Gardeners for Type -IV (Special), Type - IV Quarter, plantation at Sector-F TLDP-III, Rambh	771	771	-	
114	S.S.CONSTRUCTION	Providing gardening services in Sector-C (Administrative building) VIP Guest House (Sector-F) and Sector-A, TLDP-III, Rambh.	4,656	4,656	-	
115	S.S.CONSTRUCTION	Service contract for R&M of water supply from Sector-A to Sector-F, TLDP-III, Rambh	21,960	21,960	-	
116	S.S.CONSTRUCTION	Plantation near Project Colony, Office Complexes and Guest House of TLDP-III .	6,844	6,844	-	
117	SAKET BIHARI		0	5,000	5,000	-
118	SANCHITA CHAKRABORTY		0	4,000	4,000	-
119	SANCHITA CHAKRABORTY	Hiring of Maruti Van-WB-76-4400	1,000	1,000	-	
120	SANWARMALL AGRAWALA	Repair of protection wall by plum concrete & repair of drain at lower terrace of security check post from RD 36.20 m to RD 52.70 m at colony area of Sector-F, TLDP-III, Rambh.	9,626	9,626	-	
121	SANWARMALL AGRAWALA	Construction of 01 No. View Point at RD 6.50 Km (RD 6.0 Km at Shimle Check Post) towards Mungpoo by TLDP-III.	6,857	6,857	-	
122	SRI MAHAKAL BABA ENTERPRISES	Providing and laying WBM and Bituminous carpeting with parapet on NH-31A at the portion between KM 20.40 and KM 20.60 .	80,034	80,034	-	
123	CHAITALI SAHA		0	20,300	20,300	-
124	GHANSHYAM CHHETRI	Work order for providing of o&M of electrical system of 27th mile site office TLDP-III by engaging three nos. of skilled and one no. of unskilled manpower	5,814	5,814	-	
125	GHANSHYAM CHHETRI	Up-Keeping of Power House of TLDP-III, by engaging skilled worker (Electrician) and Unskilled worker (Helper)	12,734	12,734	-	
126	JAI JALANDHAR COMPANY	Construction of ladies toilet at Daragawn Village and Krishnagram Village in Teesta Bazar area by TLDP-III.	20,476	20,476	-	
127	KANCHANJANGHA CONSTRUCTION & CO		0	7,086	7,086	-
128	SUNRISE ENTERPRISE		0	1,179	1,179	-
129	SUNRISE ENTERPRISE	Providing crate wall from RD 50m to RD 75m u/s of Geilkhola on account of widening of existing protection wall.	23,839	23,839	-	
130	SUNRISE ENTERPRISE	Monitoring of Gail khola village	1	1	-	
131	TISTA RIVER CONSTRUCTION COMPANY	Construction of Limbu Cultural Centre at Pudung Basty, Kalimpong by TLDP-III	20,752	20,752	-	
132	TISTA RIVER CONSTRUCTION COMPANY	Protection Wall along right bank of River Teesta near Holy place Tribeni at tail of reservoir TLDP-III, RD 1400 M to RD 1510M US from Peshok Jhora bridge	1,36,394	1,36,394	-	
133	TISTA RIVER CONSTRUCTION COMPANY	Raising RRT protection wall up to EL 211.00 M at 29th mile from RD 0.00M to RD 570.00M and barbed wire fencing on the wall for safety of children, cattle etc	1,17,383	1,17,383	-	
134	TISTA RIVER CONSTRUCTION COMPANY	Construction of Parapet wall along NH-31A Near Rabi Jhora bend (200.00M) between Rabi Jhora and Geilkhola at Lukbir (200.00M) and near culvert 29th mile towards Siliguri (100.00M)	26,650	26,650	-	



135	MD. AHID	HIRING OF ONE NO M&M SCORPIO ALONG WITH DRIVER	2,550	2,550	-
136	MD. AHID	HIRING OF ONE NO M&M SCORPIO ALONG WITH DRIVER	12,617	12,617	-
137	MD. AHID	Providing one no.M&M Scorpio bearing reg no. WB-74K-7617 along with driver on hire basis.	6,250	6,250	-
138	MD. AHID	HIRING OF ONE NO M&M SCORPIO ALONG WITH DRIVER	12,008	12,008	-
139	SUKDEO CHETTRI	Tr. Of EMD to Security Deposit	1,11,000	1,11,000	-
140	SUKDEO CHETTRI	Providing Protection wall along the road to Teesta Bazar/Village from RD 0.0 M to RD 100.0 M D/stream of new Teesta Bridge, TLDP-III	1,53,456	1,53,456	-
141	PRAWEEEN MISHRA	Providing one no. M&M Bolero (2009 model) on hire basis bearing Registration No. WB 74Q/2801 along with Driver.	8,606	8,606	-
142	KANCHANJUNGA ENTERPRISES	Repair of terrace, plinth protection, drain, rain water pipe & soil/vent pipe for residential quarters Type-II (P) No.01 to 12 at Sector-A colony, TLDP-III, Rambli	14,822	14,822	-
143	KANCHANJUNGA ENTERPRISES	Construction of Bus Stop near main gate of Sector-F colony by TLDP-III, Rambli	8,581	8,581	-
144	KANCHANJUNGA ENTERPRISES	Extension of Agamsingh Giri Junior High School at Mungpoo by TLDP-III	35,987	35,987	-
145	KANCHANJUNGA ENTERPRISES	Service contract for Running and Maintenance of colony including jungle cutting, sweeping and cleaning of drains & roads of Sector-A, TLDP-III, Rambli	25,073	25,073	-
146	KANCHANJUNGA ENTERPRISES	Service contract for Running and Maintenance of colony including jungle cutting, sweeping and cleaning of drains & roads of Sector-F, TLDP-III, Rambli.	22,336	22,336	-
147	KANCHANJUNGA ENTERPRISES	Running and Maintenance of Central Store, Rambli, TLDP-III	10,146	10,146	-
148	KANCHANJUNGA ENTERPRISES	Renovation of Mungpoo Divisional Primary School Mungpoo by TLDP-III.	9,715	9,715	-
149	KANCHANJUNGA ENTERPRISES	Grading of roof of Qtr. No. Type-I (P) Qtr. No. 8,11 & 12 and miscellaneous repair works in T-II (P) Qtr. No. 8, 9, 10 & 12 at Sector-F, TLDP-III.	10,074	10,074	-
150	MD. ALI	Providing one no.M&M Bolero-SLX (WB-74Q-6858) along with driver on hire basis.	2,014	2,014	-
151	CHANDRA BAHADUR PRADHAN & SONS	Construction of step drain for safeguard of protection wall under reservoir area of TLDP-III near RD 540.0 M of 29th mile.	19,253	19,253	-
152	UNITED DIESEL	0	2,727	2,727	-
153	DIPEN MANGAR THAPA	Providing one no.M&M Bolero (WB-76-6896) along with driver on hire basis.	595	595	-
154	AGAM HINGMANG	Providing one no. Maruti Van (Ambulance) bearing Registration No. WB -73C-1041 (2011 model) along with driver	7,266	7,266	-
155	MANDA TAMANG	Providing one no. M&M Bolero-SLX (WB-74U-0552) along with Driver on hire basis.	1,225	1,225	-
156	RAMESH KUMAR THAPA	Providing one no. M&M Bolero Plus bearing Reg. No. WB-73C-6679 along with driver on hire basis.	2,219	2,219	-
157	RAJEN PRADHAN	Providing one no. M&M Bolero bearing Reg. No. WB-74Z-4681 along with driver on hire basis.	3,075	3,075	-
158	KRISHNA BAHADUR CHHETRI	Providing one no. M&M Bolero bearing Reg. No. WB-74Z-7609 along with driver on hire basis.	3,075	3,075	-
159	NORTHEAST FRONTIER RAILWAY	Rent for Railway Siding	21,67,433	-	21,67,433
160	DIGITECH	Repair of Computers	4,850	4,850	-
161	AM NARAYAN PRADHAN	Hiring of Vehicle at TLD III PS	32,741	32,741	-
162	BHARTI AIRTEL LTD	Telephone Bill	1,411	1,411	-
163	CONVETARY TRADERS PVT LTD.	Transportation of steel from SAIL yard	12,867	-	12,867
164	CONVETARY TRADERS PVT LTD.	Manual Transportation of cement	1,85,858	1,85,858	-
165	CONVETARY TRADERS PVT LTD.	Transportation of Cement & Steel to TLD III PS	1,14,555	-	1,14,555



166	DARPAN CONSTRUCTION CO.	LIABILITY FOR SEPTEMBER 10.	54,245	54,245	-
167	DARPAN CONSTRUCTION CO.	Manual unloading & stacking of cement (8500 MT) at central store, TLDP-III, Rambli.	15,625	15,625	-
168	DOCUTECH	Supply of IT Items	7,989	7,989	-
169	GARGO TRADERS	Constr of School Building at Malidhura	980	980	-
170	GONIP CONSTRUCTION CO.	Construction of community hall at rambi	52,153	52,153	-
171	GONIP CONSTRUCTION CO.	MIG/TB/INV/114/424	67,527	67,527	-
172	GREEN VALLEY CONSTRUCTION	Testing of Concrete and concrete materia	41,785	41,785	-
173	HIMANDRI CONSTRUCTION CO.	P/wall at krishnagram RD 130M to 325M	1,17,605	-	1,17,605
174	KAMAL ACHARYA	Providing protection wall along NH-31A f	1,38,414	1,25,645	12,769
175	KENDRIYA VIDYALAYA RAMBI SCHOOL FUND ACCOUNT	Pay & Allowance expenditure of KV, Rambli ofr the period Decl 2012 to Mar 2013	3,125	3,125	-
176	KHOKAN MOTORS WORKS (P) LTD.	Repairing of Departmental Vehicles	8,729	8,729	-
177	KRISHNA GUPTA	EXPENDITURE INCURRED ON MAINTENANCE / CREATION OF FACILITIES NOT CONTROLLED BY COMPANY	1,203	1,203	-
178	PRATIKSHA TAMANG	HIRING OF M&M BOLERO(WB76/4557)	13,934	-	13,934
179	PREM GUPTA	Providing Protection Wall along NH-31 A	3,61,122	-	3,61,122
180	PREM GUPTA	Providing Protection Wall along Gail Kho	1,43,210	-	1,43,210
181	S.S.CONSTRUCTION	Plantation at Sector - D1 (D. G.Set)	14,335	14,335	-
182	S.S.CONSTRUCTION	Providing RCC slab over water tank	2,792	2,792	-
183	S.S.CONSTRUCTION	Repair of protection wall from RD 41.80 to RD 70.00 (RD0.00 at entrance gate of T-IV Spl Qtr) and RD 49.0 to RD 65.00 (RD 0.00 at main entrance gate of Sector-F colony) and miscellaneous work around T-IV Qtr. at Sector-F. TLDP-III	16,725	16,725	-
184	WBSEDCL, HYDEL HEAD QUARTERS	Electricity Bill for TLD III PS	1,65,232	1,65,232	-
185	CHAITALI SAHA	Hiring of Vehicle at TLD III PS	13,988	13,988	-
186	DOLPHIN CONSTRUCTION	Operation & Maintenance of Electrical Sy	6,596	6,596	-
187	DOLPHIN CONSTRUCTION	O & M of 500KVA, 11/0.433 KV Substation a	8,000	8,000	-
188	MANDA TAMANG	Hiring of Bolero-SLX (WB-74U-0552)	22,785	22,785	-
189	DARJEELING KRISHI VIGYAN KENDRA	CSR work through DARJEELING KRISHI VIGYAN KENDRA	19,540	19,540	-
190	EVERGREEN CONSTRUCTION COMPANY	Service contract for Running and Maintenance of Central School at Sector-A, TLDP-III, Rambli	719	719	-
191	BD Engineering Company	Refilling of fire extenguishers	68	68	-
192		Liability for stale cheques	24,000	24,000	-
193		Liability for stale cheques	30,298	30,298	-
194	OTHER EXPENSES PAYABLE TO EMPLOYEES		1,31,444	1,31,444	-
195	EMPLOYEES CONTRIBUTION TOWARDS		19,357	19,357	-
196	Employees Remuneration & Benefits	PROVISION FOR PRP- EXECUTIVE	71,13,571	71,13,571	-
197	Employees Remuneration & Benefits	PROVISION FOR PRP- SUPERVISOR	13,17,972	13,17,972	-
198	Employees Remuneration & Benefits	PROVISION FOR PLGI - WORKMAN	34,08,478	34,08,478	-
199	Employees Remuneration & Benefits	PROVISION FOR COMPANY'S OVERALL PERFORMANCE BASED REWARD - WORKMAN	6,81,800	6,81,800	-
200	PROVISION FOR CONSTRUCTION STORES	Provision for unusable condition of Kurichu materials	25,18,368	84,434	24,33,934
		Total	2,51,56,289	1,74,73,719	76,82,570



Liability Flow Statement (FY2015-16)

Name of the Petitioner : NHPC LIMITED

Name of the Generating Station : Teesta Low Dam - III Power Station

(Amount in ₹)


Party	Asset/Work	Year of actual capitalisation	Liability as on 31.03.2015	Discharge in 2015-16	Liability as on 31.03.2016
A. Liability pertains to COD i.e. 19.05.2013					
PATEL ENGINEERING LTD.	(410601) Major Civil Works (Lot TL-1)	2013-14	4,64,68,669	1,03,15,117	3,61,53,552
TEXMACO RAIL & ENGINEERING LTD	(410608) Major HM Works (Lot-3)	2013-14	2,50,05,883	15,60,102	2,34,45,781
ANDRITZ HYDRO PVT. LTD.	(410701) Major E & M Works (Lot-2)	2013-14	7,46,51,691	5,60,33,448	1,86,18,243
DARPAN CONSTRUCTION CO.	(410301) Construction of DG Building Extension for the Fuel Tank at TLDP- III	2013-14	17,814	-	17,814
GARGO TRADERS	(410321) Internal electrification at VIP Guest House, Sector-F	2006-07	2,544	2,544	-
P & R ENGINEERING SERVICE	(410605) Erection of Penstock	2013-14	2,92,328	-	2,92,328
MEGHALAYA CEMENT LTD.	(410601) SUPPLY OF CEMENT	2013-14	2,42,122	2,42,122	-
DOLPHIN CONSTRUCTION	(410326) Electrification work of CISF Barrack, Kitchen, WC & Bath, TLDP-III, Rambi	2013-14	2,120	2,120	-
THE INDIA CEMENT LIMITED	(410601) SUPPLY OF CEMENT	2013-14	1,92,397	1,92,397	-
MILLENIUM CEMENT CO.PVT. LTD.	(410601) SUPPLY OF CEMENT	2013-14	16,62,958	-	16,62,958
KANCHANJUNGA ENTERPRISES	(410601) Removal of balance approach road material from hill side of intake U/s at TLDP-III	2013-14	7,204	7,204	-
SRINIWAS AGARWAL	(410601) Hiring of Equipment for clearing of Muck/Debris in U/s of intake for reservoir filling at Teesta Low Dam (stage-III) Project (132MW)	2013-14	2,695	2,695	-
PINNACLE CONSTRUCTION SOLUTION	(410301) Treatment of leakage from D-Line wall of power House at EL 184.50 M Wall by Chemical Grouting at TLDP-III	2013-14	26,808	-	26,808
PROVISION FOR OTHER EXPENSES	(410601) Provision for Sales tax demand	2013-14	1,39,68,622	-	1,39,68,622
PROVISION FOR OTHER EXPENSES	(410601) Provision against arbitration award against the company	2013-14	76,25,73,320	-	76,25,73,320




Party	Asset/Work	Year of actual capitalisation	Liability as on 31.03.2015	Discharge in 2015-16	Liability as on 31.03.2016
S.T.I.- SAMCO ROPEWAY	Compensation for shifting of Bailey Bridge	EDC 2013-14	23,05,141	-	23,05,141
NORTHEAST FRONTIER RAILWAY	Rent for Railway Siding	EDC 2013-14	21,67,433	21,67,433	-
CONVETARY TRADERS PVT LTD.	Transportation of steel from SAIL yard	EDC 2013-14	12,867	12,867	-
CONVETARY TRADERS PVT LTD.	Transportation of Cement & Steel to TLD III PS	EDC 2013-14	1,14,555	1,14,555	-
HIMANDRI CONSTRUCTION CO.	P/wall at krishnagram RD 130M to 325M	EDC 2013-14	1,17,605	1,17,605	-
KAMAL ACHARYA	Providing protection wall along NH-31A f	EDC 2013-14	12,769	12,769	-
PRATIKSHA TAMANG	HIRING OF M&M BOLERO(WB76/4557)	EDC 2013-14	13,934	13,934	-
PREM GUPTA	Providing Protection Wall along NH-31 A	EDC 2013-14	3,61,122	3,61,122	-
PREM GUPTA	Providing Protection Wall along Gail Kho	EDC 2013-14	1,43,210	1,43,210	-
PROVISION FOR CONSTRUCTION STORES	Provision for unusable condition of Kurichu materials	EDC 2013-14	24,33,934	24,33,934	-
Sub-Total (A)			93,27,99,745	7,37,35,178	85,90,64,567
B. Liability pertains to Add Cap FY2013-14 {i.e from COD (19.05.2013) to 31.03.2014}				-	
TECHNO TRADE	(410704) Increase of elevation of suction pipe line of primary cooling water system inside all the draft tube	2013-14	1,07,356	1,07,356	-
PAVE INFRASTRUCTURE PRIVATE LIMITED	(410304) Internal electrification of proposed 2nd floor of Administrative office building at Sector-C	2013-14	12,162	-	12,162
M B TRADERS	(411701) SUPPLY OF FURNITURE	2013-14	17,321	-	17,321
SRINIWAS AGARWAL	(410304) Extension of Administrative building at Sector-C, TLDP-III	2013-14	98,735	98,735	-
S.N.INTERIORS	(411701) SUPPLY OF FURNITURE FOR POWER HOUSE	2013-14	7,881	7,881	-
ALSTOM T&D INDIA LTD.	(410701) SUPPLY OF RTU SYSTEM	2013-14	2,64,502	-	2,64,502
PINNACLE CONSTRUCTION SOLUTION	(410605) Strengthening of junction of steel liner and concrete in penstock by chemical grouting for penstock I & II at LTD-III PS	2013-14	10,000	-	10,000



Party	Asset/Work	Year of actual capitalisation	Liability as on 31.03.2015	Discharge in 2015-16	Liability as on 31.03.2016
PINNACLE CONSTRUCTION SOLUTION	(410605) Inside treatment of leakage of penstock and concrete joints by chemical grouting at unit no: III and IV	2013-14	5,000	-	5,000
ABR ENGINEERING	(410704) Covering of 250 NB installed pipe line by cementitious grouting material in all the drat tube	2013-14	46,863	46,863	-
NAMZEE CONSTRUTION	(410601) Drilling/Fixing of Bolt (36mm) and Dowels (16mm) by HILTI Diamond Core Cutting/HILTI RE-500 require for repair of sill beams in spillways of barrage bays no. S-7, S-6 and S-5 of TLD-III Power Station	2013-14	15,000	-	15,000
JT. COMMISSIONER, SALES TAX DEPARTMENT	(410601) Provision for Sales tax demand	2013-14	9,49,261	-	9,49,261
JT. COMMISSIONER, SALES TAX DEPARTMENT	(410301) Provision for Sales tax demand	2013-14	5,11,140	-	5,11,140
PATEL ENGINEERING LTD.	(410301) Provision against arbitration award against the company in r/o Lot TL-1 (Civil) works	2013-14	24,30,38,246	-	24,30,38,246
TEXMACO RAIL & ENGINEERING LTD	(410608) Provision on a/c of cost compensation claim recommended by the standing committee in r/o LOT-3 (HM)	2013-14	66,61,195	-	66,61,195
Sub-Total (B)			25,17,44,662	2,60,835	25,14,83,827
C. Liability pertains to Add Cap -2014-15					
Evergreen Enterprise	Construction of DG Room at Sector-F at TLD III PS	2014-15	3,40,469	3,40,469	-
Ghanshyam Chhetri	Balance Work of SO Rooms for CISF (Temp)	2014-15	1,50,491	1,50,491	-
Kanchanjunga Enterprises	Additional Work in Colony Roads by Metalling And Providing Premix Carpeting at Sector-F, TLD III PS	2014-15	2,01,771	2,01,771	-
Kanchanjunga Enterprises	Construction of Temporary Accomodation for SOS at CISF Barrack	2014-15	4,33,453	3,52,055	81,398
Prem Gupta	Construction of New Water Tank at Store Complex (Sector-A) for Water Supply at Colonies	2014-15	2,86,283	2,73,294	12,989
Puran Rai	Additional Work in Colony Wall of Permanent Qtrs at Sec-A	2014-15	58,179	-	5,58,529



Party	Asset/Work	Year of actual capitalisation	Liability as on 31.03.2015	Discharge in 2015-16	Liability as on 31.03.2016
S.S.Construction	Providing GI Pipe Line (65Mm) From Stote Complex, Sector-A To Sector-F Through Sec-C for Water Supply	2014-15	7,66,571	7,66,571	-
Sriniwas Agarwal	Construction of Main Gate at "O"Point And Near 33 Kv Building To Across Road From Nh31A To Barrage	2014-15	2,28,866	2,28,866	-
Ajay Furniture	L Type Box Cover with 2 Side Open System 19Mm Prelaminated Wood Size(102 inchx42 inchx12 inch)	2014-15	27,366	27,366	-
Ajay Furniture	19 Mm Wooden Almirah of Size(96 inchx72 inchx24 inch) Water Proof Board.	2014-15	1,23,546	1,23,546	-
Ajay Furniture	19 Mm Wooden Duct Box Size 72X 36X 36	2014-15	36,468	36,468	-
Ajay Furniture	19 Mm Wooden Sitting Box Size 180 X 20X 15 with Locker	2014-15	59,025	59,025	-
Bengal Trading Co.	Alluminium Ladder Self Supporting Type Closed 21 Feet, Opened 37 Feet	2014-15	1,56,865	1,56,865	-
Bengal Trading Co.	Electrical Siren Horizontal Double Mounting, 3Ph, 5Hp, 440V, 2800Rpm, 50Hz, Audible Range-8Kms, E3D-800 - 4 PCS	2014-15	2,00,003	2,00,003	-
Blue Star Limited	Hp Elite Desktop Computer, Elite Desk 800G1 Twr -3 PCS	2014-15	2,16,564	2,16,564	-
Blue Star Limited	Server Make: Hp Model: M1350Eg8 - 2 PCS	2014-15	7,29,480	4,64,605	2,64,875
Blue Star Limited	12U Wall Mountable Network Rack, Valrack - 2 PCS	2014-15	21,898	21,898	-
Blue Star Limited	IP Based Fixed Camera, infinova, Model : V6202- T 0220- 12 PCS	2014-15	6,38,448	6,38,448	-
Blue Star Limited	IP Based Ptz Camera, infinova, Model : V1700N- Ne2 Series	2014-15	1,77,552	1,77,552	-
Blue Star Limited	Manageable L2 Switch 24 Port 10/100/1000 MbPS with 02 Sfp Ports, Make: Matgear - 4 PCS	2014-15	1,16,816	1,16,816	-
Blue Star Limited	Online UPS (1 KVA), Numeric, Model : Digital Hp Max 1000 - 2 PCS	2014-15	65,626	65,626	-
Blue Star Limited	Online UPS (2 KVA), Numeric, Model : Digital Hp Max 2000	2014-15	49,219	49,219	-
Blue Star Limited	Led Tv 48inch, Samsung, Model : Ua48H4240Ar	2014-15	59,063	59,063	-



Party	Asset/Work	Year of actual capitalisation	Liability as on 31.03.2015	Discharge in 2015-16	Liability as on 31.03.2016
Blue Star Limited	infinova Network Management Software Compatible with Windows 2007/2008, infinova	2014-15	1,71,393	1,71,393	-
Blue Star Limited	Lan Switch 8 Port - 10 PCS	2014-15	9,400	9,400	-
Blue Star Limited	Lan Switch, 16 Port	2014-15	2,840	2,840	-
Elcome Technologies Pvt. Ltd.	Liscad Software Ver. 10	2014-15	3,85,662	3,85,662	-
Excel Marketing Siliguri	Non-Clog Submersible Pump-Motor Set, Make: KSB, Model: Krt K 200-401/654Ug1-P - 2 PCS	2014-15	2,69,850	1,79,900	89,950
Excel Marketing Siliguri	KSB Make Submersible Pump Model Krte-150-401/ 504-384, 65 Hp with Suitable Control Panel - 2 PCS	2014-15	1,68,871	-	1,68,871
Excel Marketing Siliguri	Submersible Pump 90 Kw-KSB&Krtk150-401/954Ung1-K	2014-15	1,56,744	-	1,56,744
Godrej & Boyce Mfg. Co. Ltd.	1 Tier Longspan System, 2710 Mm X 1000 Mm X 1300 Mm	2014-15	7,02,202	6,39,039	63,163
Godrej & Boyce Mfg. Co. Ltd.	Multiflex System, 915 Mm X 458 Mm X 495 Mm	2014-15	1,84,831	1,84,831	-
Godrej & Boyce Mfg. Co. Ltd.	Tubular Pallets(1200 X 1200X 155Mm)	2014-15	2,71,390	2,71,390	-
Haryana Furniture	Pvc Cushioned Chair (Supreme Ornate)- 40 PCS	2014-15	94,000	94,000	-
Protech Computers	Server Make :Hp Model MI350Eg8 - 2 PCS	2014-15	1,17,566	-	1,17,566
Victor Industries	Steel Almirah Small Size 50 X 30 X 17 office Type - 40 PCS	2014-15	3,02,280	3,02,280	-
JT. COMMISSIONER, SALES TAX DEPARTMENT	(410601) Provision for Sales tax demand	2014-15	2,689	-	2,689
			84,84,090	69,67,316	15,16,774
D. Liability pertains to Add Cap -2015-16					
KANCHANJUNGA ENTERPRISES	Construction of officer'S Club Cum Training Hall at Sector-F, TLD III PS	2015-16			1,74,873
TISTA RIVER CONSTRUCTION COMPANY	Construction of Room Sheds(Temporary) for Visiting Service Engineers, Shift Duty Employee Etc.	2015-16			3,81,248
NATIONAL INSTITUTE OF ROCK MECHANICS	Preparatory Works for In Situ Soil Mechanic Testing for Storage of Stop Logs on Left Bank of TLD III PS	2015-16			15,230




Party	Asset/Work	Year of actual capitalisation	Liability as on 31.03.2015	Discharge in 2015-16	Liability as on 31.03.2016
MKM COSTN. SERVICES	Balance Work of Internal Electrification of office Near Transformer office at Power House	2015-16			54,145
DAMRO FURNITURE (PVT) LTD.	Executive Chair with Arm, Cushion Seat, Gas Lifting Mechanism, Chr 8000 - 7 PCS	2015-16			52,430
DAMRO FURNITURE (PVT) LTD.	Wooden Dinning Table of Size 3'10X3'4 Prelimaneted Board Top & Wooden Legs. - 3 PCS	2015-16			57,588
DAMRO FURNITURE (PVT) LTD.	Centre Table with Glass Top (36X18) - 6 PCS	2015-16			43,302
DAMRO FURNITURE (PVT) LTD.	Dining Chair - 18 PCS	2015-16			90,882
DOCU TECH MARKETING	Digital Photocopier Machine Make-Xerox Model-Mfd Wc5022	2015-16			74,025
SUSANTA DAS & CO.	Cmos Camera - Hikvision, Model:Ds2Cd2010 - 3 PCS	2015-16			41,220
SUSANTA DAS & CO.	Network Video Recorder 4-Channel (Support Upto 8 Channel) - Hikvision, Model: Nvr-Ds 7608	2015-16			18,320
SUSANTA DAS & CO.	8 Port Poe Switch - D-Link, Model:D-Link Des-1210-08P	2015-16			9,366
TANIYA & CO.	2.0 Tr Split Ac (3 Star Rated Or Above) with Remote Make-Hitachi - 5 PCS	2015-16			2,38,500
TANIYA & CO.	Air Conditioner Hitachi 1.5 Tr, Hitachi Reidan-Rau518Hth	2015-16			37,500
VICTOR INDUSTRIES	office Table 4X2 - 7 PCS	2015-16			40,075
VICTOR INDUSTRIES	Steel office Table Size : 5 X 3 Ft - 2 PCS	2015-16			17,346
VICTOR INDUSTRIES	Storewell of Size 78X34X19 with Four Fixed Selves - 5 PCS	2015-16			49,665
VICTOR INDUSTRIES	Teakwood Made Sofa Set (3+1+1) with Wooden Centre Table Having Glass Top of Size 48X24	2015-16			42,136
VICTOR INDUSTRIES	Computer Table 30X18 - 4 PCS	2015-16			16,604
VICTOR INDUSTRIES	office Chair Cushioned Seat & Back, Pipe Frame with Arm - 7 PCS	2015-16			11,221
VICTOR INDUSTRIES	Pvc Cushioned Chair (Supreme Ornate) - 20 PCS	2015-16			54,380
VICTOR INDUSTRIES	Revolving Chair Cushioned Seat & Back - 4 PCS	2015-16			12,184
BHARAT EARTH MOVERS LIMITED	Excavators-Hydraulic, Tata Hitachi, Oh083L	2015-16			4,18,721



Party	Asset/Work	Year of actual capitalisation	Liability as on 31.03.2015	Discharge in 2015-16	Liability as on 31.03.2016
EXCEL MARKETING SILIGURI	Submersible Pump 90 Kw-Ksb&Krtk150-401/954Ung1-K	2015-16			1,56,744
M B TRADERS	Godrej Storewel Wardrobe-H1 Model - 3 PCS	2015-16			77,895
POWER TECH CORPORATION	Screw Pump, Model No. T3St90/42	2015-16			1,21,967
SHREEE SHYAM TRADERS	Aquaguard Commercial Water Cooler Purifier with Storage Capacity 80 Ltrs. - 3 PCS	2015-16			49,590
SHREEE SHYAM TRADERS	Water Perifier Aquaguard Total Protec+Ro&Uv - 2 PCS	2015-16			9,012
ABHINEY TAMANG GHISING	Compensation for 71 Project Affected Families - TLD III PS	2015-16			43,85,485
ASHOK GURUNG	Compensation for 71 Project Affected Families - TLD III PS	2015-16			6,23,150
ASHOK THAPA	Compensation for 71 Project Affected Families - TLD III PS	2015-16			6,31,212
BHAGWAN LAL PRASAD	Compensation for 71 Project Affected Families - TLD III PS	2015-16			19,72,068
BHANU THAPA	Compensation for 71 Project Affected Families - TLD III PS	2015-16			5,90,796
BHIKHARI SHARMA	Compensation for 71 Project Affected Families - TLD III PS	2015-16			17,16,391
BHUWAN SINGH PRADHAN	Compensation for 71 Project Affected Families - TLD III PS	2015-16			8,47,648
BIJAY KARKIDOLI	Compensation for 71 Project Affected Families - TLD III PS	2015-16			10,98,889
BINITA RAI	Compensation for 71 Project Affected Families - TLD III PS	2015-16			5,43,146
BIR BAHADUR CHETTRI	Compensation for 71 Project Affected Families - TLD III PS	2015-16			5,35,762
BIR BAHADUR RAI	Compensation for 71 Project Affected Families - TLD III PS	2015-16			10,39,671
BIRENDRA SAHA	Compensation for 71 Project Affected Families - TLD III PS	2015-16			19,39,795
BIRU KARKIDOLI	Compensation for 71 Project Affected Families - TLD III PS	2015-16			11,87,100
BISHAM RAI	Compensation for 71 Project Affected Families - TLD III PS	2015-16			8,65,645
BYAS PRASAD GUPTA	Compensation for 71 Project Affected Families - TLD III PS	2015-16			14,62,413
CHANDRA MAYA MUKHIA	Compensation for 71 Project Affected Families - TLD III PS	2015-16			6,11,196



Party	Asset/Work	Year of actual capitalisation	Liability as on 31.03.2015	Discharge in 2015-16	Liability as on 31.03.2016
CHHYOG DORJAY TAMANG	Compensation for 71 Project Affected Families - TLD III PS	2015-16			11,24,972
DAWA TAMANG	Compensation for 71 Project Affected Families - TLD III PS	2015-16			10,54,706
DHAN BAHADUR PRADHAN	Compensation for 71 Project Affected Families - TLD III PS	2015-16			5,93,474
DINESH MUKHIA	Compensation for 71 Project Affected Families - TLD III PS	2015-16			6,57,020
DIPAK MUKHIA	Compensation for 71 Project Affected Families - TLD III PS	2015-16			6,76,820
DIPESH TAMANG	Compensation for 71 Project Affected Families - TLD III PS	2015-16			11,13,408
DIWASH MUKHIA	Compensation for 71 Project Affected Families - TLD III PS	2015-16			6,11,196
GANESH RAUT	Compensation for 71 Project Affected Families - TLD III PS	2015-16			10,42,604
GANU RAI	Compensation for 71 Project Affected Families - TLD III PS	2015-16			11,32,406
HANGSHA RAJ DHIMAL	Compensation for 71 Project Affected Families - TLD III PS	2015-16			39,70,210
JABED AHMAD ANSARI	Compensation for 71 Project Affected Families - TLD III PS	2015-16			6,04,158
KHANJU TAMANG	Compensation for 71 Project Affected Families - TLD III PS	2015-16			9,24,938
KISHAN PRADHAN	Compensation for 71 Project Affected Families - TLD III PS	2015-16			13,60,665
KISHANDEO SAHU	Compensation for 71 Project Affected Families - TLD III PS	2015-16			16,25,877
KULBAHADUR DARJI	Compensation for 71 Project Affected Families - TLD III PS	2015-16			8,79,904
LAKPA PRADHAN	Compensation for 71 Project Affected Families - TLD III PS	2015-16			10,35,003
LILA MAYA CHHETRI	Compensation for 71 Project Affected Families - TLD III PS	2015-16			18,93,368
MADAN CHHETRI	Compensation for 71 Project Affected Families - TLD III PS	2015-16			5,68,541
MANAJIT RAI	Compensation for 71 Project Affected Families - TLD III PS	2015-16			10,63,129
MANI MAYA PRADHAN	Compensation for 71 Project Affected Families - TLD III PS	2015-16			4,18,978
MANSARI RAI	Compensation for 71 Project Affected Families - TLD III PS	2015-16			7,83,927



Party	Asset/Work	Year of actual capitalisation	Liability as on 31.03.2015	Discharge in 2015-16	Liability as on 31.03.2016
MILAN MANGER	Compensation for 71 Project Affected Families - TLD III PS	2015-16			7,14,912
MILAN TAMANG	Compensation for 71 Project Affected Families - TLD III PS	2015-16			13,43,052
MOHAMMAD ALAM	Compensation for 71 Project Affected Families - TLD III PS	2015-16			9,35,464
NARESH KUMAR CHHETRI	Compensation for 71 Project Affected Families - TLD III PS	2015-16			5,93,073
NISHA CHETTRI	Compensation for 71 Project Affected Families - TLD III PS	2015-16			8,58,354
NITA RAI	Compensation for 71 Project Affected Families - TLD III PS	2015-16			5,31,709
PASANG TAMANG	Compensation for 71 Project Affected Families - TLD III PS	2015-16			15,95,637
PRADEEP RAI	Compensation for 71 Project Affected Families - TLD III PS	2015-16			6,18,750
PRAKASH RAI	Compensation for 71 Project Affected Families - TLD III PS	2015-16			6,07,136
PRANAY KUMAR PRADHAN	Compensation for 71 Project Affected Families - TLD III PS	2015-16			7,74,293
PREM KHAWAS	Compensation for 71 Project Affected Families - TLD III PS	2015-16			24,66,497
RABIN CHHETRI	Compensation for 71 Project Affected Families - TLD III PS	2015-16			15,88,979
RABIN PRADHAN	Compensation for 71 Project Affected Families - TLD III PS	2015-16			6,08,151
RAJESH SHARMA	Compensation for 71 Project Affected Families - TLD III PS	2015-16			8,30,862
RAJU PRADHAN	Compensation for 71 Project Affected Families - TLD III PS	2015-16			5,43,698
SABITA DEVI GUPTA	Compensation for 71 Project Affected Families - TLD III PS	2015-16			15,76,076
SANCHARUPI RAI	Compensation for 71 Project Affected Families - TLD III PS	2015-16			6,22,665
SANU DARJI	Compensation for 71 Project Affected Families - TLD III PS	2015-16			5,45,326
SARKU RAI	Compensation for 71 Project Affected Families - TLD III PS	2015-16			6,14,110
SHANTI SARKI	Compensation for 71 Project Affected Families - TLD III PS	2015-16			7,85,632
SHARAN THAPA	Compensation for 71 Project Affected Families - TLD III PS	2015-16			6,02,658



Party	Asset/Work	Year of actual capitalisation	Liability as on 31.03.2015	Discharge in 2015-16	Liability as on 31.03.2016
SHEKH RAZI	Compensation for 71 Project Affected Families - TLD III PS	2015-16			9,09,324
SHRAMILA TAMANG	Compensation for 71 Project Affected Families - TLD III PS	2015-16			9,95,013
SIROMAN SHERPA	Compensation for 71 Project Affected Families - TLD III PS	2015-16			8,34,206
SRI KUMAR CHETTRI	Compensation for 71 Project Affected Families - TLD III PS	2015-16			7,68,529
SUDARSHAN PRASAD	Compensation for 71 Project Affected Families - TLD III PS	2015-16			12,40,311
SUDEN SARKI	Compensation for 71 Project Affected Families - TLD III PS	2015-16			7,88,274
SUJIT RAI	Compensation for 71 Project Affected Families - TLD III PS	2015-16			7,61,491
SUKDEV RAI	Compensation for 71 Project Affected Families - TLD III PS	2015-16			7,38,616
SUNDAR RAI	Compensation for 71 Project Affected Families - TLD III PS	2015-16			5,59,221
SUNIL TAMANG	Compensation for 71 Project Affected Families - TLD III PS	2015-16			10,10,404
SUNITA KHAWAS PRADHAN	Compensation for 71 Project Affected Families - TLD III PS	2015-16			5,03,361
TEK BAHADUR CHETTRI	Compensation for 71 Project Affected Families - TLD III PS	2015-16			4,82,332
TIKA RAM CHHETRI	Compensation for 71 Project Affected Families - TLD III PS	2015-16			28,81,864
					7,73,81,820
Total (A+B+C+D)			1,19,30,28,497	8,09,63,329	1,18,94,46,988

For Lodha & Co
Chartered Accountants
FRN No. 301051E
KOLKATA
Partner : H. Verma
M. No. 055104

For NHPC Limited

(M.G. Gokhale)
CE (Comml.)
Commercial Division




Liability Flow Statement (FY2016-17)

Name of the Petitioner : NHPC LIMITED


Name of the Generating Station : Teesta Low Dam - III Power Station

(Amount in ₹)

Party	Asset/Work	Year of actual capitalisation	Liability as on 31.03.2016	Discharge in FY2016-17	Liability as on 31.03.2017
A. Liability pertains to COD i.e. 19.05.2013					
PATEL ENGINEERING LTD.	(410601) Major Civil Works (Lot TL-1)	2013-14	3,61,53,552	66,72,039	2,94,81,513
TEXMACO RAIL & ENGINEERING LTD	(410608) Major HM Works (Lot-3)	2013-14	2,34,45,781	47,13,287	1,87,32,494
ANDRITZ HYDRO PVT. LTD.	(410701) Major E & M Works (Lot-2)	2013-14	1,86,18,243	1,15,53,111	70,65,132
DARPAN CONSTRUCTION CO.	(410301) Construction of DG Building Extension for the Fuel Tank at TLDP- III	2013-14	17,814	17,814	-
P& R ENGINEERING SERVICE	(410605) Erection of Penstock	2013-14	2,92,328	2,92,328	-
MILLENIUM CEMENT CO.PVT. LTD.	(410601) SUPPLY OF CEMENT	2013-14	16,62,958	-	16,62,958
PINNACLE CONSTRUCTION SOLUTION	(410301) Treatment of leakage from D-Line wall of power House at EL 184.50 M Wall by Chemical Grouting at TLDP-III	2013-14	26,808	26,808	-
PROVISION FOR OTHER EXPENSES	(410601) Provision for Sales tax demand	2013-14	1,39,68,622	-	1,39,68,622
PROVISION FOR OTHER EXPENSES	(410601) Provision against arbitration award against the company	2013-14	76,25,73,320	-	76,25,73,320
S.T.I.- SAMCO ROPEWAY	Compensation for shifting of Bailey Bridge	EDC 2013-14	23,05,141	-	23,05,141
Sub-Total (A)			85,90,64,567	2,32,75,387	83,57,89,180
B. Liability pertains to Add Cap FY2013-14 {i.e from COD (19.05.2013) to 31.03.2014}					
PAVE INFRASTRUCTURE PRIVATE LIMITED	(410304) Internal electrification of proposed 2nd floor of Administrative office building at Sector-C	2013-14	12,162	12,162	-
M B TRADERS	(411701) SUPPLY OF FURNITURE	2013-14	17,321	17,321	-
ALSTOM T&D INDIA LTD.	(410701) SUPPLY OF RTU SYSTEM	2013-14	2,64,502	2,64,502	-




Party	Asset/Work	Year of actual capitalisation	Liability as on 31.03.2016	Discharge in FY2016-17	Liability as on 31.03.2017
PINNACLE CONSTRUCTION SOLUTION	(410605) Strengthening of junction of steel liner and concrete in penstock by chemical grouting for penstock I & II at LTD-III PS	2013-14	10,000	10,000	-
PINNACLE CONSTRUCTION SOLUTION	(410605) Inside treatment of leakage of penstock and concrete joints by chemical grouting at unit no: III and IV	2013-14	5,000	5,000	-
NAMZEE CONSTRUCTION	(410601) Drilling/Fixing of Bolt (36mm) and Dowels (16mm) by HILTI Diamond Core Cutting/HILTI RE-500 require for repair of sill beams in spillways of barrage bays no. S-7, S-6 and S-5 of TLD-III Power Station	2013-14	15,000	15,000	-
JT. COMMISSIONER, SALES TAX DEPARTMENT	(410601) Provision for Sales tax demand	2013-14	9,49,261	9,49,261	-
JT. COMMISSIONER, SALES TAX DEPARTMENT	(410301) Provision for Sales tax demand	2013-14	5,11,140	5,11,140	-
PATEL ENGINEERING LTD.	(410301) Provision against arbitration award against the company in r/o Lot TL-1 (Civil) works	2013-14	24,30,38,246	-	24,30,38,246
TEXMACO RAIL & ENGINEERING LTD	(410608) Provision on a/c of cost compensation claim recommended by the standing committee in r/o LOT-3 (HM)	2013-14	66,61,195	-	66,61,195
Sub-Total (B)			25,14,83,827	17,84,386	24,96,99,441
C. Liability pertains to Add Cap -2014-15					
Kanchanjunga Enterprises	Construction of Temporary Accommodation for SOS at CISF Barrack	2014-15	81,398	81,398	-
Prem Gupta	Construction of New Water Tank at Store Complex (Sector-A) for Water Supply at Colonies	2014-15	12,989	12,989	-
Puran Rai	Additional Work in Colony Wall of Permanent Qtrs at Sec-A	2014-15	5,58,529	5,58,529	-
Blue Star Limited	Server Make: Hp Model: M1350Eg8 - 2 PCS	2014-15	2,64,875	-	2,64,875
Excel Marketing Siliguri	Non-Portable Submersible Pump-Motor Set, Make: KSB, Model: Krt K 200-401/654Ug1-	2014-15	89,950	-	89,950




Party	Asset/Work	Year of actual capitalisation	Liability as on 31.03.2016	Discharge in FY2016-17	Liability as on 31.03.2017
Excel Marketing Siliguri	KSB Make Submersible Pump Model Krte-150-401/ 504-384, 65 Hp with Suitable Control Panel - 2 PCS	2014-15	1,68,871	-	1,68,871
Excel Marketing Siliguri	Submersible Pump 90 Kw-KSB&Krtk150-401/954Ung1-K	2014-15	1,56,744	-	1,56,744
Godrej & Boyce Mfg. Co. Ltd.	1 Tier Longspan System, 2710 Mm X 1000 Mm X 1300 Mm	2014-15	63,163	-	63,163
Protech Computers	Server Make :Hp Model MI350Eg8 - 2 PCS	2014-15	1,17,566	-	1,17,566
JT. COMMISSIONER, SALES TAX DEPARTMENT	(410601) Provision for Sales tax demand	2014-15	2,689	2,689	-
			15,16,774	6,55,605	8,61,169
D. Liability pertains to Add Cap -2015-16					
KANCHANJUNGA ENTERPRISES	Construction of officer'S Club Cum Training Hall at Sector-F, TLD III PS	2015-16	1,74,873	1,74,873	-
TISTA RIVER CONSTRUCTION COMPANY	Construction of Room Sheds(Temporary) for Visiting Service Engineers, Shift Duty Employee Etc.	2015-16	3,81,248	3,81,248	-
NATIONAL INSTITUTE OF ROCK MECHANICS	Preparatory Works for In Situ Soil Mechanic Testing for Stoarge of Stop Logs at Left Bank of TLD III PS	2015-16	15,230	15,230	-
MKM COSTN. SERVICES	Balance Work of Internal Electrification of office Near Transformer office at Power House	2015-16	54,145	54,145	-
DAMRO FURNITURE (PVT) LTD.	Executive Chair with Arm, Cushion Seat, Gas Lifting Mechanism, Chr 8000 - 7 PCS	2015-16	52,430	52,430	-
DAMRO FURNITURE (PVT) LTD.	Wooden Dinning Table of Size 3'10X3'4 Prelimaneted Board Top & Wooden Legs. 3 PCS	2015-16	57,588	57,588	-
DAMRO FURNITURE (PVT) LTD.	Centre Table with Glass Top (36X18) - 6 PCS	2015-16	43,302	43,302	-
DAMRO FURNITURE (PVT) LTD.	Dining Chair - 18 PCS	2015-16	90,882	90,882	-
DOCU TECH MARKETING	Digital Photocopier Machine Make-Xerox Model-Mc WA5022	2015-16	74,025	74,025	-
SUSANTA DAS & CO.	Cmos Camera - Hikvision, Model Ds2Cd2010, -3 PCS	2015-16	41,220	41,220	-



Party	Asset/Work	Year of actual capitalisation	Liability as on 31.03.2016	Discharge in FY2016-17	Liability as on 31.03.2017
SUSANTA DAS & CO.	Network Video Recorder 4-Channel (Support Upto 8 Channel) - Hikvision, Model: Nvr-Ds 7608	2015-16	18,320	18,320	-
SUSANTA DAS & CO.	8 Port Poe Switch - D-Link, Model:D-Link Des-1210-08P	2015-16	9,366	9,366	-
TANIYA & CO.	2.0 Tr Split Ac (3 Star Rated Or Above) with Remote Make-Hitachi - 5 PCS	2015-16	2,38,500	2,38,500	-
TANIYA & CO.	Air Conditioner Hitachi 1.5 Tr, Hitachi Reidan-Rau518Hth	2015-16	37,500	37,500	-
VICTOR INDUSTRIES	office Table 4X2 - 7 PCS	2015-16	40,075	40,075	-
VICTOR INDUSTRIES	Steel office Table Size : 5 X 3 Ft - 2 PCS	2015-16	17,346	17,346	-
VICTOR INDUSTRIES	Storewell of Size 78X34X19 with Four Fixed Selves - 5 PCS	2015-16	49,665	49,665	-
VICTOR INDUSTRIES	Teakwood Made Sofa Set (3+1+1) with Wooden Centre Table Having Glass Top of Size 48X24	2015-16	42,136	42,136	-
VICTOR INDUSTRIES	Computer Table 30X18 - 4 PCS	2015-16	16,604	16,604	-
VICTOR INDUSTRIES	office Chair Cushioned Seat & Back, Pipe Frame with Arm - 7 PCS	2015-16	11,221	11,221	-
VICTOR INDUSTRIES	Pvc Cushioned Chair (Supreme Ornate) - 20 PCS	2015-16	54,380	54,380	-
VICTOR INDUSTRIES	Revolving Chair Cushioned Seat & Back - 4 PCS	2015-16	12,184	12,184	-
BHARAT EARTH MOVERS LIMITED	Excavators-Hydraulic, Tata Hitachi,Oh083Lc	2015-16	4,18,721	-	4,18,721
EXCEL MARKETING SILIGURI	Submersible Pump 90 Kw-Ksb&Krtk150-401/954Ung1-K	2015-16	1,56,744	-	1,56,744
M B TRADERS	Godrej Storewel Wardrobe-H1 Model - 3 PCS	2015-16	77,895	77,895	-
POWER TECH CORPORATION	Screw Pump, Model No. T3St90/42	2015-16	1,21,967	-	1,21,967
SHREEE SHYAM TRADERS	Aquaguard Commercial Water Cooler Purifier with Storage Capacity 80 Ltrs. - 3 PCS	2015-16	49,590	49,590	-
SHREEE SHYAM TRADERS	Water Perifier Aquaguard Total Protec+Ro&Uv - 2 PCS	2015-16	9,012	9,012	-
ABHINEY TAMANG GHISING	Compensation for 71 Project Affected Families - TLD III PS	2015-16	43,85,485	21,92,743	21,92,742
ASHOK GURUNG	Compensation for 71 Project Affected Families - TLD III PS	2015-16	6,23,150	6,23,150	-




Party	Asset/Work	Year of actual capitalisation	Liability as on 31.03.2016	Discharge in FY2016-17	Liability as on 31.03.2017
ASHOK THAPA	Compensation for 71 Project Affected Families - TLD III PS	2015-16	6,31,212	6,31,212	-
BHAGWAN LAL PRASAD	Compensation for 71 Project Affected Families - TLD III PS	2015-16	19,72,068	-	19,72,068
BHANU THAPA	Compensation for 71 Project Affected Families - TLD III PS	2015-16	5,90,796	5,90,796	-
BHIKHARI SHARMA	Compensation for 71 Project Affected Families - TLD III PS	2015-16	17,16,391	17,16,391	-
BHUWAN SINGH PRADHAN	Compensation for 71 Project Affected Families - TLD III PS	2015-16	8,47,648	8,47,648	-
BIJAY KARKIDOLI	Compensation for 71 Project Affected Families - TLD III PS	2015-16	10,98,889	-	10,98,889
BINITA RAI	Compensation for 71 Project Affected Families - TLD III PS	2015-16	5,43,146	5,43,146	-
BIR BAHADUR CHETTRI	Compensation for 71 Project Affected Families - TLD III PS	2015-16	5,35,762	5,35,762	-
BIR BAHADUR RAI	Compensation for 71 Project Affected Families - TLD III PS	2015-16	10,39,671	10,39,671	-
BIRENDRA SAHA	Compensation for 71 Project Affected Families - TLD III PS	2015-16	19,39,795	-	19,39,795
BIRU KARKIDOLI	Compensation for 71 Project Affected Families - TLD III PS	2015-16	11,87,100	11,87,100	-
BISHAM RAI	Compensation for 71 Project Affected Families - TLD III PS	2015-16	8,65,645	8,65,645	-
BYAS PRASAD GUPTA	Compensation for 71 Project Affected Families - TLD III PS	2015-16	14,62,413	14,62,413	-
CHANDRA MAYA MUKHIA	Compensation for 71 Project Affected Families - TLD III PS	2015-16	6,11,196	6,11,196	-
CHHYOG DORJAY TAMANG	Compensation for 71 Project Affected Families - TLD III PS	2015-16	11,24,972	11,24,972	-
DAWA TAMANG	Compensation for 71 Project Affected Families - TLD III PS	2015-16	10,54,706	10,54,706	-
DHAN BAHADUR PRADHAN	Compensation for 71 Project Affected Families - TLD III PS	2015-16	5,93,474	5,93,474	-
DINESH MUKHIA	Compensation for 71 Project Affected Families - TLD III PS	2015-16	6,57,020	6,57,020	-
DIPAK MUKHIA	Compensation for 71 Project Affected Families - TLD III PS	2015-16	6,76,820	6,76,820	-
DIPESH TAMANG	Compensation for 71 Project Affected Families - TLD III PS	2015-16	11,13,408	11,13,408	-





Party	Asset/Work	Year of actual capitalisation	Liability as on 31.03.2016	Discharge in FY2016-17	Liability as on 31.03.2017
DIWASH MUKHIA	Compensation for 71 Project Affected Families - TLD III PS	2015-16	6,11,196	6,11,196	-
GANESH RAUT	Compensation for 71 Project Affected Families - TLD III PS	2015-16	10,42,604	-	10,42,604
GANU RAI	Compensation for 71 Project Affected Families - TLD III PS	2015-16	11,32,406	11,32,406	-
HANGSHA RAJ DHIMAL	Compensation for 71 Project Affected Families - TLD III PS	2015-16	39,70,210	19,85,105	19,85,105
JABED AHMAD ANSARI	Compensation for 71 Project Affected Families - TLD III PS	2015-16	6,04,158	-	6,04,158
KHANJU TAMANG	Compensation for 71 Project Affected Families - TLD III PS	2015-16	9,24,938	9,24,938	-
KISHAN PRADHAN	Compensation for 71 Project Affected Families - TLD III PS	2015-16	13,60,665	13,60,665	-
KISHANDEO SAHU	Compensation for 71 Project Affected Families - TLD III PS	2015-16	16,25,877	-	16,25,877
KULBAHADUR DARJI	Compensation for 71 Project Affected Families - TLD III PS	2015-16	8,79,904	8,79,904	-
LAKPA PRADHAN	Compensation for 71 Project Affected Families - TLD III PS	2015-16	10,35,003	10,35,003	-
LILA MAYA CHHETRI	Compensation for 71 Project Affected Families - TLD III PS	2015-16	18,93,368	9,46,684	9,46,684
MADAN CHHETRI	Compensation for 71 Project Affected Families - TLD III PS	2015-16	5,68,541	5,68,541	-
MANAJIT RAI	Compensation for 71 Project Affected Families - TLD III PS	2015-16	10,63,129	10,63,129	-
MANI MAYA PRADHAN	Compensation for 71 Project Affected Families - TLD III PS	2015-16	4,18,978	4,18,978	-
MANSARI RAI	Compensation for 71 Project Affected Families - TLD III PS	2015-16	7,83,927	7,83,927	-
MILAN MANGER	Compensation for 71 Project Affected Families - TLD III PS	2015-16	7,14,912	7,14,912	-
MILAN TAMANG	Compensation for 71 Project Affected Families - TLD III PS	2015-16	13,43,052	13,43,052	-
MOHAMMAD ALAM	Compensation for 71 Project Affected Families - TLD III PS	2015-16	9,35,464	-	9,35,464
NARESH KUMAR CHHETRI	Compensation for 71 Project Affected Families - TLD III PS	2015-16	5,93,073	5,93,073	-
NISHA CHETTRI	Compensation for 71 Project Affected Families - TLD III PS	2015-16	8,58,354	8,58,354	-



Party	Asset/Work	Year of actual capitalisation	Liability as on 31.03.2016	Discharge in FY2016-17	Liability as on 31.03.2017
NITA RAI	Compensation for 71 Project Affected Families - TLD III PS	2015-16	5,31,709	5,31,709	-
PASANG TAMANG	Compensation for 71 Project Affected Families - TLD III PS	2015-16	15,95,637	15,95,637	-
PRADEEP RAI	Compensation for 71 Project Affected Families - TLD III PS	2015-16	6,18,750	6,18,750	-
PRAKASH RAI	Compensation for 71 Project Affected Families - TLD III PS	2015-16	6,07,136	6,07,136	-
PRANAY KUMAR PRADHAN	Compensation for 71 Project Affected Families - TLD III PS	2015-16	7,74,293	3,87,147	3,87,146
PREM KHAWAS	Compensation for 71 Project Affected Families - TLD III PS	2015-16	24,66,497	12,33,249	12,33,248
RABIN CHHETRI	Compensation for 71 Project Affected Families - TLD III PS	2015-16	15,88,979	-	15,88,979
RABIN PRADHAN	Compensation for 71 Project Affected Families - TLD III PS	2015-16	6,08,151	6,08,151	-
RAJESH SHARMA	Compensation for 71 Project Affected Families - TLD III PS	2015-16	8,30,862	8,30,862	-
RAJU PRADHAN	Compensation for 71 Project Affected Families - TLD III PS	2015-16	5,43,698	5,43,698	-
SABITA DEVI GUPTA	Compensation for 71 Project Affected Families - TLD III PS	2015-16	15,76,076	-	15,76,076
SANCHARUPI RAI	Compensation for 71 Project Affected Families - TLD III PS	2015-16	6,22,665	6,22,665	-
SANU DARJI	Compensation for 71 Project Affected Families - TLD III PS	2015-16	5,45,326	5,45,326	-
SARKU RAI	Compensation for 71 Project Affected Families - TLD III PS	2015-16	6,14,110	6,14,110	-
SHANTI SARKI	Compensation for 71 Project Affected Families - TLD III PS	2015-16	7,85,632	7,85,632	-
SHARAN THAPA	Compensation for 71 Project Affected Families - TLD III PS	2015-16	6,02,658	6,02,658	-
SHEKH RAZI	Compensation for 71 Project Affected Families - TLD III PS	2015-16	9,09,324	9,09,324	-
SHRAMILA TAMANG	Compensation for 71 Project Affected Families - TLD III PS	2015-16	9,95,013	9,95,013	-
SIROMAN SHERPA	Compensation for 71 Project Affected Families - TLD III PS	2015-16	8,34,206	8,34,206	-
SRI KUMAR CHETTRI	Compensation for 71 Project Affected Families - TLD III PS	2015-16	7,68,529	7,68,529	-



Party	Asset/Work	Year of actual capitalisation	Liability as on 31.03.2016	Discharge in FY2016-17	Liability as on 31.03.2017
SUDARSHAN PRASAD	Compensation for 71 Project Affected Families - TLD III PS	2015-16	12,40,311	12,40,311	-
SUDEN SARKI	Compensation for 71 Project Affected Families - TLD III PS	2015-16	7,88,274	7,88,274	-
SUJIT RAI	Compensation for 71 Project Affected Families - TLD III PS	2015-16	7,61,491	7,61,491	-
SUKDEV RAI	Compensation for 71 Project Affected Families - TLD III PS	2015-16	7,38,616	7,38,616	-
SUNDAR RAI	Compensation for 71 Project Affected Families - TLD III PS	2015-16	5,59,221	5,59,221	-
SUNIL TAMANG	Compensation for 71 Project Affected Families - TLD III PS	2015-16	10,10,404	10,10,404	-
SUNITA KHAWAS PRADHAN	Compensation for 71 Project Affected Families - TLD III PS	2015-16	5,03,361	5,03,361	-
TEK BAHADUR CHETTRI	Compensation for 71 Project Affected Families - TLD III PS	2015-16	4,82,332	2,41,166	2,41,166
TIKA RAM CHHETRI	Compensation for 71 Project Affected Families - TLD III PS	2015-16	28,81,864	-	28,81,864
			7,73,81,820	5,44,32,523	2,29,49,297
E. Liability pertains to Add Cap -2016-17					
DIL BAHADUR CHHETRI	Compensation for Quarry Workers (House Compensation)	2016-17			4,76,232
EVERGREEN CONSTRUCTION COMPANY	Extension of 2nd Floor of Administrative at Sector-C, TLD III PS	2016-17			1,47,442
EVERGREEN CONSTRUCTION COMPANY	Balance work of Strong Room By Covered Rcc Staircase, Cgi Shed Near Strong Room at Sec A	2016-17			1,11,923
EVERGREEN ENTERPRISE	Extention of Kendrilaya Vidyalaya at Sector A, TLD III PS	2016-17			11,82,912
JAI JALANDHAR COMPANY	Balance work of Strengthening of Slope Protection at Left Bank From Rd 144.0M To Rd 204.0M D/S of Barrage Axis, TLD III PS	2016-17			4,24,259
KAMAKHYA CONSTRUCTION	Additional work in GIS Building at P.H	2016-17			23,705
NAVIN LAMA	Construction of Silt Lab And Transit Room at U/S of Barrage of Cellular Wall	2016-17			11,70,816



Party	Asset/Work	Year of actual capitalisation	Liability as on 31.03.2016	Discharge in FY2016-17	Liability as on 31.03.2017
R R ENTERPRISE	Construction of Rcc Plateform for Installation of 630 Kva & 63Kva Transformer, Additional Cable Trench And Drain at 33/11 Kv 2*2 MVA Substation at 27 Mile of TLD III PS	2016-17			1,03,921
RAM PRASAD DHAKAL	Tailrace Channels (Lowering Cum Widening of River & Right Bank From Rd 250 M To Rd 500 M of Barrage	2016-17			25,973
HAWE HYDRAULICS PVT. LTD.	Fixed Displacement Axial Piston Pump / K60N-056 R-N-I43-K35-Z1 M-3 00 - 2 PCS	2016-17			85,139
M/S SNEHA TECHNO EQUIPMENTS PVT LTD.	Induction Motor 415V, 3Ph, 4P, Is: 325, Is: 12615, Ip 55, Duty S1, 64 A, 0.86Pf, Frame 225 S, 37Kw, 1475Rpm - 2 PCS	2016-17			58,347
					38,10,669
	Total (A+B+C+D + E)		1,18,94,46,988	8,01,47,901	1,11,31,09,756

For Lodha & Co
Chartered Accountants
FRN No. 30105

H.K.
Partner : H. K.
M. No. 055104



For NHPC Limited

(M.G. Gokhale)
CE (Comm)
Commercial D




Liability Flow Statement (FY2017-18)

Name of the Petitioner : NHPC LIMITED

Name of the Generating Station : Teesta Low Dam - III Power Station

(Amount in ₹)

Party	Asset/Work	Year of actual capitalisation	Liability as on 31.03.2017	Discharge in FY 2017-18	Liability as on 31.03.2018
A. Liability pertains to COD i.e. 19.05.2013					
PATEL ENGINEERING LTD.	(410601) Major Civil Works (Lot TL-1)	2013-14	2,94,81,513	26,284	2,94,55,229
TEXMACO RAIL & ENGINEERING LTD	(410608) Major HM Works (Lot-3)	2013-14	1,87,32,494	5,61,470	1,81,71,024
ANDRITZ HYDRO PVT. LTD.	(410701) Major E & M Works (Lot-2)	2013-14	70,65,132	84,222	69,80,910
MILLENIUM CEMENT CO.PVT. LTD.	(410601) SUPPLY OF CEMENT	2013-14	16,62,958	-	16,62,958
PROVISION FOR OTHER EXPENSES	(410601) Provision for Sales tax demand	2013-14	1,39,68,622	-	1,39,68,622
PROVISION FOR OTHER EXPENSES	(410601) Provision against arbitration award against the company	2013-14	76,25,73,320	-	76,25,73,320
S.T.I.- SAMCO ROPEWAY	Compensation for shifting of Bailey Bridge	EDC 2013-14	23,05,141	-	23,05,141
Sub-Total (A)			83,57,89,180	6,71,976	83,51,17,204
B. Liability pertains to Add Cap FY2013-14 (i.e from COD (19.05.2013) to 31.03.2014)					
PATEL ENGINEERING LTD.	(410301) Provision against arbitration award against the company in r/o Lot TL-1 (Civil) works	2013-14	24,30,38,246	-	24,30,38,246
TEXMACO RAIL & ENGINEERING LTD	(410608) Provision on a/c of cost compensation claim recommended by the standing committee in r/o LOT-3 (HM)	2013-14	66,61,195	-	66,61,195
Sub-Total (B)			24,96,99,441	-	24,96,99,441
C. Liability pertains to Add Cap -2014-15					
Blue Star Limited	Server Make: Hp Model: MI350Eg8 - 2 PCS	2014-15	2,64,875	2,64,875	-
Excel Marketing Siliguri	Non-Clog Submersible Pump-Motor Set, Make: KSB, Model: Krt K 200-401/654Ug1-P - 2 PCS	2014-15	89,950	-	89,950
Excel Marketing Siliguri	KSB Make Submersible Pump Model Krte-150-401/504-384, 65 Hp with Suitable Control Panel - 2 PCS	2014-15	1,68,871	1,68,871	-
Excel Marketing Siliguri	Submersible Pump 90 Kw-KSB&Krtk150-401/954Ung1-K	2014-15	1,56,744	-	1,56,744
Godrej & Boyce Mfg. Co. Ltd.	1 Tier Longspan System, 2710 Mm X 1000 Mm X 1300 Mm	2014-15	63,163	63,163	-
Protech Computers	Server Make Hp Model MI350Eg8 - 2 PCS	2014-15	1,17,566	17,566	-



Party	Asset/Work	Year of actual capitalisation	Liability as on 31.03.2017	Discharge in FY 2017-18	Liability as on 31.03.2018
			8,61,169	6,14,475	2,46,694
D. Liability pertains to Add Cap -2015-16					
BHARAT EARTH MOVERS LIMITED	Excavators-Hydraulic, Tata Hitachi,Oh083Lc	2015-16	4,18,721	4,18,721	-
EXCEL MARKETING SILIGURI	Submersible Pump 90 Kw-Ksb&Krtk150-401/954Ung1-K	2015-16	1,56,744	1,56,744	-
POWER TECH CORPORATION	Screw Pump, Model No. T3St90/42	2015-16	1,21,967	1,21,967	-
ABHINEY TAMANG GHISING	Compensation for 71 Project Affected Families - TLD III PS	2015-16	21,92,742	21,92,742	-
BHAGWAN LAL PRASAD	Compensation for 71 Project Affected Families - TLD III PS	2015-16	19,72,068	-	19,72,068
BIJAY KARKIDOLI	Compensation for 71 Project Affected Families - TLD III PS	2015-16	10,98,889	-	10,98,889
BIRENDRA SAHA	Compensation for 71 Project Affected Families - TLD III PS	2015-16	19,39,795	-	19,39,795
GANESH RAUT	Compensation for 71 Project Affected Families - TLD III PS	2015-16	10,42,604	-	10,42,604
HANGSHA RAJ DHIMAL	Compensation for 71 Project Affected Families - TLD III PS	2015-16	19,85,105	19,85,105	-
JABED AHMAD ANSARI	Compensation for 71 Project Affected Families - TLD III PS	2015-16	6,04,158	-	6,04,158
KISHANDEO SAHU	Compensation for 71 Project Affected Families - TLD III PS	2015-16	16,25,877	-	16,25,877
LILA MAYA CHHETRI	Compensation for 71 Project Affected Families - TLD III PS	2015-16	9,46,684	9,46,684	-
MOHAMMAD ALAM	Compensation for 71 Project Affected Families - TLD III PS	2015-16	9,35,464	-	9,35,464
PRANAY KUMAR PRADHAN	Compensation for 71 Project Affected Families - TLD III PS	2015-16	3,87,146	3,87,146	-
PREM KHAWAS	Compensation for 71 Project Affected Families - TLD III PS	2015-16	12,33,248	12,33,248	-
RABIN CHHETRI	Compensation for 71 Project Affected Families - TLD III PS	2015-16	15,88,979	-	15,88,979
SABITA DEVI GUPTA	Compensation for 71 Project Affected Families - TLD III PS	2015-16	15,76,076	-	15,76,076
TEK BAHADUR CHETTRI	Compensation for 71 Project Affected Families - TLD III PS	2015-16	2,41,166	-	2,41,166
TIKA RAM CHHETRI	Compensation for 71 Project Affected Families - TLD III PS	2015-16	28,81,864	14,40,932	14,40,932
			2,29,49,297	88,43,289	1,40,66,008




2 of 4

204



Party	Asset/Work	Year of actual capitalisation	Liability as on 31.03.2017	Discharge in FY 2017-18	Liability as on 31.03.2018
E. Liability pertains to Add Cap -2016-17					
DIL BAHADUR CHHETRI	Compensation for Quarry Workers (House Compensation)	2016-17	4,76,232	4,76,232	
EVERGREEN CONSTRUCTION COMPANY	Extension of 2nd Floor of Administrative at Sector-C, TLD III PS	2016-17	1,47,442	1,47,442	-
EVERGREEN CONSTRUCTION COMPANY	Balance work of Strong Room By Covered Rcc Staircase, Cgi Shed Near Strong Room at Sec A	2016-17	1,11,923	49,236	62,687
EVERGREEN ENTERPRISE	Extention of Kendrilaya Vidyalaya at Sector A, TLD III PS	2016-17	11,82,912	10,02,390	1,80,522
JAI JALANDHAR COMPANY	Balance work of Strengthening of Slope Protection at Left Bank From Rd 144.0M To Rd 204.0M D/S of Barrage Axis, TLD III PS	2016-17	4,24,259	4,24,259	-
KAMAKHYA CONSTRUCTION	Additional work in GIS Building at P.H	2016-17	23,705	23,705	-
NAVIN LAMA	Construction of Silt Lab And Transit Room at U/S of Barrage of Cellular Wall	2016-17	11,70,816	11,70,816	-
R R ENTERPRISE	Construction of Rcc Platform for Installation of 630 Kva & 63Kva Transformer, Additional Cable Trench And Drain at 33/11 Kv 2*2 MVA Substation at 27 Mile of TLD III PS	2016-17	1,03,921	92,982	10,939
RAM PRASAD DHAKAL	Tailrace Channels (Lowering Cum Widening of River & Right Bank From Rd 250 M To Rd 500 M of Barrage	2016-17	25,973	-	25,973
HAWE HYDRAULICS PVT. LTD.	Fixed Displacement Axial Piston Pump / K60N-056 R-N-I43-K35-Z1 M-3 00 - 2 PCS	2016-17	85,139	85,139	-
M/S SNEHA TECHNO EQUIPMENTS PVT LTD.	Induction Motor 415V, 3Ph, 4P, Is:325, Is:12615, Ip 55, Duty S1, 64 A, 0.86Pf, Frame 225 S, 37Kw, 1475Rpm - 2 PCS	2016-17	58,347	-	58,347
			38,10,669	34,72,201	3,38,468
F. Liability pertains to Add Cap -2017-18					
ANDRITZ HYDRO PVT. LTD.	Balance Work of E&M Works - Taxes and duties now approved for payment	2017-18			1,07,13,183
C.B. CHETTRI	Balance Work - Channelisation of Railey Khola	2017-18			14,57,831
KAMAKHYA CONSTRUCTION	Balance work of Providing And Fixing Balance Paver Block Upto New Security Post in Front of PH Building of TLD III P	2017-18			2,71,336
KANCHANJUNGA ENTERPRISES	Balance work of Providing And Flaying Levelling Concrete, Tiles, Etc at Backside of BOR TLD III PS	2017-18			924



3 of 4

205



Party	Asset/Work	Year of actual capitalisation	Liability as on 31.03.2017	Discharge in FY 2017-18	Liability as on 31.03.2018
MULTITECH ENGINEERS	Lifting Beam for 65 Mts pillway Stoplog Gantry Crane	2017-18			3,74,850
RESULTS MARINE PVT. LTD	Accelerograph System Along with All Accessories, Nanometrics & Test - 2 PCS	2017-18			3,48,774
EXCEL MARKETING SILIGURI	4.1 Hp Waste Water Submersible Pump Set, Ksb, Amarex N50- 222 S ,3 Phase, 3.10 K.W/4.10Hp,50Hz. - 2 PCS	2017-18			1,54,000
THE FRIENDSHIP	Radar Sensor 100 Meters Range Lr-560 - 2 PCS	2017-18			7,41,050
ANDRITZ HYDRO PVT LTD	DRS Compact Relay for Unit Protection	2017-18			7,20,557
OBLUM ELECTRICAL INDUSTRIES PVT. LTD., H	Surge Arrester 198Kv, 10Ka Class-III, Oblum, Model No Zaq - 3 PCS	2017-18			52,860
					1,48,35,365
Total (A+B+C+D+E +F)			1,11,31,09,756	1,36,41,941	1,11,43,03,180

For Lodha & Co
Chartered Accountants
FRN No. 301051E



Partner : H. K. Verma
M. No. 055104

For NHPC Limited

(M.G. Gokhale)
CE (Commercial)
Commercial




Liability Flow Statement (FY2018-19)

Name of the Petitioner : NHPC LIMITED

Name of the Generating Station : Teesta Low Dam - III Power Station

(Amount in ₹)

Party	Asset/Work	Year of actual capitalisation	Liability as on 31.03.2018	Discharge in FY 2018-19	Liability as on 31.03.2018
A. Liability pertains to COD i.e. 19.05.2013					
PATEL ENGINEERING LTD.	(410601) Major Civil Works (Lot TL-1)	2013-14	2,94,55,229		2,94,55,229
TEXMACO RAIL & ENGINEERING LTD	(410608) Major HM Works (Lot-3)	2013-14	1,81,71,024		1,81,71,024
ANDRITZ HYDRO PVT. LTD.	(410701) Major E & M Works (Lot-2)	2013-14	69,80,910		69,80,910
MILLENIUM CEMENT CO.PVT. LTD.	(410601) SUPPLY OF CEMENT	2013-14	16,62,958		16,62,958
PROVISION FOR OTHER EXPENSES	(410601) Provision for Sales tax demand	2013-14	1,39,68,622		1,39,68,622
PROVISION FOR OTHER EXPENSES	(410601) Provision against arbitration award against the company	2013-14	76,25,73,320		76,25,73,320
S.T.I.- SAMCO ROPEWAY	Compensation for shifting of Bailey Bridge	EDC 2013-14	23,05,141		23,05,141
Sub-Total (A)			83,51,17,204	-	83,51,17,204
B. Liability pertains to Add Cap FY2013-14 {i.e from COD (19.05.2013) to 31.03.2014}					
PATEL ENGINEERING LTD.	(410301) Provision against arbitration award against the company in r/o Lot TL-1 (Civil) works	2013-14	24,30,38,246		24,30,38,246
TEXMACO RAIL & ENGINEERING LTD	(410608) Provision on a/c of cost compensation claim recommended by the standing committee in r/o LOT-3 (HM)	2013-14	66,61,195		66,61,195
Sub-Total (B)			24,96,99,441	-	24,96,99,441
C. Liability pertains to Add Cap -2014-15					
Excel Marketing Siliguri	Non-Clog Submersible Pump-Motor Set, Make: KSB, Model: Krt K 200-401/654Ug1-P - 2 PCS	2014-15	89,950	89,950	-
Excel Marketing Siliguri	Submersible Pump 90 Kw-KSB&Krtk150-401/954Ung1-K	2014-15	1,56,744	1,56,744	-
			2,46,694	2,46,694	-



Party	Asset/Work	Year of actual capitalisation	Liability as on 31.03.2018	Discharge in FY 2018-19	Liability as on 31.03.2018
D. Liability pertains to Add Cap -2015-16					
BHAGWAN LAL PRASAD	Compensation for 71 Project Affected Families - TLD III PS	2015-16	19,72,068	19,72,068	-
BIJAY KARKIDOLI	Compensation for 71 Project Affected Families - TLD III PS	2015-16	10,98,889	10,98,889	-
BIRENDRA SAHA	Compensation for 71 Project Affected Families - TLD III PS	2015-16	19,39,795	19,39,795	-
GANESH RAUT	Compensation for 71 Project Affected Families - TLD III PS	2015-16	10,42,604	10,42,604	-
JABED AHMAD ANSARI	Compensation for 71 Project Affected Families - TLD III PS	2015-16	6,04,158	6,04,158	-
KISHANDEO SAHU	Compensation for 71 Project Affected Families - TLD III PS	2015-16	16,25,877	16,25,877	-
MOHAMMAD ALAM	Compensation for 71 Project Affected Families - TLD III PS	2015-16	9,35,464	9,35,464	-
RABIN CHHETRI	Compensation for 71 Project Affected Families - TLD III PS	2015-16	15,88,979	15,88,979	-
SABITA DEVI GUPTA	Compensation for 71 Project Affected Families - TLD III PS	2015-16	15,76,076	15,76,076	-
TEK BAHADUR CHETTRI	Compensation for 71 Project Affected Families - TLD III PS	2015-16	2,41,166	2,41,166	-
TIKA RAM CHHETRI	Compensation for 71 Project Affected Families - TLD III PS	2015-16	14,40,932	14,40,932	-
			1,40,66,008	1,40,66,008	-
E. Liability pertains to Add Cap -2016-17					
EVERGREEN CONSTRUCTION COMPANY	Balance work of Strong Room By Covered Rcc Staircase, Cgi Shed Near Strong Room at Sec A	2016-17	62,687	62,687	-
R R ENTERPRISE	Construction of Rcc Plateform for Installation of 630 Kva & 63Kva Transformer, Additional Cable Trench And Drain at 33/11 Kv 2*2 MVA Substation at 27 Mile of TLD III PS	2016-17	10,939	10,939	-
EVERGREEN ENTERPRISE	Extention of Kendrilaya Vidyalaya at Sector A, TLD III PS	2016-17	1,80,522	1,80,522	-
RAM PRASAD DHAKAL	Tailrace Channels (Lowering Cum Widening of River & Right Bank From Rd 250 M To Rd 500 M of Barrage	2016-17	25,973	25,973	-
M/S SNEHA TECHNO EQUIPMENTS PVT LTD.	Induction Motor 415V, 3Ph, 4P Is:325, Is:12615, Ip 55, Dup 81, 54 A, 0.86Pf, Frame 225 S, 37Kw, 1425Rpm - 2 PCS	2016-17	58,347	58,347	-
			3,38,468	3,38,468	-



Party	Asset/Work	Year of actual capitalisation	Liability as on 31.03.2018	Discharge in FY 2018-19	Liability as on 31.03.2018
F. Liability pertains to Add Cap -2017-18					
ANDRITZ HYDRO PVT. LTD.	Balance Work of E&M Works - Taxes and duties now approved for payment	2017-18	1,07,13,183	1,07,13,183	-
C.B. CHETTRI	Balance Work - Channelisation of Railey Khola	2017-18	14,57,831	14,57,831	-
KAMAKHYA CONSTRUCTION	Balance work of Providing And Fixing Balance Paver Block Upto New Security Post in Front of PH Building of TLD III P	2017-18	2,71,336	2,71,336	-
KANCHANJUNGA ENTERPRISES	Balance work of Providing And Laying Levelling Concrete, Tiles, Etc at Backside of BCR TLD III PS	2017-18	924	924	-
MULTITECH ENGINEERS	Lifting Beam for 65 Mtspillway Stoplog Gantry Crane	2017-18	3,74,850	3,74,850	-
RESULTS MARINE PVT. LTD	Accelerograph System Along with All Accessories, Nanometrics & Test - 2 PCS	2017-18	3,48,774	3,48,774	-
EXCEL MARKETING SILIGURI	4.1 Hp Waste Water Submersible Pump Set, Ksb, Amarex N50- 222 S ,3 Phase, 3.10 K.W/4.10Hp,50Hz. - 2 PCS	2017-18	1,54,000	1,54,000	-
THE FRIENDSHIP	Radar Sensor 100 Meters Range Lr-560 - 2 PCS	2017-18	7,41,050	7,41,050	-
ANDRITZ HYDRO PVT LTD	DRS Compact Relay for Unit Protection	2017-18	7,20,557	7,20,557	-
OBLUM ELECTRICAL INDUSTRIES PVT. LTD., H	Surge Arrester 198Kv, 10Ka Class-III, Oblum, Model No Zaq - 3 PCS	2017-18	52,860	52,860	-
			1,48,35,365	1,48,35,365	-
Total (A+B+C+D+E+F)			1,11,43,03,180	2,94,86,535	1,08,48,16,645

For Lodha & Co
Chartered Accountants
FRN No. 301051E

Partner : H. K. Verma
M. No. 055104



For NHPC Limited

(M.G. Gokhale)
CE (Comml)
Commercial Division



Annexure-VI



NHPC LTD.

DOMESTIC FINANCE SECTION

STATEMENT SHOWING YEAR WISE SAVING ON ACCOUNT OF REFINANCING OF TERM LOANS WITH LOAN/BONDS IN R/O TLDP-III DURING THE PERIOD 2014-19

Amount Rs. in Lacs

S. No.	Particulars	FY 2014-15	FY 2015-16	FY 2016-17	FY 2017-18	FY 2018-19	TOTAL
A	Net Normative Loan - Opening as per Form-13A	119238.6	112246.37	104342.64	96594.94	87282.23	
B	Net Normative Loan - Closing as per Form-13A	112246.37	104342.64	96594.94	87282.23	79452.29	
C	Average Normative Loan during the Year (A+B)/2	115742.49	108294.51	100468.79	91938.59	83367.26	
D	Weighted Average rate of Interest if refinancing had not taken place as per Annexure - I	10.01%	9.78%	9.35%	8.88%	8.87%	
E	Weighted Average rate of Interest after refinancing as per Form-13A	10.01%	9.78%	9.24%	7.82%	7.66%	
F	Saving in weighted average rate of Interest due to refinancing (D-E)	0.00%	0.00%	0.11%	1.06%	1.21%	
G	Saving in Interest due to refinancing (C x F)	0.00	0.00	110.52	974.55	1008.74	2093.81



Chd (F) - Treasury

Myr. (F) - I/c

Myr. (F) - D.F. 18

DM (F)

Annexure-I

Name of the Company
Name of the Power Station

NHPC LTD.
TLDP-III POWER STATION

Calculation of Weighted Average Rate of Interest on Loans if refinancing had not taken place

(Amount in lacs)

Sl. no.	Particulars	2014-15	2015-16	2016-17	2017-18	2018-19
1	2	3	4	5	6	7
	LIC					
1	Gross loan - Opening	16000.00	16000.00	16000.00	16000.00	16000.00
	Cumulative repayments of Loans upto previous year	2666.67	4000.00	5333.33	6666.67	8000.00
	Net loan - Opening	13333.33	12000.00	10666.67	9333.33	8000.00
	Add: Drawal (s) during the Year	0.00	0.00	0.00	0.00	0.00
	Less: Repayment (s) of Loans during the year	1333.33	1333.33	1333.34	1333.33	1333.33
	Net loan - Closing	12000.00	10666.67	9333.33	8000.00	6666.67
	Average Net Loan	12666.67	11333.34	10000.00	8666.67	7333.34
	Rate of Interest on Loan	9.118%	9.118%	9.118%	9.118%	9.118%
	Interest on loan	1134.46	1015.55	891.32	769.58	647.67
2	UCO BANK					
	Gross loan - Opening	20000.00	20000.00	20000.00	20000.00	20000.00
	Cumulative repayments of Loans upto previous year	2500.00	4166.67	5833.33	7500.00	9166.67
	Net loan - Opening	17500.00	15833.33	14166.67	12500.00	10833.33
	Add: Drawal (s) during the Year	0.00	0.00	0.00	0.00	0.00
	Less: Repayment (s) of Loans during the year	1666.67	1666.66	1666.67	1666.67	1666.67
	Net loan - Closing	15833.33	14166.67	12500.00	10833.33	9166.67
	Average Net Loan	16666.67	15000.00	13333.34	11666.67	10000.00
	Rate of Interest on Loan	10.20%	10.20%	9.70%	9.70%	9.70%
	Interest on loan	1699.77	1476.70	1290.37	1131.45	969.78
3	PFC					
	Gross loan - Opening	50000.00	50000.00	50000.00	50000.00	50000.00
	Cumulative repayments of Loans upto previous year	21250.00	26250.00	31250.00	36250.00	41250.00
	Net loan - Opening	28750.00	23750.00	18750.00	13750.00	8750.00
	Add: Drawal (s) during the Year	0.00	0.00	0.00	0.00	0.00
	Less: Repayment (s) of Loans during the year	5000.00	5000.00	5000.00	5000.00	5000.00
	Net loan - Closing	23750.00	18750.00	13750.00	8750.00	3750.00
	Average Net Loan	26250.00	21250.00	16250.00	11250.00	6250.00
	Rate of Interest on Loan	10.54%	10.54%	10.54%	7.93%	7.93%
	Interest on loan	2721.63	2200.04	1494.50	858.18	461.68
4	PUNJAB & SIND BANK					
	Gross loan - Opening	12000.00	12000.00	12000.00	12000.00	12000.00
	Cumulative repayments of Loans upto previous year	0.00	250.00	1250.00	2250.00	3250.00
	Net loan - Opening	12000.00	11750.00	10750.00	9750.00	8750.00
	Add: Drawal (s) during the Year	0.00	0.00	0.00	0.00	0.00
	Less: Repayment (s) of Loans during the year	250.00	1000.00	1000.00	1000.00	1000.00
	Net loan - Closing	11750.00	10750.00	9750.00	8750.00	7750.00
	Average Net Loan	11875.00	11250.00	10250.00	9250.00	8250.00
	Rate of Interest on Loan	10.25%	10.25%	9.75%	9.75%	9.75%
	Interest on loan	1224.80	1110.60	989.32	894.06	796.56
5	STATE BANK OF HYDRABAD					
	Gross loan - Opening	1925.00	1925.00	1925.00	1925.00	1925.00
	Cumulative repayments of Loans upto previous year	0.00	0.00	40.10	200.52	360.94
	Net loan - Opening	1925.00	1925.00	1884.90	1724.48	1564.06
	Add: Drawal (s) during the Year	0.00	0.00	0.00	0.00	0.00
	Less: Repayment (s) of Loans during the year	0.00	40.10	160.42	160.42	160.42
	Net loan - Closing	1925.00	1884.90	1724.48	1564.06	1403.65
	Average Net Loan	1925.00	1904.95	1804.69	1644.27	1483.85
	Rate of Interest on Loan	10.20%	10.20%	9.75%	9.70%	9.70%
	Interest on loan	196.32	190.83	177.03	161.31	145.75



Chief (F) - Treasury

Mgr. (F) - LIC

Mgr. (F) - DFS

DM (F)

Annexure-I

Name of the Company
Name of the Power Station

NHPC LTD.
TLDP-III POWER STATION

Calculation of Weighted Average Rate of Interest on Loans if refinancing had not taken place

(Amount in lacs)

Sl. no.	Particulars	2014-15	2015-16	2016-17	2017-18	2018-19
6	STATE BANK OF INDIA -1000 Crore					
	Gross loan - Opening	17000.00	17000.00	17000.00	17000.00	17000.00
	Cumulative repayments of Loans upto previous year	0.00	0.00	0.00	1416.67	2833.33
	Net loan - Opening	17000.00	17000.00	17000.00	15583.33	14166.67
	Add: Drawal (s) during the Year	0.00	0.00	0.00	0.00	0.00
	Less: Repayment (s) of Loans during the year	0.00	0.00	1416.67	1416.67	1416.67
	Net loan - Closing	17000.00	17000.00	15583.33	14166.67	12750.00
	Average Net Loan	17000.00	17000.00	16291.67	14875.00	13458.33
	Rate of Interest on Loan	10.49%	10.25%	9.30%	9.15%	8.00%
	Interest on loan	1756.14	1646.04	1511.01	1242.16	1089.55
7	Q-SERIES BONDS					
	Gross loan - Opening	4500.00	4500.00	4500.00	4500.00	4500.00
	Cumulative repayments of Loans upto previous year	0.00	0.00	375.00	750.00	1125.00
	Net loan - Opening	4500.00	4500.00	4125.00	3750.00	3375.00
	Add: Drawal (s) during the Year	0.00	0.00	0.00	0.00	0.00
	Less: Repayment (s) of Loans during the year	0.00	375.00	375.00	375.00	375.00
	Net loan - Closing	4500.00	4125.00	3750.00	3375.00	3000.00
	Average Net Loan	4500.00	4312.50	3937.50	3562.50	3187.50
	Rate of Interest on Loan	9.25%	9.25%	9.25%	9.25%	9.25%
	Interest on loan	416.25	414.26	379.47	344.97	310.29
8	R1-SERIES BONDS					
	Gross loan - Opening	4920.00	4920.00	4920.00	4920.00	4920.00
	Cumulative repayments of Loans upto previous year	0.00	410.00	820.00	1230.00	1640.00
	Net loan - Opening	4920.00	4510.00	4100.00	3690.00	3280.00
	Add: Drawal (s) during the Year	0.00	0.00	0.00	0.00	0.00
	Less: Repayment (s) of Loans during the year	410.00	410.00	410.00	410.00	410.00
	Net loan - Closing	4510.00	4100.00	3690.00	3280.00	2870.00
	Average Net Loan	4715.00	4305.00	3895.00	3485.00	3075.00
	Rate of Interest on Loan	8.70%	8.70%	8.70%	8.70%	8.70%
	Interest on loan	423.25	388.42	351.07	315.95	280.57
	TOTAL LOANS					
	Gross loan - Opening	126345.00	126345.00	126345.00	126345.00	126345.00
	Cumulative repayments of Loans upto previous year	26416.67	35076.67	44901.76	56263.85	67625.93
	Net loan - Opening	99928.33	91268.33	81443.24	70081.15	58719.07
	Add: Drawal(s) during the Year	0.00	0.00	0.00	0.00	0.00
	Less: Repayment (s) of Loans during the year	8660.00	9825.09	11362.09	11362.08	11362.08
	Net loan - Closing	91268.33	81443.24	70081.15	58719.07	47356.99
	Average Net Loan	95598.33	86355.79	75762.19	64400.11	53038.03
	Interest on loan	9572.62	8442.46	7084.52	5717.65	4701.84
	Weighted average Rate of Interest on Loans	10.01%	9.78%	9.35%	8.88%	8.87%



[Signature]
Chief (F)-Treasury

[Signature]
Mgt. (F) - 1/c

[Signature]
Mgt. (F) - DFS

[Signature]
DM (F)

Name of the Company
Name of the Power Station

NHPC LTD.
TLDP-III POWER STATION
Calculation of Interest taken in Form 13

Figures in lacs

Sl. No.	Pricipal			From	to	Days	Interest Rate (%)	Interest	Intt. in form 13
									TOTAL
1	LIC								
	13333.33			01-Apr-14	29-Apr-14	29	9.118%	96.59	
	12666.67	30-Apr-14	666.66	30-Apr-14	30-Oct-14	184	9.118%	582.22	
	12000.00	31-Oct-14	666.67	31-Oct-14	31-Mar-15	152	9.118%	455.65	1134.46
	12000.00			01-Apr-15	29-Apr-15	29	9.118%	86.93	
	11333.33	30-Apr-15	666.67	30-Apr-15	30-Oct-15	184	9.118%	520.93	
	10666.67	31-Oct-15	666.66	31-Oct-15	31-Mar-16	153	9.118%	407.69	1015.55
	10666.67			01-Apr-16	29-Apr-16	29	9.118%	77.27	
	10000.00	30-Apr-16	666.67	30-Apr-16	30-Oct-16	184	9.118%	459.65	
	9333.33	31-Oct-16	666.67	31-Oct-16	31-Mar-17	152	9.118%	354.39	891.32
	9333.33			01-Apr-17	29-Apr-17	29	9.118%	67.45	
	8666.67	30-Apr-17	666.66	30-Apr-17	30-Oct-17	184	9.118%	398.36	
	8000.00	31-Oct-17	666.67	31-Oct-17	31-Mar-18	152	9.118%	303.77	769.58
	8000.00			01-Apr-18	29-Apr-18	29	9.118%	57.46	
	7333.33	30-Apr-18	666.67	30-Apr-18	30-Oct-18	184	9.118%	337.07	
	6666.67	31-Oct-18	666.66	31-Oct-18	31-Mar-19	152	9.118%	253.14	647.67
								4458.58	4458.58
2	UCO BANK								
	17500.00			01-Apr-14	29-Jun-14	90	10.20%	440.14	
	16666.67	30-Jun-14	833.33	30-Jun-14	30-Dec-14	184	10.20%	856.99	
	15833.33	31-Dec-14	833.34	31-Dec-14	31-Mar-15	91	10.20%	402.64	1699.77
	15833.33			01-Apr-15	30-Apr-15	30	10.20%	132.74	
	15833.33			01-May-15	29-Jun-15	60	9.95%	258.97	
	15000.00	30-Jun-15	833.33	30-Jun-15	04-Oct-15	97	9.95%	392.75	
	15000.00			05-Oct-15	30-Dec-15	87	9.70%	346.81	
	14166.67	31-Dec-15	833.33	31-Dec-15	31-Dec-15	1	9.70%	3.76	
	14166.67			01-Jan-16	31-Mar-16	91	9.70%	341.66	1476.70
	14166.67			01-Apr-16	29-Jun-16	90	9.70%	337.91	
	13333.33	30-Jun-16	833.34	30-Jun-16	30-Dec-16	184	9.70%	650.18	
	12500.00	31-Dec-16	833.33	31-Dec-16	31-Dec-16	1	9.70%	3.31	
	12500.00			01-Jan-17	31-Mar-17	90	9.70%	298.96	1290.37
	12500.00			01-Apr-17	29-Jun-17	90	9.70%	298.97	
	11666.67	30-Jun-17	833.33	30-Jun-17	30-Dec-17	184	9.70%	570.48	
	10833.33	31-Dec-17	833.33	31-Dec-17	31-Mar-18	91	9.70%	261.99	1131.45
	10833.33			01-Apr-18	29-Jun-18	90	9.70%	259.11	
	10000.00	30-Jun-18	833.33	30-Jun-18	30-Dec-18	184	9.70%	488.99	
	9166.67	31-Dec-18	833.33	31-Dec-18	31-Mar-19	91	9.70%	221.68	969.78
								6568.06	6568.06



[Signature]
Chief (F) - Treasury

[Signature]
Mgr. (F) - I/c

[Signature]
Mgr. (F) - D/F

[Signature]
DM(F)

Name of the Company
Name of the Power Station

NHPC LTD.
TLDP-III POWER STATION

Calculation of Interest taken in Form 13

Figures in lacs

Sl. No.	Principal			From	to	Days	Interest Rate (%)	Interest	Intt. in form 13
									TOTAL
3	PFC								
	28750			01-Apr-14	14-Apr-14	14	10.54%	116.23	
	27500	15-Apr-14	1250	15-Apr-14	14-Jul-14	91	10.54%	722.64	
	26250	15-Jul-14	1250	15-Jul-14	14-Oct-14	92	10.54%	697.37	
	25000	15-Oct-14	1250	15-Oct-14	14-Jan-15	92	10.54%	664.16	
	23750	15-Jan-15	1250	15-Jan-15	31-Mar-15	76	10.54%	521.22	2721.63
	23750			01-Apr-15	14-Apr-15	14	10.54%	96.02	
	22500	15-Apr-15	1250	15-Apr-15	14-Jul-15	91	10.54%	591.25	
	21250	15-Jul-15	1250	15-Jul-15	14-Oct-15	92	10.54%	564.54	
	20000	15-Oct-15	1250	15-Oct-15	14-Jan-16	92	10.54%	531.33	
	18750	15-Jan-16	1250	15-Jan-16	31-Mar-16	77	10.54%	416.91	2200.04
	18750			01-Apr-16	14-Apr-16	14	10.54%	75.80	
	17500	15-Apr-16	1250	15-Apr-16	14-Jul-16	91	10.54%	459.86	
	16250	15-Jul-16	1250	15-Jul-16	14-Oct-16	92	10.54%	431.71	
	15000	15-Oct-16	1250	15-Oct-16	15-Jan-17	93	7.93%	303.08	
	13750	16-Jan-17	1250	16-Jan-17	31-Mar-17	75	7.93%	224.05	1494.50
	13750			01-Apr-17	14-Apr-17	14	7.93%	41.82	
	12500	15-Apr-17	1250	15-Apr-17	14-Jul-17	91	7.93%	247.13	
	11250	15-Jul-17	1250	15-Jul-17	14-Oct-17	92	7.93%	224.86	
	10000	15-Oct-17	1250	15-Oct-17	14-Jan-18	92	7.93%	199.88	
	8750	15-Jan-18	1250	15-Jan-18	31-Mar-18	76	7.93%	144.48	858.18
	8750			01-Apr-18	14-Apr-18	14	7.93%	26.61	
	7500	15-Apr-18	1250	15-Apr-18	14-Jul-18	91	7.93%	148.28	
	6250	15-Jul-18	1250	15-Jul-18	14-Oct-18	92	7.93%	124.92	
	5000	15-Oct-18	1250	15-Oct-18	14-Jan-19	92	7.93%	99.94	
	3750	15-Jan-19	1250	15-Jan-19	31-Mar-19	76	7.93%	61.92	461.68
								7736.03	7736.03
4	PUNJAB & SIND BANK								
	12000			01-Apr-14	16-Jan-15	291	10.25%	980.63	
	11750	17-Jan-15	250	17-Jan-15	31-Mar-15	74	10.25%	244.17	1224.80
	11750			01-Apr-15	16-Apr-15	16	10.25%	52.79	
	11500	17-Apr-15	250	17-Apr-15	02-Jun-15	47	10.25%	151.78	
	11500			03-Jun-15	16-Jul-15	44	10.00%	138.63	
	11250	17-Jul-15	250	17-Jul-15	04-Oct-15	80	10.00%	246.35	
	11250			05-Oct-15	16-Oct-15	12	9.75%	36.06	
	11000	17-Oct-15	250	17-Oct-15	31-Dec-15	76	9.75%	223.32	
	11000			01-Jan-16	16-Jan-16	16	9.75%	46.89	
	10750	17-Jan-16	250	17-Jan-16	31-Mar-16	75	9.75%	214.78	1110.60
	10750			01-Apr-16	16-Apr-16	16	9.75%	45.82	
	10500	17-Apr-16	250	17-Apr-16	16-Jul-16	91	9.75%	254.54	
	10250	17-Jul-16	250	17-Jul-16	16-Oct-16	92	9.75%	251.21	



[Signature]
Chief (F) - Treasury

[Signature]
Mgr. (F) - I/c

[Signature]
Mgr. (F) - DFS

[Signature]
2M(f)

Name of the Company
Name of the Power Station

NHPC LTD.
TLDP-III POWER STATION
Calculation of Interest taken in Form 13

Figures in lacs

Sl. No.	Pricipal			From	to	Days	Interest Rate (%)	Interest	Intt. in form 13
									TOTAL
	10000	17-Oct-16	250	17-Oct-16	31-Dec-16	76	9.75%	202.28	
	10000			01-Jan-17	16-Jan-17	16	9.75%	42.74	
	9750	17-Jan-17	250	17-Jan-17	31-Mar-17	74	9.75%	192.73	989.32
	9750			01-Apr-17	16-Apr-17	16	9.75%	41.67	
	9500	17-Apr-17	250	17-Apr-17	16-Jul-17	91	9.75%	230.93	
	9250	17-Jul-17	250	17-Jul-17	16-Oct-17	92	9.75%	227.32	
	9000	17-Oct-17	250	17-Oct-17	16-Jan-18	92	9.75%	221.18	
	8750	17-Jan-18	250	17-Jan-18	31-Mar-18	74	9.75%	172.96	894.06
	8750			01-Apr-18	16-Apr-18	16	9.75%	37.40	
	8500	17-Apr-18	250	17-Apr-18	16-Jul-18	91	9.75%	206.62	
	8250	17-Jul-18	250	17-Jul-18	16-Oct-18	92	9.75%	202.75	
	8000	17-Oct-18	250	17-Oct-18	16-Jan-19	92	9.75%	196.60	
	7750	17-Jan-19	250	17-Jan-19	31-Mar-19	74	9.75%	153.20	796.56
								5015.35	5015.35
5	STATE BANK OF HYDERABAD								
	1925.00			01-Apr-14	31-Mar-15	365	10.20%	196.32	196.32
	1925.00			01-Apr-15	30-Apr-15	30	10.20%	16.14	
	1925.00			01-May-15	15-Jul-15	76	10.05%	40.28	
	1925.00			16-Jul-15	07-Oct-15	84	9.95%	44.08	
	1925.00			08-Oct-15	31-Dec-15	85	9.75%	43.70	
	1925.00			01-Jan-16	27-Mar-16	87	9.75%	44.61	
	1884.90	28-Mar-16	40.10	28-Mar-16	31-Mar-16	4	9.75%	2.01	190.83
	1884.90			01-Apr-16	27-Jun-16	88	9.75%	44.19	
	1844.79	28-Jun-16	40.10	28-Jun-16	27-Sep-16	92	9.75%	45.21	
	1804.69			28-Sep-16	31-Oct-16	34	9.75%	16.35	
	1804.69			01-Nov-16	27-Dec-16	57	9.70%	27.25	
	1764.58	28-Dec-16	40.10	28-Dec-16	31-Dec-16	4	9.70%	1.87	
	1764.58			01-Jan-17	27-Mar-17	86	9.70%	40.33	
	1724.48	28-Mar-17	40.10	28-Mar-17	31-Mar-17	4	9.70%	1.83	177.03
	1724.48			01-Apr-17	27-Jun-17	88	9.70%	40.33	
	1684.38	28-Jun-17	40.10	28-Jun-17	14-Sep-17	79	9.70%	35.36	
	1684.38			15-Sep-17	27-Sep-17	13	9.70%	5.82	
	1644.27	28-Sep-17	40.10	28-Sep-17	27-Dec-17	91	9.70%	39.76	
	1604.17	28-Dec-17	40.10	28-Dec-17	27-Mar-18	90	9.70%	38.37	
	1564.06	28-Mar-18	40.10	28-Mar-18	31-Mar-18	4	9.70%	1.66	161.31
	1564.06			01-Apr-18	27-Jun-18	88	9.70%	36.58	
	1523.96	28-Jun-18	40.10	28-Jun-18	27-Sep-18	92	9.70%	37.26	
	1483.85	28-Sep-18	40.10	28-Sep-18	27-Dec-18	91	9.70%	35.88	
	1443.75	28-Dec-18	40.10	28-Dec-18	27-Mar-19	90	9.70%	34.53	
	1403.65	28-Mar-19	40.10	28-Mar-19	31-Mar-19	4	9.70%	1.49	145.75
								871.23	871.23



[Signature]
Chief (F) - Treasury

[Signature]
Mgr. (F) - I/c

[Signature]
Mgr. (F) - D/S

[Signature]
D/M (F)

Name of the Company
Name of the Power Station

NHPC LTD.
TLDP-III POWER STATION
Calculation of Interest taken in Form 13

Figures in lacs

Sl. No.	Pricipal			From	to	Days	Interest Rate (%)	Interest	Intt. in form 13
									TOTAL
6	STATE BANK OF INDIA - 1000 crore								
	17000			01-Apr-14	31-Jul-14	122	10.49%	596.06	
	17000			01-Aug-14	31-Mar-15	243	10.25%	1160.08	1756.14
	17000			01-Apr-15	09-Apr-15	9	10.25%	42.97	
	17000			10-Apr-15	07-Jun-15	59	10.10%	277.54	
	17000			08-Jun-15	23-Sep-15	108	9.95%	500.50	
	17000			24-Sep-15	04-Oct-15	11	9.70%	49.70	
	17000			05-Oct-15	31-Mar-16	179	9.30%	775.34	1646.04
	17000			01-Apr-16	19-Jun-16	80	9.30%	346.52	
	17000			20-Jun-16	26-Jun-16	7	9.15%	29.83	
	16645.83	27-Jun-16	354.17	27-Jun-16	26-Sep-16	92	9.15%	383.90	
	16291.67	27-Sep-16	354.17	27-Sep-16	26-Dec-16	91	9.15%	371.65	
	15937.50	27-Dec-16	354.17	27-Dec-16	26-Mar-17	90	9.15%	359.58	
	15583.33	27-Mar-17	354.17	27-Mar-17	31-Mar-17	5	9.15%	19.53	1511.01
	15583.33			01-Apr-17	19-Jun-17	80	9.15%	312.52	
	15583.33			20-Jun-17	26-Jun-17	7	8.00%	23.91	
	15229.17	27-Jun-17	354.17	27-Jun-17	26-Sep-17	92	8.00%	307.09	
	14875.00	27-Sep-17	354.17	27-Sep-17	26-Dec-17	91	8.00%	296.68	
	14520.83	27-Dec-17	354.17	27-Dec-17	26-Mar-18	90	8.00%	286.44	
	14166.67	27-Mar-18	354.17	27-Mar-18	31-Mar-18	5	8.00%	15.53	1242.16
	14166.67			01-Apr-18	26-Jun-18	87	8.00%	270.14	
	13812.50	27-Jun-18	354.17	27-Jun-18	26-Sep-18	92	8.00%	278.52	
	13458.33	27-Sep-18	354.17	27-Sep-18	26-Dec-18	91	8.00%	268.43	
	13104.17	27-Dec-18	354.17	27-Dec-18	26-Mar-19	90	8.00%	258.49	
	12750.00	27-Mar-19	354.17	27-Mar-19	31-Mar-19	5	8.00%	13.97	1089.55
								7244.91	7244.91
7	Q-SERIES BONDS								
	4500			01-Apr-14	31-Mar-15	365	9.25%	416.25	416.25
	4500			01-Apr-15	11-Mar-16	346	9.25%	393.35	
	4125			12-Mar-16	31-Mar-16	20	9.25%	20.91	414.26
	4125			01-Apr-16	09-Mar-17	343	9.25%	358.56	
	3750	10-Mar-17	375	10-Mar-17	31-Mar-17	22	9.25%	20.91	379.47
	3750			01-Apr-17	11-Mar-18	345	9.25%	327.87	
	3375	12-Mar-18	375	12-Mar-18	31-Mar-18	20	9.25%	17.11	344.97
	3375			01-Apr-18	11-Mar-19	345	9.25%	295.08	
	3000	12-Mar-19	375	12-Mar-19	31-Mar-19	20	9.25%	15.21	310.29
								1865.24	1865.24



[Signature]
Chief (F) - Treasury

[Signature]
Mgr. (F) - I/c
216

[Signature]
Mgr. (F) - D.F.S

[Signature]
DM (F)

Name of the Company
Name of the Power Station

NHPC LTD.
TLDP-III POWER STATION
Calculation of Interest taken in Form 13

Figures in lacs

Sl. No.	Principal			From	to	Days	Interest Rate (%)	Interest	Intt. in form 13
									TOTAL
8 R1-SERIES BONDS									
	4920			01-Apr-14	10-Feb-15	316	8.70%	370.58	
	4510			11-Feb-15	31-Mar-15	49	8.70%	52.67	423.25
	4510			01-Apr-15	10-Feb-16	316	8.70%	339.70	
	4100	11-Feb-16	410	11-Feb-16	31-Mar-16	50	8.70%	48.73	388.42
	4100			01-Apr-16	10-Feb-17	316	8.70%	307.9724	
	3690	11-Feb-17	410	11-Feb-17	31-Mar-17	49	8.70%	43.10	351.07
	3690			01-Apr-17	08-Feb-18	314	8.70%	276.17	
	3280	09-Feb-18	410	09-Feb-18	31-Mar-18	51	8.70%	39.77	315.95
	3280			01-Apr-18	10-Feb-19	316	8.70%	247.05	
	2870	11-Feb-19	410	11-Feb-19	31-Mar-19	49	8.70%	33.52	280.57
								1759.27	1759.27



[Signature]
Chief Treasury

[Signature]
Mys. (F)-1/c

[Signature]
Mys. (F)-DES

[Signature]
DM(F)



NHPC LTD.
DOMESTIC FINANCE SECTION
STATEMENT SHOWING PROJECT WISE COST OF REFINANCING UP TO 31.03.2019

Amount in Rs.

NAME OF PROJECTS	Trusteeship Fee, Credit Rating-CARE, RTA, Listing-NSE/BSE, NSDL/CDSL, DTD Stamp Duty, DTD Registration Consultant, Cerification-Utilization/Security Coverage, Charge for V and V1 Series Bonds				Trusteeship Fee, Credit Rating-CARE, RTA, Listing-NSE/BSE, NSDL/CDSL, DTD Stamp Duty, DTD Registration Consultant, Cerification-Utilization/Security Coverage, Charge for W1 and W2 Series Bonds				Premium on Prepayment of term loan from PFC Ltd.				TOTAL REFINANCING COST			
	F/Y 2016-17	F/Y 2017-18	F/Y 2018-19	TOTAL up to F/Y 2018-19	F/Y 2016-17	F/Y 2017-18	F/Y 2018-19	TOTAL up to F/Y 2018-19	F/Y 2016-17	F/Y 2017-18	F/Y 2018-19	TOTAL up to F/Y 2018-19	F/Y 2016-17	F/Y 2017-18	F/Y 2018-19	TOTAL up to F/Y 2018-19
Chamera-III Power Station		2,31,717	20,268	2,31,717	-	-	-	-	-	-	-	-	-	2,31,717	20,268	2,51,985
Chutak Power Station		747	64	747	-	29,852	1,820	29,852	-	33,04,000	-	33,04,000	-	33,34,599	1,884	33,36,483
Nimmo-Bazgo Power Station		5,882	516	5,882	-	83,069	5,060	83,069	-	-	-	-	-	88,951	5,576	94,527
Parbati-III Power Station	5,02,202	59,493	49,136	5,61,695	-	1,84,337	11,232	1,84,337	-	-	-	-	5,02,202	2,43,830	60,368	8,06,400
Sewa-II Power Station	-	-	-	-	-	69,136	4,212	69,136	-	63,96,338	-	63,96,338	-	64,65,474	4,212	64,69,686
Teesta-V Power Station	-	-	-	-	-	17,792	1,084	17,792	-	16,46,100	-	16,46,100	-	16,63,892	1,084	16,64,976
TLDP-III Power Station	2,13,275	25,266	20,868	2,38,541	-	2,69,282	16,408	2,69,282	-	99,56,250	-	99,56,250	2,13,275	1,02,50,798	37,276	1,05,01,349
TLDP-IV Power Station	-	-	-	-	-	1,88,229	11,472	1,88,229	4,31,25,000	-	-	4,31,25,000	4,31,25,000	1,88,229	11,472	4,33,24,701
Uri-II Power Station	4,82,590	57,170	47,216	5,39,760	-	1,84,560	11,248	1,84,560	-	-	-	-	4,82,590	2,41,730	58,464	7,82,784
TOTAL SAVING OF O&M	11,98,067	3,80,275	1,38,068	15,78,342	-	10,26,257	62,536	10,26,257	4,31,25,000	2,13,02,688	-	6,44,27,688	4,43,23,067	2,27,09,220	2,00,604	6,72,32,891
Parbati-II		67,899	5,940	67,899	-	8,66,900	52,828	8,66,900	-	6,44,72,250	-	6,44,72,250	-	6,54,07,049	58,768	6,54,65,817
Kishanganga		58,894	5,152	58,894	-	30,914	1,884	30,914	-	-	-	-	-	89,808	7,036	96,844
Subansiri Lower Project		2,85,006	24,932	2,85,006	-	93,682	5,708	93,682	-	-	-	-	-	3,78,688	30,640	4,09,328
TOTAL O&M PROJECTS	-	4,11,799	36,024	4,11,799	-	9,91,496	60,420	9,91,496	-	6,44,72,250	-	6,44,72,250	-	6,58,75,545	96,444	6,59,71,989
GTRAND TOTAL	11,98,067	7,92,074	1,74,092	19,90,141	-	20,17,753	1,22,956	20,17,753	4,31,25,000	8,57,74,938	-	12,88,99,938	4,43,23,067	8,85,84,765	2,97,048	13,32,04,880



[Signature]
Chief (F) Treasury

[Signature]
Myr. (F) - I/c

[Signature]
 18/7/18
Myr. (F) - D.F.S

[Signature]
gm (f)

Annexure-VII



एन एच पी सी लिमिटेड
(भारत सरकार का उद्यम)

NHPC Limited
(A Government of India Enterprise)

संदर्भ सं./Ref. No. NH/Comml/Tariff/315/2014/1113

The Secretary,
Central Electricity Regulatory Commission,
3rd & 4th Floor, Chanderlok Building, 36,
Janpath, New Delhi – 110 001.


फोन/Phone : _____
दिनांक/Date: 29.04.2012
क. वि. वि. आयोग
दिनांक 30/4/2014
प्राप्त हुआ
अरविश्वराम

Sub.: Payment of yearly installment of filing fees for tariff petitions of 18 power stations of NHPC Limited for the tariff period 2014-15.

Sir,

We are in process of filing tariff petitions for our 18 projects. The requisite filing fee for the financial year 2014-15 has been paid by us through RTGS/NEFT as detailed below:

Sl. No.	Name of Project	Installed Capacity (MW)	Petition No.	Filing fee @ ₹4400/MW/Annum for FY 2014-15	UTR No.
1	Parbati-III	520	Yet to be filed	22,88,000	SBIN814118286640
2	Uri-II	240	Yet to be filed	10,56,000	SBIN814118286543
3	Nimoo Bazgo	45	Yet to be filed	1,98,000	SBIN714118978586
4	TLDP-III	132	Yet to be filed	5,80,800	SBIN814118294515
5	Chutak	44	Yet to be filed	1,93,600	SBIN814118286623
6	Chamera-III	231	Yet to be filed	10,16,400	SBIN814118294517
7	Sewa-II	120	Yet to be filed	5,28,000	SBIN814118294514
8	Teesta-V	510	Yet to be filed	22,44,000	SBIN814118286637
9	Dulhasti	390	Yet to be filed	17,16,000	SBIN814118286619
10	Dhauliganga	280	Yet to be filed	12,32,000	SBIN814118286565
11	Chamera-II	300	Yet to be filed	13,20,000	SBIN814118294436
12	Rangit	60	Yet to be filed	2,64,000	SBIN814118286782
13	Uri-I	480	Yet to be filed	21,12,000	SBIN814118286627
14	Chamera-I	540	Yet to be filed	23,76,000	SBIN814118286779
15	Tanakpur	94.2	Yet to be filed	4,14,480	SBIN814118286787
16	Salal	690	Yet to be filed	30,36,000	SBIN814118286785
17	Loktak	105	Yet to be filed	4,62,000	SBIN814118294513
18	Bairasiul	180	Yet to be filed	7,92,000	SBIN814118294516
Total filing fee to be paid for FY 2014-15				2,18,29,280	



219

Contd.2

- 2 -

Details of remittance through RTGS/NEFT are provided in enclosed **Form-I** as per CERC (Payment of Fees) Regulations, 2012 for each project.

Kindly acknowledge receipt.

Encl.: Form-I (18 sheets).

Thanking you,

Yours sincerely,

A.K. Pandey
29/11/14

(A. K. Pandey)

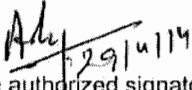
Chief Engineer (Comml.)

Telefax No.0129-2256558

o/c



Form-I

Sl. No.	Particulars	
1	Name of the Petitioner/Applicant	NHPC LIMITED
2	Address of the Petitioner/Applicant	NHPC OFFICE COMPLEX, SECTOR-33, FARIDABAD-121003 (HARYANA)
3	Subject Matter	Payment of yearly installment (i.e. for FY 2014-15) of filing fee for Tariff Petition regarding approval of generation tariff of TLDP -III HE Project for the period 01.04.2014 to 31.03.2019.
4	Petition No., if any	
5	Details of generation assets	
(a)	generating station/units	TLDP -III / 4 units
(b)	Capacity in MW	132 MW (4 x 33 MW)
(c)	Date of commercial operation	19.05.2013
(d)	Period for which fee paid	01.04.2014 to 31.03.2015
(e)	Amount of fee paid	₹5,80,800 /-
(f)	Surcharge, if any	Nil
6	Details of transmission assets	
(a)	Transmission line and sub-stations	NOT APPLICABLE
(b)	Date of commercial operation	
(c)	Period for which fee paid	
(d)	Amount of fee paid	
(e)	Surcharge, if any	
7	Fee paid for Adoption of tariff for	
(a)	Generation asset	NOT APPLICABLE
(b)	Transmission asset	
8	Application fee for licence	
(a)	Trading licence	NOT APPLICABLE
(b)	Transmission licence	
(c)	Period for which paid	
(d)	Amount of fee paid	
9	Fees paid for Miscellaneous Application	NOT APPLICABLE
10	Fees paid for Interlocutory Application	NOT APPLICABLE
11	Fee paid for Regulatory Compliance petition	NOT APPLICABLE
12	Fee paid for Review Application	NOT APPLICABLE
13	Licence fee for inter-State Trading	
(a)	Category	NOT APPLICABLE
(b)	Period	
(c)	Amount of fee paid	
(d)	Surcharge, if any	
14	Licence fee for inter-State Transmission	
(a)	Expected/Actual transmission charge	NOT APPLICABLE
(b)	Period	
(c)	Amount of fee calculated as a percentage of transmission charge.	
(d)	Surcharge, if any	
15	Annual Registration Charge for Power Exchange	
(a)	Period	NOT APPLICABLE
(b)	Amount of turnover	
(c)	Fee paid	
(d)	Surcharge, if any	
16	Details of fee remitted	
(a)	UTR No.	SBIN814118294515
(b)	Date of remittance	28.04.2014
(c)	Amount remitted	₹5,80,800 /-
Note : While Sl. Nos. 1 to 3 and 16 are compulsory, the rest may be filled up as applicable.		
 Signature of the authorized signatory with date		





एनएचपीसी लिमिटेड
(भारत सरकार का उद्यम)

NHPC Limited

(A Government of India Enterprise)

फोन/Phone :

दिनांक/Date : 28.04.2015

संदर्भ सं./Ref. No. NH/Comm/Tariff/315/2015/799

The Secretary,
Central Electricity Regulatory Commission,
3rd & 4th Floor, Chanderlok Building, 36,
Janpath, New Delhi – 110 001.

Sub.: Payment of yearly installment of filing fees for tariff petitions of 18 power stations of NHPC Limited for the tariff period 2014-19-Regg.

Sir,

We have filled tariff petitions for our 17 projects and filing of tariff petition for Parbati-III project is in process. The requisite filing fee for the financial year 2015-16 has been paid by us through RTGS/NEFT as detailed below:

Sl. No.	Name of Project	Installed Capacity (MW)	Petition No.	Filing fee @ ₹4400/MW/Annum for FY 2015-16	UTR No.
1	Parbati-III	520	Yet to be filed	22,88,000	SBIN215117557088
2	Uri-II	240	250/GT/2014	10,56,000	SBIN215117557124
3	Nimoo Bazgo	45	229/GT/2014	1,98,000	SBIN215117557415
4	TLDP-III	132	248/GT/2014	5,80,800	SBIN215117557164
5	Chutak	44	252/GT/2014	1,93,600	SBIN215117557414
6	Chamera-III	231	249/GT/2014	10,16,400	SBIN215117557121
7	Sewa-II	120	251/GT/2014	5,28,000	SBIN215117557411
8	Teesta-V	510	234/GT/2014	22,44,000	SBIN215117557161
9	Dulhasti	390	231/GT/2014	17,16,000	SBIN215117557435
10	Dhauliganga	280	230/GT/2014	12,32,000	SBIN215117557131
11	Chamera-II	300	233/GT/2014	13,20,000	SBIN215117557420
12	Rangit	60	232/GT/2014	2,64,000	SBIN215117557440
13	Uri-I	480	238/GT/2014	21,12,000	SBIN215117557463
14	Chamera-I	540	237/GT/2014	23,76,000	SBIN215117557111
15	Tanakpur	94.2	226/GT/2014	4,14,480	SBIN215117557035
16	Salal	690	236/GT/2014	30,36,000	SBIN215117557156
17	Loktak	105	228/GT/2014	4,62,000	SBIN215117557416
18	Bairasiul	180	235/GT/2014	7,92,000	SBIN215117557099
Total filing fee to be paid for FY 2015-16				2,18,29,280	

Contd.2



पंजीकृत कार्यालय : एन एच पी सी ऑफिस कॉम्प्लेक्स, सेक्टर-33, फरीदाबाद - 121003, हरियाणा
Regd. Office : NHPC Office Complex, Sector-33, Faridabad - 121 003, Haryana
CIN : L40101HR1975GOI032564; Website : www.nhpcindia.com; E-mail :
webmaster@nhpc.nic.in; Fax : 0129-2277941; EPABX No. : 0129-2588110/2588500



357

Continuation Sheet No.2.....

Details of remittance through RTGS/NEFT are indicated in enclosed **Form-I** as per CERC (Payment of Fees) Regulations, 2012.

Encl.: Form-I (18 sheets).

Thanking you,

Yours sincerely,




A.K. Pandey
28/4/15
(A. K. Pandey)
Chief Engineer (Comml.)
Telefax No.0129-2256558

%

Sl. No.	Particulars	
1	Name of the Petitioner/Applicant	NHPC LIMITED
2	Address of the Petitioner/Applicant	NHPC OFFICE COMPLEX, SECTOR-33, FARIDABAD-121003 (HARYANA)
3	Subject Matter	Payment of yearly installment (i.e. for FY 2015-16) of filing fee for Tariff Petition regarding approval of generation tariff of TLDP -III HE Project for the period 01.04.2014 to 31.03.2019.
4	Petition No., if any	248/GT/2014
5	Details of generation assets	
(a)	generating station/units	TLDP -III / 4 units
(b)	Capacity in MW	132 MW (4 x 33 MW)
(c)	Date of commercial operation	19.05.2013
(d)	Period for which fee paid	01.04.2015 to 31.03.2016
(e)	Amount of fee paid	₹5,80,800 /-
(f)	Surcharge, if any	Nil
6	Details of transmission assets	
(a)	Transmission line and sub-stations	NOT APPLICABLE
(b)	Date of commercial operation	
(c)	Period for which fee paid	
(d)	Amount of fee paid	
(e)	Surcharge, if any	
7	Fee paid for Adoption of tariff for	
(a)	Generation asset	NOT APPLICABLE
(b)	Transmission asset	
8	Application fee for licence	
(a)	Trading licence	NOT APPLICABLE
(b)	Transmission licence	
(c)	Period for which paid	
(d)	Amount of fee paid	
9	Fees paid for Miscellaneous Application	NOT APPLICABLE
10	Fees paid for Interlocutory Application	NOT APPLICABLE
11	Fee paid for Regulatory Compliance petition	NOT APPLICABLE
12	Fee paid for Review Application	NOT APPLICABLE
13	Licence fee for inter-State Trading	
(a)	Category	NOT APPLICABLE
(b)	Period	
(c)	Amount of fee paid	
(d)	Surcharge, if any	
14	Licence fee for inter-State Transmission	
(a)	Expected/Actual transmission charge	NOT APPLICABLE
(b)	Period	
(c)	Amount of fee calculated as a percentage of transmission charge.	
(d)	Surcharge, if any	
15	Annual Registration Charge for Power Exchange	
(a)	Period	NOT APPLICABLE
(b)	Amount of turnover	
(c)	Fee paid	
(d)	Surcharge, if any	
16	Details of fee remitted	
(a)	UTR No.	SBIN215117557164
(b)	Date of remittance	27.04.2014
(c)	Amount remitted	₹5,80,800 /-

Note : While Sl. Nos. 1 to 3 and 16 are compulsory, the rest may be filled up as applicable.


Signature of the authorized signatory with date





53

एनएचपीसी लिमिटेड
(भारत सरकार का उद्यम)


NHPC Limited
(A Government of India Enterprise)

संदर्भ सं./Ref. No. NH/Comm/Tariff/315/2016/1048

फोन/Phone :

29.04.2016

The Secretary,
Central Electricity Regulatory Commission,
3rd & 4th Floor, Chanderlok Building,
36-Janpath, New Delhi – 110 001.



Sub.: Payment of yearly installment (FY 2016-17) of filing fees in respect of tariff petitions of 18 power stations of NHPC Limited-Regg.

Sir,

We have already filled tariff petitions for our 17 power stations and filing of tariff petition for Parbati-III power station for the period 2014-19 is in process. The requisite filing fee for the financial year 2016-17 has been paid by us through RTGS/NEFT as detailed below:

Sl. No.	Name of Project	Installed Capacity (MW)	Petition No.	Filing fee @ ₹4400/MW/Annum for FY 2016-17	UTR No.
1	Parbati-III	520	Yet to be filed	22,88,000	SBIN316119888222
2	Uri-II	240	250/GT/2014	10,56,000	SBIN316119888095
3	Nimoo Bazgo	45	229/GT/2014	1,98,000	SBIN316119888194
4	TLDP-III	132	248/GT/2014	5,80,800	SBIN316119888257
5	Chutak	44	252/GT/2014	1,93,600	SBIN316119888147
6	Chamera-III	231	249/GT/2014	10,16,400	SBIN316119888070
7	Sewa-II	120	251/GT/2014	5,28,000	SBIN316119888262
8	Teesta-V	510	234/GT/2014	22,44,000	SBIN316119888200
9	Dulhasti	390	231/GT/2014	17,16,000	SBIN316119888124
10	Dhauliganga	280	230/GT/2014	12,32,000	SBIN316119888099
11	Chamera-II	300	233/GT/2014	13,20,000	SBIN316119888121
12	Rangit	60	232/GT/2014	2,64,000	SBIN316119888209
13	Uri-I	480	238/GT/2014	21,12,000	SBIN316119888206
14	Chamera-I	540	237/GT/2014	23,76,000	SBIN316119888224
15	Tanakpur	94.2	226/GT/2014	4,14,480	SBIN316119888250
16	Salal	690	236/GT/2014	30,36,000	SBIN316119888210
17	Loktak	105	228/GT/2014	4,62,000	SBIN316119888236
18	Bairasiul	180	235/GT/2014	7,92,000	SBIN316119888215
Total filing fee to be paid for FY 2016-17				2,18,29,280	

Contd.2/.....

पंजीकृत कार्यालय : एन एच पी सी ऑफिस कॉम्प्लेक्स, सेक्टर-33, फरीदाबाद - 121003, हरियाणा
Regd. Office : NHPC Office Complex, Sector-33, Faridabad - 121 003, Haryana
CIN : L40101HR1975GOI032564; Website : www.nhpcindia.com; E-mail :
webmaster@nhpc.nic.in; Fax : 0129-2277941; EPABX No. : 0129-2588110/2588500



52



Continuation Sheet No. 2

Details of remittance through RTGS/NEFT are indicated in enclosed **Form-I** separately for 18 Power Stations as per CERC (Payment of Fees) Regulations, 2012.


Encl.: Form-I (18 sheets).

Thanking you,

Yours sincerely,




(Parag Saxena)
Chief Engineer (Comml.)
Telefax No.0129-2256035


% 23/04/16

Sl. No.	Particulars	
1	Name of the Petitioner/Applicant	NHPC LIMITED
2	Address of the Petitioner/Applicant	NHPC OFFICE COMPLEX, SECTOR-33, FARIDABAD-121003 (HARYANA)
3	Subject Matter	Payment of yearly installment (i.e. for FY 2016-17) of filing fee for Tariff Petition regarding approval of generation tariff of TLDP -III HE Project for the period 01.04.2014 to 31.03.2019.
4	Petition No., if any	248/GT/2014
5	Details of generation assets	
	(a) generating station/units	TLDP -III / 4 units
	(b) Capacity in MW	132 MW (4 x 33 MW)
	(c) Date of commercial operation	19.05.2013
	(d) Period for which fee paid	01.04.2016 to 31.03.2017
	(e) Amount of fee paid	₹ 5,80,800 /-
	(f) Surcharge, if any	Nil
6	Details of transmission assets	
	(a) Transmission line and sub-stations	NOT APPLICABLE
	(b) Date of commercial operation	
	(c) Period for which fee paid	
	(d) Amount of fee paid	
	(e) Surcharge, if any	
7	Fee paid for Adoption of tariff for	
	(a) Generation asset	NOT APPLICABLE
	(b) Transmission asset	
8	Application fee for licence	
	(a) Trading licence	NOT APPLICABLE
	(b) Transmission licence	
	(c) Period for which paid	
	(d) Amount of fee paid	
9	Fees paid for Miscellaneous Application	NOT APPLICABLE
10	Fees paid for Interlocutory Application	NOT APPLICABLE
11	Fee paid for Regulatory Compliance petition	NOT APPLICABLE
12	Fee paid for Review Application	NOT APPLICABLE
13	Licence fee for inter-State Trading	
	(a) Category	NOT APPLICABLE
	(b) Period	
	(c) Amount of fee paid	
	(d) Surcharge, if any	
14	Licence fee for inter-State Transmission	
	(a) Expected/Actual transmission charge	NOT APPLICABLE
	(b) Period	
	(c) Amount of fee calculated as a percentage of transmission charge.	
	(d) Surcharge, if any	
15	Annual Registration Charge for Power Exchange	
	(a) Period	NOT APPLICABLE
	(b) Amount of turnover	
	(c) Fee paid	
	(d) Surcharge, if any	
16	Details of fee remitted	
	(a) UTR No.	SBIN316119888257
	(b) Date of remittance	28.04.2016
	(c) Amount remitted	₹ 5,80,800 /-

Note : While Sl. Nos. 1 to 3 and 16 are compulsory, the rest may be filled up as applicable.

Signature of the authorized signatory with date

227





एनएचपीसी लिमिटेड
(भारत सरकार का उद्यम)

NHPC Limited
(A Government of India Enterprise)

संदर्भ सं./Ref. No. NH/Comm/Tariff/315/2017/963

फोन/Phone : _____
दिनांक/Date : 28.04.2017

Secretary,
Central Electricity Regulatory Commission,
3rd & 4th Floor, Chanderlok Building,
36-Janpath,
New Delhi – 110 001.

Sub.: Payment of yearly installment (FY 2017-18) of filing fees in respect of tariff petitions of 19 power stations of NHPC Limited-Regg.


Sir,

We have submitted tariff petitions for our 19 power stations for the period 2014-19 in CERC. In compliance to Regulation 3 of CERC (Payment of Fees) Regulations, 2012, the requisite filing fee (@ ₹4400/MW) for the financial year 2017-18 works out to ₹ 2,08,02,694/- as per the details enclosed at Annexure-I. We had earlier remitted filing fee in respect of our Parbati-III & TLDP-IV Power Stations based on anticipated COD of different units. However, the actual COD of units have been changed subsequently. Accordingly, the excess / shortfall in filing fee for the previous years in respect of above two power stations have also been adjusted this time. The details of computations of the same are enclosed at Annexure-II and Annexure-III for Parbati-III & TLDP-IV Power Stations respectively.

The total filing fee of ₹ 2,08,02,694/- (Rs. Two Crore Eight Lakhs Two Thousand Six Hundred Ninety Four only) has been remitted in CERC account (A/c no. 209914801140001, Corporation Bank, KG Marg, New Delhi) with UTR No. SBIN317115658067 on 25.04.2017. Details of remittance through RTGS/NEFT are indicated in enclosed Form-I (Annexure-IV) separately for 19 Power Stations as per CERC (Payment of Fees) Regulations, 2012.

Encl.: As above.

Thanking you,



Yours sincerely,

(A K Pandey)

Chief Engineer (Comm.)
Telefax No.0129-2256558

पंजीकृत कार्यालय : एन एच पी सी ऑफिस कॉम्प्लेक्स, सेक्टर-33, फरीदाबाद – 121003, हरियाणा
Regd. Office : NHPC Office Complex, Sector-33, Faridabad - 121 003, Haryana
CIN : L40101HR1975GOI032564; Website : www.nhpcindia.com; E-mail :
webmaster@nhpc.nic.in; Fax : 0129-2277941; EPABX No. : 0129-2588110/2588500

Tariff Filing Fee for FY 2017-18 - NHPC Power Stations

Sl No.	Name of project	Installed Capacity (MW)	Filing Fee @ ₹ 4400/MW/annum
1	Bairasiul	180	7,92,000
2	Loktak	105	4,62,000
3	Salal	690	30,36,000
4	Tanakpur	94.2	4,14,480
5	Chamera-I	540	23,76,000
6	Uri-I	480	21,12,000
7	Rangit	60	2,64,000
8	Chamera-II	300	13,20,000
9	Dhauliganga	280	12,32,000
10	Dulhasti	390	17,16,000
11	Teesta-V	510	22,44,000
12	Sewa -II	120	5,28,000
13	Chamera-III	231	10,16,400
14	Chutak	44	1,93,600
15	TLDP-III	132	5,80,800
16	Nimoo Bazgo	45	1,98,000
17	Uri-II	240	10,56,000
18	Parbati-III *	520	5,45,359
19	TLDP-IV ^	160	7,16,055
Total (Amount in ₹)			2,08,02,694

Note:

* Amount of (-) ₹ 17,42,641/- has been adjusted (Ref: Annexure-II)

^ Amount of (+) ₹ 12,055/- has been adjusted (Ref: Annexure-III)



Sl. No.	Particulars	
1	Name of the Petitioner/Applicant	NHPC LIMITED
2	Address of the Petitioner/Applicant	NHPC OFFICE COMPLEX, SECTOR-33, FARIDABAD-121003 (HARYANA)
3	Subject Matter	Payment of yearly installment (i.e. for FY 2017-18) of filing fee for Tariff Petition regarding approval of generation tariff of TLDP -III HE Project for the period 01.04.2014 to 31.03.2019.
4	Petition No., if any	248/GT/2014
5	Details of generation assets	
	(a) generating station/units	TLDP -III / 4 units
	(b) Capacity in MW	132 MW (4 x 33 MW)
	(c) Date of commercial operation	19.05.2013
	(d) Period for which fee paid	01.04.2017 to 31.03.2018
	(e) Amount of fee paid	₹ 5,80,800 /-
	(f) Surcharge, if any	Nil
6	Details of transmission assets	
	(a) Transmission line and sub-stations	NOT APPLICABLE
	(b) Date of commercial operation	
	(c) Period for which fee paid	
	(d) Amount of fee paid	
	(e) Surcharge, if any	
7	Fee paid for Adoption of tariff for	
	(a) Generation asset	NOT APPLICABLE
	(b) Transmission asset	
8	Application fee for licence	
	(a) Trading licence	NOT APPLICABLE
	(b) Transmission licence	
	(c) Period for which paid	
	(d) Amount of fee paid	
9	Fees paid for Miscellaneous Application	
10	Fees paid for Interlocutory Application	
11	Fee paid for Regulatory Compliance petition	
12	Fee paid for Review Application	
13	Licence fee for inter-State Trading	
	(a) Category	NOT APPLICABLE
	(b) Period	
	(c) Amount of fee paid	
	(d) Surcharge, if any	
14	Licence fee for inter-State Transmission	
	(a) Expected/Actual transmission charge	NOT APPLICABLE
	(b) Period	
	(c) Amount of fee calculated as a percentage of transmission charge.	
	(d) Surcharge, if any	
15	Annual Registration Charge for Power Exchange	
	(a) Period	NOT APPLICABLE
	(b) Amount of turnover	
	(c) Fee paid	
	(d) Surcharge, if any	
16	Details of fee remitted	
	(a) UTR No.	SBIN317115658067
	(b) Date of remittance	25.04.2017
	(c) Amount remitted	₹5,80,800 /-

Note : While Sl. Nos. 1 to 3 and 16 are compulsory, the rest may be filled up as applicable.

12/04/17
Signature of the authorized signatory with date





एनएचपीसी लिमिटेड
(भारत सरकार का उद्यम)

NHPC Limited

(A Government of India Enterprise)

संदर्भ सं./Ref. No. NH/Comml/Tariff/315/2018/785

फोन/Phone : _____

दिनांक/Date : 27.04.2018

Secretary,
Central Electricity Regulatory Commission,
3rd & 4th Floor, Chanderlok Building,
36-Janpath,
New Delhi – 110 001.

Sub.: Payment of yearly installment (FY 2018-19) of filing fee in respect of tariff petitions of 20 power stations of NHPC Limited-Regg.

Sir,

We have submitted tariff petitions for our 20 power stations for the period 2014-19 in CERC. In compliance to Regulation 3 of CERC (Payment of Fees) Regulations, 2012, the requisite filing fee (@ ₹4400/MW) for the financial year 2018-19 works out to ₹ 2,37,83,680/- as per the details enclosed at Annexure-I. We had remitted filing fee in respect of our Kishanganga HEP for FY 2017-18 (petition no. 43/GT/2018) based on anticipated COD of different units. As the COD of units are yet to be declared, the excess filing fee for the previous year has been adjusted this time (details enclosed at Annexure-II).

The total filing fee of ₹ 2,37,83,680/- (Rs. Two Crore Thirty Seven Lakhs Eighty Three Thousand Six Hundred Eighty only) has been remitted in CERC account (A/c no. 520143000000051, Corporation Bank, KG Marg, New Delhi) with UTR No. SBIN718116392141 on 26.04.2018. Details of remittance through RTGS/NEFT are indicated in enclosed Form-I (Annexure-III) separately for 20 Power Stations as per CERC (Payment of Fees) Regulations, 2012.

Encl.: As above.

Thanking you,



Yours sincerely,

A.K. Pandey
27/4/18
(A K Pandey)

Chief Engineer (Comml.)
Telefax No.0129-2256558

%

Annexure -I

Tariff Filing Fee for FY 2018-19 - NHPC Power Stations.

Sl. No.	Name of Project	Installed Capacity (MW)	Filing Fee Rs. 4400/MW/Annum
1	Bairasiul	180	792000
2	Loktak	105	462000
3	Salal	690	3036000
4	Tanakpur	94.2	414480
5	Chamera-I	540	2376000
6	Uri-I	480	2112000
7	Rangit	60	264000
8	Chamera-II	300	1320000
9	Dhauliganga	280	1232000
10	Dulhasti	390	1716000
11	Teesta-V	510	2244000
12	Sewa-II	120	528000
13	Chamera-III	231	1016400
14	Chutak	44	193600
15	TLDP-III	132	580800
16	Nimoo Bazgo	45	198000
17	Uri-II	240	1056000
18	Parbati-III	520	2288000
19	TLDP-IV	160	704000
20	Kishanganga*	330	1250400
Total (Amaount Rs.)			23783680

* Amount of Rs.201600/- has been adjusted (Ref Annexure 2)



20/2/2019

Form-I

Sl. No.	Particulars		
1	Name of the Petitioner/Applicant	NHPC LIMITED	
2	Address of the Petitioner/Applicant	NHPC OFFICE COMPLEX, SECTOR-33, FARIDABAD-121003 (HARYANA)	
3	Subject Matter	Payment of yearly installment (i.e. for FY 2018-19) of filing fee for Tariff Petition regarding approval of generation tariff of TLDP -III HE Project for the period 01.04.2014 to 31.03.2019.	
4	Petition No., if any	248/GT/2014	
5	Details of generation assets		
	(a) generating station/units	TLDP -III / 4 units	
	(b) Capacity in MW	132 MW (4 x 33 MW)	
	(c) Date of commercial operation	19.05.2013	
	(d) Period for which fee paid	01.04.2018 to 31.03.2019	
	(e) Amount of fee paid	₹ 5,80,800 /-	
	(f) Surcharge, if any	Nil	
6	Details of transmission assets		
	(a) Transmission line and sub-stations	NOT APPLICABLE	
	(b) Date of commercial operation		
	(c) Period for which fee paid		
	(d) Amount of fee paid		
	(e) Surcharge, if any		
7	Fee paid for Adoption of tariff for		
	(a) Generation asset	NOT APPLICABLE	
	(b) Transmission asset		
8	Application fee for licence		
	(a) Trading licence	NOT APPLICABLE	
	(b) Transmission licence		
	(c) Period for which paid		
	(d) Amount of fee paid		
9	Fees paid for Miscellaneous Application		NOT APPLICABLE
10	Fees paid for Interlocutory Application		NOT APPLICABLE
11	Fee paid for Regulatory Compliance petition		NOT APPLICABLE
12	Fee paid for Review Application		NOT APPLICABLE
13	Licence fee for inter-State Trading		
	(a) Category	NOT APPLICABLE	
	(b) Period		
	(c) Amount of fee paid		
	(d) Surcharge, if any		
14	Licence fee for inter-State Transmission		
	(a) Expected/Actual transmission charge	NOT APPLICABLE	
	(b) Period		
	(c) Amount of fee calculated as a percentage of transmission charge.		
	(d) Surcharge, if any		
15	Annual Registration Charge for Power Exchange		
	(a) Period	NOT APPLICABLE	
	(b) Amount of turnover		
	(c) Fee paid		
	(d) Surcharge, if any		
16	Details of fee remitted		
	(a) UTR No.	SBIN718116392141	
	(b) Date of remittance	26.04.2018	
	(c) Amount remitted	₹ 5,80,800 /-	

Note : While Sl. Nos. 1 to 3 and 16 are compulsory, the rest may be filled up as applicable.

Signature of the authorized signatory with date

Ashy
27/4/18



Annexure-VIII

Office copy

1

BEFORE THE HON'BLE CENTRAL ELECTRICITY REGULATORY COMMISSION,
NEW DELHI.


248/GT/2014
Petition No. /2014

IN THE MATTER OF:

Petition under 79(1) & 86 of the CERC (Conduct of Business), Regulations, 1999, Section 62(1)(a) of the Electricity Act, 2003 and Regulation 7(3) & 14 of CERC (Terms and Conditions of Tariff) Regulations, 2014 for determination of tariff for the period 2014-19 in respect of Teesta Low Dam-III Power Station.

PETITIONER

NHPC Limited,
(A Govt. of India Enterprise)
NHPC Office Complex, Sector-33,
Faridabad (Haryana) - 121 003.




RESPONDENTS :

THE CHAIRMAN & MANAGING DIRECTOR,
WEST BENGAL STATE ELECTRICITY DISTRIBUTION COMPANY LTD.
VIDYUT BHAWAN (8TH FLOOR), BLOCK-DJ
SECTOR-II, SALT LAKE, KOLKATA – 700 091 (WEST BENGAL)

<u>Index</u>		
<u>Sl.No.</u>	<u>Particulars</u>	<u>Page No.</u>
1	Index Page	1
2	Affidavit	2-4
3	Appendix-I (Newspaper cuttings)	5-6
4	Appendix-II (Invoice)	7

NHPC Limited
Through


(A.K.Pandey)

Chief Engineer (Comm.)



Place : Faridabad
Date : 17.10.2014



हरियाणा HARYANA

36AA 090847

BEFORE THE HON'BLE CENTRAL ELECTRICITY REGULATORY COMMISSION
NEW DELHI

PETITION NO. /2014

IN THE MATTER OF:

Petition under 79(1) & 86 of the CERC (Conduct of Business), Regulations, 1999, Section 62(1)(a) of the Electricity Act, 2003 and Regulation 7(3) & 14 of CERC (Terms and Conditions of Tariff) Regulations, 2014 for determination of tariff for the period 2014-19 in respect of Teesta Low Dam-III Power Station.

PETITIONER

NHPC Limited,
(A Govt. of India Enterprise)
NHPC Office Complex, Sector-33,
Faridabad (Haryana) - 121 003.



RESPONDENT :

THE CHAIRMAN & MANAGING DIRECTOR,
WEST BENGAL STATE ELECTRICITY DISTRIBUTION COMPANY LTD.
VIDYUT BHAWAN (8TH FLOOR), BLOCK-DJ
SECTOR-II, SALT LAKE, KOLKATA - 700 091 (WEST BENGAL)

235

Aly


AFFIDAVIT VERIFYING THE PETITION

I, A. K. Pandey S/o Late Sh. P. N. Pandey aged 54 years working as Chief Engineer (Comml.) in NHPC Limited., the applicant in the above matter do solemnly affirm and state as follows:-

1. I am working as Chief Engineer (Comml.) in NHPC Limited., and am well acquainted with the facts of the above matter.
2. The tariff petition of Teesta Low Dam-III Power station for the period 01.04.2014 to 31.03.2019 was filed in CERC on 19.08.2014.
3. In compliance to Central Electricity Regulatory Commission (Procedure for making of application for determination of tariff, publication of the application and other related matters) Regulations, 2004, the petitioner has published the notice of tariff petition of Teesta Low Dam -III Power station on 03.09.2014 in the newspapers mentioned below. The cuttings of the notices as published in these newspapers are appended as **Appendix-I.**

Sl. No.	Name of Newspaper	Edition	State Covered
1.	BARTAMAN (Bengali)	Kolkata	West Bengal
2.	THE TELEGRAPH (English)	Kolkata	West Bengal

4. The total expenditure incurred by the petitioner on publishing the notice of above tariff petition in the newspapers is ₹ 1, 80,919/- (Rupees One Lakh Eighty Thousand Nine Hundred Nineteen only) which may be reimbursed to the petitioner in the tariff (**Invoice enclosed at Appendix-II.**)



AKP

Solemnly affirmed at Faridabad on the day of 17.10.2014 that the contents of the above affidavit are true to my knowledge, no part of it is false and nothing material has been concealed there from.


DEPONENT

IDENTIFIED BEFORE ME





ALL STATE AS IDENTIFIED


Notary Public


17 OCT 2014



TLDP-III

METRO XXCE

(Vice Chairman)



NHPC Limited
(A Government of India Enterprise)

CIN : L40101HR1975GOI032564
NHPC Office Complex, Sector-33, Faridabad-121003 (Haryana)

SCHEDULE

[To be published in pursuance of Clause (6) of Regulation 3]

- The above named applicant has made an application before the Central Electricity Regulatory Commission, New Delhi for determination of tariff for TLDP-III Power Station.
- The beneficiaries of the generating station is : West Bengal State Electricity Distribution Company Limited (WBSEDCL) - West Bengal
- Capacity of the generating station : 132 MW
- Approved capital cost of the project : ₹ 1972.99 Crs - Capital cost as on COD approved by the Independent Agency i.e. M/s TCEL, Bengaluru (Excluding Interest on Normative Loan)
- Authority which has approved the capital cost : The independent agency M/s TCEL, Bengaluru
- Scheduled date of commercial operation : Already in Commercial Operation
- Actual date of commercial operation : 19.05.2013
- Capital cost on the date of commercial operation : ₹ 1790.43 Crs (Claimed in present petition)
- Details of tariff : (₹ in lakh)

Hydro Power Generating Station	Tariff for the Previous year	Year-wise tariff sought to be determined					
		2013-14	2014-15	2015-16	2016-17	2017-18	2018-19
1. Annual Fixed Charges	NA	36244.19	38495.13	40199.02	40940.56	40185.23	39448.74
2. Primary Energy Charges	NA	Not Applicable					

- A copy of the application made for determination of tariff is posted on the website : <http://www.nhpcindia.com/tariff-petitions.htm>.
- The suggestions and objections, if any, on the proposals for determination of tariff contained in the application be filed by any person, including the beneficiary before The Secretary, Central Electricity Regulatory Commission, 3rd & 4th Floor, Chandernagore Building, 36 Janpath, New Delhi - 110 001 with a copy to the applicant within 30 days of publication of this notice.

(A.K. Pandey)
Chief Engineer (Electrical)
Commercial Division

Place : Faridabad
Date : 19.08.2014

INDIAN RAILWAYS



[16] Bartaman, 03.09.14, Kolkata

বোর্ড শ্রীনি'র পৈতৃক

Chief Executive Officer



এনএইচপিসি লিমিটেড
(ভারত সরকারের একটি সংস্থা)

সিআইএন: এল৪০১০১এইচআর১৯৭৫জিওআই০৩২৫৬৪
এনএইচপিসি অফিস কমপ্লেক্স, সেক্টর-৩৩, ফরিদাবাদ-১২১০০৩ (হরিয়ানা)

সিডিউল

[রেগুলেশন ৩-এর ধারা (৬) সাপেক্ষে প্রকাশিত]

- উপরোক্ত নামীয় দরখাস্তকারী সেন্ট্রাল ইলেকট্রিসিটি রেগুলেটরি কমিশন, নিউ দিল্লি র সম্মুখে টিএলডিপি-III পাওয়ার স্টেশন-এর মাসুল নিকপনের জন্য আবেদন করেছেন।
- জেনারেলিং স্টেশনের সুবিধাভোগী: শ্যামেশ্বর বেঙ্গল স্টেট ইলেকট্রিসিটি ডিস্ট্রিবিউশন কোম্পানি লিমিটেড (ডেভেলপমেন্ট/ইউসিএল), পশ্চিমবঙ্গ
- জেনারেলিং স্টেশনের ক্ষমতা: ১৩২ এমডব্লিউ
- প্রোজেক্টের অনুমোদিত মূলধনী মূল্য: ₹ ১৯৭২.৯৯ কোটি; ইন্ডিপেন্ডেন্ট এজেন্সি অর্থাৎ মেসার্স টিসিইএল, বেঙ্গালুরু (নেমোটিভ লোনে সুদ বাতীত) কর্তৃক অনুমোদিত সিওডি অনুসারে মূলধনী মূল্য
- মূলধনী মূল্য অনুমোদনকারী কর্তৃপক্ষ: ইন্ডিপেন্ডেন্ট এজেন্সি মেসার্স টিসিইএল, বেঙ্গালুরু
- কমার্শিয়াল অপারেশনের নির্ধারিত তারিখ: কমার্শিয়াল অপারেশনে যা ইতিমধ্যে আছে
- কমার্শিয়াল অপারেশনের প্রকৃত তারিখ: ১৯-০৫-২০১৩
- কমার্শিয়াল অপারেশনের তারিখে মূলধনী মূল্য: ₹ ১৭৯০.৪৩ কোটি (বর্তমান পিচিশনে দ্রাবিকৃত)
- মাসুলের বিশদ: (লক্ষ্যে)

হিউজ পাওয়ার স্টেশন	পূর্ববর্তী বছরের ছানা মাসুল	বছর ভিত্তিক নির্ধারিত মাসুল					
		2013-14	2014-15	2015-16	2016-17	2017-18	2018-19
1. অ্যানুয়াল ফি-স্লড চার্জস	প্রযোজ্য নয়	36244.19	38495.13	40199.02	40940.56	40185.23	39448.74
2. প্রাইমারি এনার্জি চার্জস	প্রযোজ্য নয়						

- মাসুল নিকপনের জন্য দরখাস্তের একটি কপি শ্রেয়বসাইটে - <http://www.nhpcindia.com/tariff-petitions.htm> পোষ্ট করা আছে।
- দরখাস্তে উল্লিখিত মাসুল নির্ধারণের জন্য প্রস্তাব সম্পর্কে সুবিধাভোগী সমেত কোনো ব্যক্তির পরামর্শ ও আপত্তি, যদি থাকে, এই বিজ্ঞপ্তি প্রকাশের ৩০ দিনের মধ্যে আবেদনকারীর নিকট তার একটি প্রতিলিপি সহ দা সেক্রেটারি, সেন্ট্রাল ইলেকট্রিসিটি রেগুলেটরি কমিশন, ৪র্থ ও ৫ম তল, চান্দনরবোক বিল্ডিং, ৩৩ জনপথ, নিউ দিল্লি-১১০ ০০১ টিকানায় পেশ করতে হবে।

স্থান: ফরিদাবাদ
তারিখ: ১৯.০৮.২০১৪

স্বাক্ষর:
(এ.কে. পাণ্ডে)
চিফ ইঞ্জিনিয়ার (ইলেক্ট্রিকাল)
কমার্শিয়াল ডিভিশন

M+Bd+Pab+Mob+Mtl+lk+Hh+Ud+Nk+Sk

(lca) (lca)

3/9/14



7.
AIRADS
L I M I T E D

Corporate Off. : 433, Functional Industrial Estate, Patparganj, Delhi-110092

Ph. : 42141297, 9810336767, 9958107888, 9871021616, 9810381450

Telefax : 22148048-49 Fax : 22163794

E-mail : airads2013@gmail.com, airadsltd@yahoo.com Website : www.airadslive.com

SERVICE TAX No.:AAACA5793RST001

PAN No. AAACA5793R


(Category : Advertising Service)

PRESS SPACE BILL

For the month of September, 2014

NHPC Limited NHPC Complex, Sector - 33, Faridabad - 121003 (Haryana)				No : MI/090085/14-15 Date : 27.09.2014		
Subject - B/W Notice advt on "TLDP-III POWER STATION..." No. - CO/CC/1-004/14-15 Dt, - 02.09.2014 The cost of releasing your advt. during September, 2014						
Publication Edition(s)	Release Date	Size & Other Details	Space	Rate (₹)	Amount (₹)	Total Amount (₹)
[NOTICE ADVT. BW] BARTAMAN Kolkata	03.09.2014	8x13 SQC Notice	104	360.00	37440.00	37,440.00
THE TELEGRAPH Kolkata	03.09.2014	7.9x13 SQC Notice	102.7	1365.00	140185.50	1,40,185.50
Total :						1,77,625.50
Service tax @ 12% on 15% of bill amount (+)						3,197.00
Education cess @ 2% of Service tax (+)						64.00
Higher Education cess @ 1% of Service tax (+)						32.00
ENCLOSED : TOTAL SUPPORTING VOUCHER COPIES & PUBLICATION BILL COPIES						GRAND TOTAL (Paise Rounded)
						1,80,919.00
Rs One Lakh Eighty Thousand Nine Hundred Nineteen Only						

Checked by :



For AIRADS LIMITED

Encl. - Copy of Work Order Estimate and Rate Card

Billing Dept.

E. & O.E.

PPR RECEIPT

Important: (1) Full page tearsheets of the above newspapers / full copies of the periodicals are sent herewith as supporting vouchers (2) Interest at the rate of 21% will be charged on all bills not settled on due date, i.e. 15 days from submission of bill. (3) Any objection to this bill should be raised giving specific reason within 7 days. No objection will be entertained thereafter. (4) In case of dispute, only Delhi courts have Jurisdiction. (5) Payment by crossed cheque in favour of AIRADS LIMITED.

Receiver's Signature :



PETITION NO. ____ /GT/2018

**Tariff petition for determination of final tariff for
the period 2014-19 in respect of Teesta Low
Dam-III Power Station**

**VOLUME-II
(Page Nos. 241 to 662)**

एन एच पी सी लिमिटेड

(भारत सरकार का उद्यम)

NHPC Limited

(A Govt. of India Enterprise)



COMMERCIAL DIVISION

**N.H.P.C. OFFICE COMPLEX,
SECTOR-33, FARIDABAD (HARYANA)-121003**

Index

Sl. No.	Particulars	Page No.
<u>VOLUME - I</u>		
1	Index Page	1-2
2	Application	3 - 15
3	Affidavit & authority letter	16-19
4	Annexure-I: Copy of CERC order dated 06.02.2017	20-24
5	Annexure-II: Copy of CERC Letter dated 03.07.2018	25
6	Annexure-III: (Affidavit dated 03.08.2015- Board Approval to RCE)	26-39
7	Annexure-IV: Standing Committee MoM dated 23.03.2016	40-46
8	Annexure-V: Forms 1 to 16 as prescribed in CERC (Terms and Conditions of Tariff) Regulations, 2014.	47-209
9	Annexure-VI: Calculation of gain on account of re-financing of loan	210-218
10	Annexure-VII: Documents supporting payment of filing fee / Petition Fee	219-233
11	Annexure-VIII: Documents supporting payment of publication expenses	234-240
<u>VOLUME - II</u>		
12	Annexure- IX: Copy of Audited Balance sheet for the FY 2014-15, 2015-16, 2016-17 & 2017-18.	241-655
13	Annexure-X: Check List as per CERC order dated 06.05.2016 in petition no. 08/SM/2016 (only for CERC)	656-661
14	Annexure-XI: Copy of speed post receipt (only for CERC)	662

Annexure-IX

ANNUAL ACCOUNTS

31.03.2015



TEESTA LOW DAM III POWER STATION

RAMBI, DARJEELING



**NHPC LIMITED**

Name of the Unit : TLDP-III POWER STATION

BALANCE SHEET AS AT 31ST MARCH, 2015

(Amount in Rupees)

PARTICULARS	Note No.	As at 31st March, 2015	As at 31st March, 2014
I. EQUITY AND LIABILITIES			
(1) SHAREHOLDERS' FUNDS			
(a) Share Capital	2	-	-
(b) Reserves and Surplus	3	955351856	(1438766732)
(2) NON-CURRENT LIABILITIES			
(a) Long Term Borrowings	4	-	-
(b) Deferred Tax Liabilities	5	-	-
(c) Other Long Term Liabilities	6	-	-
(d) Long Term Provisions	7	-	-
(3) CURRENT LIABILITIES			
(a) Trade Payables	8	58536196	59350365
(b) Other Current Liabilities	9	338172038	328888521
(c) Short Term Provisions	7	1030481673	1289956714
(4) FUND FROM C.O.	2A	14752343058	17966167167
TOTAL		17134884821	18205596035
II. ASSETS			
(1) NON-CURRENT ASSETS			
(a) Fixed Assets			
(i) Tangible Assets	10.1	16760919289	17642109184
(ii) Intangible Assets	10.2	269183902	268359462
(iii) Capital Work In Progress	11.1	25244075	80547337
(iv) Intangible Assets under development	11.2	-	-
(b) Non Current Investments	12	-	-
(c) Long Term Loans and Advances	13	27725063	171999925
(d) Other Non Current Assets	14.1	-	-
Sub-total		17083072329	18163015908
(e) Non Current Assets - Regulatory Assets	14.2	-	-
(2) CURRENT ASSETS			
(a) Current Investments	15	-	-
(b) Inventories	16	4890437	4662047
(c) Trade Receivables	17	-	-
(d) Cash & Bank Balances	18	409408	372110
(e) Short Term Loans and Advances	13	25401128	22083095
(f) Other Current Assets	19	21111519	15462875
TOTAL		17134884821	18205596035

Significant Accounting Policies 1
 Other Explanatory Statements to Accounts 29
 Note 1 to 29 form integral part of the Accounts

TLDP-III POWER STATION (A Unit of NHPC Ltd) accounts are audited for the purpose of Consolidation.

For Ray and Ray
 Chartered Accountants
 (Firm Regn. No. 301072E)

(Barun Kumar Ghosh)
 Partner
 M.No. 51028



(Manoj Kumar Barnwal)
 Manager (Finance)
 Manager (F)

(Suprakas Adhikari)
 Chief Engineer (Incharge)

एस. अधिकारी /S. Adhikari
 मुख्य अभियंता (प्रभारी)/Chief Engineer (Incharge)

Place: Rambli
 Date: 24.04.2015

242

टि.एल.डि.वि.गा. रस्ता/TLDP-III Rambli
 पो० रियांग, दार्जिलिंग-734329
 P.O. Raing, Darjeeling (W.B.) 734329

तीस्ता लो डैम-III पावर स्टेशन, रम्बो
 Teesta Low Dam-III Power Station, Rambli



NHPC LIMITED
Name of the Unit : TLDP-III POWER STATION

STATEMENT OF PROFIT & LOSS FOR THE YEAR ENDED 31ST MARCH, 2015

(Amount in Rupees)

	Note No.	For the year ended 31st March, 2015	For the year ended 31st March, 2014
INCOME			
i) Revenue from Operations	20	3421458465	1139069695
ii) Other Income	21	132540203	19548697
TOTAL REVENUE		3553998668	1158618392
EXPENDITURE			
i) Generation, Administration and Other Expenses	22	350958953	356459543
ii) Employee Benefits Expense	23	349459367	336166597
iii) Finance Cost	24	959995086	970452878
iv) Depreciation & Amortization Expense	25	943462731	943097201
TOTAL EXPENDITURE		2603876137	2606176219
Profit before Prior Period items, Exceptional items, Extraordinary items, Rate Regulated Activities and Tax		950122531	(1447557827)
Prior Period Items (net)	26	(5229325)	(8791095)
Profit before Exceptional items, Extraordinary items, Rate Regulated Activities and Tax		955351856	(1438766732)
Exceptional items		-	-
Profit before extraordinary items, Rate Regulated Activities and Tax		955351856	(1438766732)
Extraordinary items		-	-
Profit before Rate Regulated Activities (RRA) and Tax		955351856	(1438766732)
Rate Regulatory Income / (Expenses)		-	-
PROFIT BEFORE TAX		955351856	(1438766732)
Tax Expenses	27		
i) Current Tax		-	-
ii) Adjustments relating to earlier periods		-	-
iii) Deferred Tax		-	-
Total Tax Expenses		-	-
Profit for the period from continuing operations		955351856	(1438766732)
Profit from discontinuing operations		-	-
Tax expense of discontinuing operations		-	-
Profit from discontinuing operations after tax		-	-
Profit for the year		955351856	(1438766732)
Other Explanatory Statements to Accounts	29		
Note 1 to 29 form integral part of the Accounts			

TLDP-III POWER STATION (A Unit of NHPC Ltd) accounts are audited for the purpose of Consolidation.

For Ray and Ray
Chartered Accountants
(Firm Regn. No. 301072E)

(Barun Kumar Ghosh)
Partner
M.No. 51028



(Manoj Kumar (Barun) Wal)
Manager (Finance)

(Suprakas Adhikari)
Chief Engineer (Incharge)
मुख्य अभियंता (प्रभारी)/Chief Engineer (Incharge)
तीस्ता लो डैम-III पावर स्टेशन, राम्बी

Place: Rambri
Date: 24.04.2015

243 मो० रियांग, दार्जिलिंग-713129
P.O. Rang. Darjeeling (W.B.) 713129

Teesta Low Dam-III Power Station, Rambri

Note No. 1 – Significant Accounting Policy

1.1 BASIS OF PREPARATION

The financial statements are prepared on accrual basis of accounting under the historical cost convention in accordance with Accounting Principles Generally Accepted in India (GAAP), provisions of the Companies Act 2013, Accounting Standards specified under Section 133 of the Companies Act, 2013 read with Rule 7 of the Companies (Accounts) Rules, 2014 and the provisions of the Electricity Act, 2003, to the extent applicable.

1.2 USE OF ESTIMATES

The preparation of financial statements in conformity with the GAAP requires the management to make estimates and assumptions on a reasonable and prudent basis taking into account all available information that affect the reported amount of assets and liabilities and disclosure of contingent liabilities as at the date of the financial statements and the amounts of revenue and expenses during the reported period. Actual results could differ from those estimates & assumptions. Any revision in the estimate is recognized in the period in which the same is determined.

2 FIXED ASSETS

2.1 TANGIBLE ASSETS

2.1.1 Fixed assets are stated at cost of acquisition/construction less accumulated depreciation/amortisation and impairment losses, if any. In cases where final settlement of bills with contractors is pending, but the asset is complete and ready for use, capitalisation is done on estimated basis subject to necessary adjustments, including those arising out of settlement of arbitration/court cases.

2.1.2 Assets created on land not belonging to the Company are included under fixed assets.

2.1.3 Payments made/ liabilities created provisionally towards compensation, rehabilitation and other expenses relating to land in possession are treated as cost of land.

2.2 INTANGIBLE ASSETS

2.2.1 Land taken for use from State Government (without transfer of title) and expenses on relief and rehabilitation as also on creation of alternate


इलं चक (वित्त)
Manager (F)

एन.एच.पी.सी. लि./N.H.P.C.LTD.

टि.एल.डि.बि-III रस्सी/T_DP-III Ramo

पो० रियांग, बजिलिंग-638329

P.O. Ramo Darbhanga (M.P.) 72422



24/4

Management Responsibility Statement

This is to certify that the Annual Accounts of Teesta Low Dam III Power Station for the financial year 2014-15 have been prepared keeping in view the provisions of section 134(3) of the Companies Act, 2013 relating to Director's Responsibility Statement i.e.,

- i) that in the preparation of the annual accounts, the applicable accounting standards had been followed along with proper explanation relating to material departures.
- ii) that the management has selected such accounting policies and applied them consistently and made judgments and estimates that are reasonable and prudent so as to give a true and fair view of the state of affairs of the company at the end of the financial year and of the profit and loss of the company for that period.
- iii) that the proper and sufficient care for the maintenance of adequate accounting records in accordance with the provisions of the Companies Act 2013 for safeguarding the assets of the company and for preventing and detecting fraud and other irregularities has been taken.
- iv) that the accounts are prepared on going concern basis.
- v) that management had laid down internal financial controls to be followed by the company and that such internal financial controls are adequate and were operating effectively.
- vi) that the management had devised proper systems to ensure compliance with the provisions of all applicable laws and that such systems were adequate and operating effectively.

(S Adhikari)

Chief Engineer(In-charge)

एस. अधिकारी /S. Adhikari
मुख्य अभियंता (प्रभारी)/Chief Engineer (Incharge)
तीस्ता लौ डैम-III पावर स्टेशन, राम्बी
Teesta Low Dam-III Power Station, Rambhi

(Manoj Kr Barnwal)

Manager (F)

एन.एच.पी.सी. लि./N.H.P.C.LTD

टी.एल.डि.पि-III रम्बी/T.DP-III Rambhi

पो. रियांग, दार्जिलिंग-734329

P.O. Raing, Darjeeling (W.B.) 734329



**CHIEF EXECUTIVE OFFICER (CEO) AND CHIEF FINANCIAL OFFICER (CFO)
CERTIFICATION PURSUANT TO CLAUSE 49(V) OF THE LISTING AGREEMENT**

Name of Project: TEESTA LOW DAM III POWER STATION

a. We have reviewed financial results for the period ended 31.03.2015 of the units under the Region Siliguri and that to the best of our knowledge and belief :

i. This is to certify that the financial results do not contain any materially untrue statement or omit any material fact or contain statements that might be misleading. There is no balance in hold table and in control accounts. No change in linkage to chart of accounts has been made without approval from Corporate Office”

ii. These results together present a true and fair view of the Company's affairs and are in compliance with existing Accounting Standards, applicable laws and regulations.

b. There are, to the best of our knowledge and belief, no transactions entered into by the Company during the period ended 31.03.2015. Which are fraudulent, illegal or violative of the Company's Code of Conduct.

c. We accept responsibility for establishing and maintaining internal controls for financial reporting and that we have evaluated the effectiveness of the internal control systems of the Company pertaining to financial reporting and we have disclosed to the auditors and management, deficiencies in the design or operation of such internal controls, if any, of which we are aware and the steps we have taken or propose to take to rectify these deficiencies.

d. We have indicated to the auditors and management

i. Significant changes in internal control over financial reporting during the period 31.03.2015.

ii. Significant changes in accounting policies during the period ended 31.03.2015 and that the same have been disclosed in the notes to the financial results; and

iii. Instances of significant fraud of which we have become aware and the involvement therein, if any, of the management or an employee having a significant role in the Company's internal control system over financial reporting.


(S Adhikari)

Chief Engineer(In-charge)
एस. अधिकारी /S. Adhikari
मुख्य अभियंता (प्रभारी)/Chief Engineer (Incharge)
तीस्ता लो डैम-III पावर स्टेशन, राम्बी
Teesta Low Dam-III Power Station, Rambhi



(Manoj Kr Barnwal)

महानिर्देशक (वित्त)

Manager (F)

एन.एच.पी.सी. लि./N.H.P.C.LTD.

टि.एल.डि.पि-III रम्बी/T.DP-III Rambhi

पो० रिंगंग, दार्जिलिंग-७३४३२९

P.O. Reang, Darjeeling (W.B.) 734329

facilities for land evacuees or in lieu of existing facilities coming under submergence and where construction of such alternate facilities is a specific pre-condition for the acquisition of the land for the purpose of the project, are accounted for as Land-Right to use.

2.2.2 Software (not being an integral part of the related hardware) acquired for internal use, is stated at cost of acquisition less accumulated amortisation and impairment losses, if any and is recognised as intangible asset.

2.3 CAPITAL WORK IN PROGRESS

2.3.1 Capital work-in-progress is carried at cost. Administrative & general overhead and other expenditure attributable to construction of the project are accumulated under 'Expenditure During Construction (EDC)' and are subsequently allocated on systematic basis over major immovable assets, other than land and infrastructural facilities, on commissioning of the project.

2.3.2 Expenditure on maintenance, up-gradation etc. of common public facilities in projects under construction is charged to 'Expenditure during Construction (EDC)'.

2.3.3 Expenditure in relation to Survey and Investigation of the projects is carried as Capital Work in Progress. Such expenditure is either capitalized as cost of Project on completion of the construction of the project or the same is charged to the Statement of Profit & Loss in the year in which it is decided to abandon such project.

2.3.4 Capital expenditure incurred for creation of facilities, over which the company does not have control but the creation of which is essential principally for construction of the project, is charged to 'Expenditure during Construction (EDC)'. Subsequent to completion of the Project, expenditure on creation of facilities over which the company does not have control is charged to "Statement of Profit & Loss."

3. MACHINERY SPARES

3.1 (a) Machinery spares procured along with the Plant & Machinery or subsequently and whose use is expected to be irregular are capitalized separately, if cost of such spares is known and depreciated fully over the residual useful life of the related plant and machinery at the rates of depreciation and methodology as notified by CERC for such Plant & Machinery. If cost of such spares is not known particularly when procured

प्रबंधक (वित्त)
Manager (F)
एन.एच.पी.सी. लि./N.H.P.C.LTD.
टि.एल.डि.बि-III रस्ता/T.DP-III Ramda 247
पो० रियांग, बजिलिंग-634329



along with mother plant, these are capitalized & depreciated along with mother plant at the rates of depreciation and methodology as notified by CERC for such Plant & Machinery.

- (b) Written Down Value (WDV) of spares is charged off to Statement of Profit & Loss in the year in which such spares are replaced in place of retrieved spares, provided the spares so retrieved do not have any useful life. Similarly, value of such spares, procured & replaced in place of retrieved spares, is charged off to Statement of Profit & Loss in that year itself, provided spares so retrieved do not have any useful life.
- (c) When the useful life of the related fixed asset expires and asset is retired from active use, such spares are valued at net book value or net realizable value whichever is lower. However, in case retired assets are not replaced, WDV of related spares less disposable value is written off.

3.2 Other machinery spares are treated as "stores & spares" forming part of the inventory.

4. RATE REGULATED ACTIVITIES

Where an item of expenditure incurred during the period of construction of a project is recognised as expense in the Statement of Profit & Loss i.e. not allowed to be capitalized as part of cost of relevant fixed asset in accordance with the Accounting Standards, but is nevertheless permitted by Central Electricity Regulatory Commission(CERC), the regulator, to be recovered from the beneficiaries in future through tariff, the right to recover the same is recognized as a Regulatory Asset and corresponding Regulatory Income is recognised, as per the Guidance Note on Accounting for Rate Regulated Activities issued by the Institute of Chartered Accountants of India(ICAI), if it fulfils the conditions for such recognition laid down in the ibid Guidance Note.

5. DEPRECIATION & AMORTISATION


5.1 Depreciation on additions to /deductions from tangible assets during the year is charged on pro-rata basis from / up to the date on which the asset is available for use / disposal.

5.2.1 Depreciation on tangible assets of Operating Units of the Company is charged to the Statement of Profit & Loss on straight-line method following the rates and methodology as notified by CERC for the fixation of tariff except for assets specified in policy no. 5.2.3 below.

प्रबंधक (वित्त)
Manager (F)
एन.एच.पी.सी. लि./N.H.P.C.LTD.
टि.एल.डि.पि-III रस्बी/T_DP-III Ramou
पो० रियांग, दार्जिलिंग-734329 248
P.O. Reang, Darjeeling (W.B.) 73432



- 5.2.2 Depreciation on tangible assets of other than Operating Units of the company is charged on straight-line method to the extent of 90% of the cost of asset following the rates as notified by CERC for the fixation of tariff except for assets specified in policy no. 5.2.3 below.
- 5.2.3 Depreciation in respect of following assets is charged on straight line method based on the life and residual value (5%) given in the Schedule II of the Companies Act, 2013:
- (i) Construction Plant & Machinery
 - (ii) Computer & Peripherals
- 5.2.4 Temporary erections are depreciated fully (100%) in the year of acquisition / capitalization by retaining Re. 1/- as WDV.
- 5.3 Assets valuing Rs. 5000/- or less but more than Rs. 750/- are fully depreciated during the year in which asset is made available for use with Re. 1/- as WDV.
- 5.4 Low value items, which are in the nature of assets (excluding immovable assets) and valuing upto Rs. 750/- are not capitalized and charged off to revenue in the year of use.
- 5.5 Cost of software recognized as 'Intangible Assets' is amortized on straight line method over a period of legal right to use or three financial years, , whichever is earlier, starting from the year in which it is acquired.
- 5.6 Land-Right to use is amortized over a period of 30 years from the date of commercial operation of the project.
- 5.7.1 Leasehold Land, in case of operating units, is amortized over the period of lease or 35 years whichever is lower, following the rates and methodology notified by CERC, vide Tariff Regulation 2014.
- 5.7.2 Leasehold Land, in case of units other than operating units, is amortized over the period of lease or 35 years whichever is lower.
- 5.8 Tangible Assets created on leasehold land are depreciated to the extent of 90% of original cost over the balance available lease period of respective land from the date such asset is available for use or at the applicable depreciation rates & methodology notified by CERC Regulations for such assets, whichever is higher.
- 5.9 Where the cost of depreciable assets has undergone a change during the year due to increase/decrease in long term liabilities on account of exchange fluctuation, price adjustment, settlement of arbitration/court cases, change in duties or similar factors, the unamortized balance of such assets is depreciated


 प्रबंधक (वित्त)
Manager (F)
 एन.एच.पी.सी. लि./N.H.P.C.LTD.
 टि.एल.डि.सि-III रस्सी/T.DP-III Ramo
 पो० रियांग, बर्जिलिंग-१३४३०६
 P.O. Riang, Barjiling-134306

249



prospectively over the residual life of such assets at the rate of depreciation and methodology notified by CERC regulations.

- 5.10 Where the life and / or efficiency of an asset is increased due to renovation and modernization, the expenditure thereon along with its unamortized depreciable amount is charged prospectively over the revised / remaining useful life determined by technical assessment.

6. INVESTMENTS

- 6.1 Long term Investments are carried at cost. Provision for diminution is made to recognise a decline, other than temporary, in the value of such investments.
- 6.2 Current Investments are valued at lower of cost and fair value determined on an individual investment basis.

7. INVENTORIES

- 7.1 Stores & Spares are valued at cost, determined on weighted average basis, or net realizable value whichever is lower.
- 7.2 Diminution in the value of obsolete, unservicable and surplus stores and spares, identified on a systematic basis, is provided in the accounts.

8. FOREIGN CURRENCY TRANSACTIONS

- 8.1 Transactions in foreign currency are initially recorded at exchange rates prevailing on the date of transaction. At each Balance Sheet date, monetary items denominated in foreign currency are translated at the exchange rate prevailing on the Balance Sheet date.
- 8.2 Exchange differences are recognised as income & expenses in the period in which they arise in Statement of Profit & Loss in case of operational stations and to EDC in case of projects under construction. However, exchange differences in respect of liabilities relating to fixed assets/capital work-in-progress arising out of transaction entered into prior to 01/04/2004 are adjusted to the carrying cost of respective fixed asset/Capital Work-in-Progress.

9. EMPLOYEE BENEFITS

- 9.1 Employee benefits consist of provident fund, pension, gratuity, post retirement medical facilities, leave benefits (including compensated absences) and other terminal benefits.


प्र. एच. पी. सी. लि. (नि. ११)
Manager (F)
एन.एच.पी.सी. लि./N.H.P.C.LTD.
दि.एल.डि.बि-III रात्री/T'DP-III Rambh
पो. रियांग, वारिंलिन-०३४३२१ 250
P.O. Raang, Dargeshing (W.B.) 73432



- 9.2 Company contribution paid/payable during the year to Employees Defined Contribution Superannuation Scheme for providing pension benefits and Provident Fund scheme is accounted for and paid to respective funds which are administered through separate trusts.
- 9.3 The liability for retirement benefits of employees in respect of Gratuity is ascertained at the year end on the basis of actuarial valuation and paid to the Gratuity trust.
- 9.4 The liability for leave benefits (including compensated absences), post retirement medical benefits, allowance on retirement/death and memento on superannuation to employees is ascertained at the year end on the basis of actuarial valuation.

10. REVENUE

- 10.1 (a) Sale of energy is accounted for as per tariff notified by Central Electricity Regulatory Commission. In case of Power Station where tariff is not notified, sale is recognized on provisional rates worked out by the Company based on the parameters and method adopted by the appropriate authority. Recovery/refund towards foreign currency variation in respect of foreign currency loans and recovery towards income tax are accounted for on year to year basis.
- (b) Incentives/Disincentives are recognised as per tariff notifications. In case of Power Station where tariffs have not been notified, incentives are recognized provisionally on assessment of the likelihood of acceptance of the same.
- (c) Adjustments arising out of finalisation of Regional Energy Account (REA), though not material, are effected in the year of respective finalisation.
- (d) Advance against depreciation considered as deferred income in earlier years is included in sales on straight line basis over the balance useful life after 31st March of the year closing after a period of 12 years from the date of commercial operation of the project, considering the total useful life of the project as 35 years.
- 10.2 Revenue on Project Management / Construction Contracts/ Consultancy assignments is recognized on percentage of completion method. The percentage of completion is determined as proportion of "cost incurred up to reporting date" to "estimated cost to complete the concerned Project Management / Construction Contracts and Consultancy assignment".


 Manager (F)
 एन.एच.पी.सी. लि./N.H.P.C.LTD.
 टि.एल.डि.पी-III एसी/TDP-III Ramo
 पी० रियांग, बर्लिनलिन-०३४३२९
 P.O. Raang, Darsheeling (M.S.) 73432



10.3 Interest on investments is accounted for on accrual basis. Dividend income is recognized when right to receive the same is established.

10.4 Interest/Surcharge recoverable from customers/Liquidated damages /interest on advances to contractors are recognised when no significant uncertainty as to measurability and collectability exists.

11. MISCELLANEOUS

11.1 Liabilities for Goods in transit/Capital works executed but not certified are not provided for, pending inspection and acceptance by the Company.

11.2 Prepaid expenses and prior period expenses/income of items of Rs.50,000/- and below are charged to natural heads of accounts.

11.3 Insurance claims are accounted for based on certainty of realization.

12. BORROWING COST

Borrowing costs attributable to the qualifying tangible assets during construction/renovation & modernisation are capitalised. Other borrowing costs are recognised as an expense in the period in which they are incurred.

13. TAXES ON INCOME

Tax on income for the current period is determined on the basis of taxable income under the Income Tax Act, 1961.

Deferred tax is recognized on timing differences between the accounting income and taxable income for the year and quantified using the tax rates and laws enacted or substantively enacted as on the Balance Sheet date. Deferred tax assets are recognized and carried forward to the extent there is a reasonable certainty that sufficient future taxable income will be available against which such deferred tax assets can be realized. Deferred tax recovery adjustment account is credited/debited to the extent tax expense is chargeable from the beneficiaries in future years.

14. IMPAIRMENT OF ASSETS

The company assesses at each balance sheet date whether there is any indication that cash generating unit (CGU) is impaired based on internal/external indicators. If any such indication exists, company estimates the recoverable amount of the CGU. An impairment loss is recognized in the Statement of Profit and Loss where the carrying amount exceeds the recoverable amount of the cash generating units. An impairment loss is reversed if there is a change in the recoverable amount and such loss either no


प्रकाश (फिल)
Manager (F)

एन.एच.पी.सी. लि./N.H.P.C.LTD.
दि.एल.डि.पि-III रम्बी/T.DP-III Rambi
पो० रियांग, दार्जिलिग-७३४३२९



longer exists or has decreased. Rate Regulated Assets are also tested for impairment at each Balance Sheet Date.


15. PROVISION, CONTINGENT LIABILITIES AND CONTINGENT ASSETS

A provision is recognized when the company has a present obligation as a result of past event and it is probable that an outflow of resources will be required to settle the obligation and in respect of which a reliable estimate can be made. Provisions are determined based on management estimate required to settle the obligation at the balance sheet date and are not discounted to present value.

Contingent liabilities are disclosed on the basis of judgment of management/independent experts. These are reviewed at each balance sheet date and are adjusted to reflect the current management estimate. Contingent assets are not recognised in the Financial Statements.

16. CASH FLOW STATEMENTS

Cash flow statement is prepared in accordance with the indirect method prescribed in the relevant Accounting Standard.


प्रबन्धक (वित्त)

Manager (F)

एन.एच.पी.सी. लि./N.H.P.C.LTD.

प्लॉ.एल.डि.पि-III स्की/T'DP-III Ramo

पो० रियांग, दार्जिलिंग-७३४३२९

P.O. Raang, Darjeeling (W.B.) 734329



PARTICULARS	As at 31st March, 2015	As at 31st March, 2014
..... NIL		

Note no. 2A Funds from Corporate Office (Transfer Accounts)


(Amount in Rupees)

PARTICULARS	As at 31st March, 2015	As at 31st March, 2014
FUNDS FROM CORPORATE OFFICE	16527400435	16960300028
C.O.(FDB)	(2153937681)	358668686
IUT Closing Entries	-	-
L.O. MUMBAI	-	-
L.O. LUCKNOW	-	-
RO-JAMMU	-	-
LO-BANKHET	4485	-
LO-KOLKATA	1477632	1346813
LO-CHANDIGARH	-	-
RO-ITANAGAR	-	-
RO-SILIGURI	26398985	16868973
LO-DEHRADUN	-	-
BAIRASIUL	(10810)	-
LOKTAK	-	634116
SALAL	(723)	-
TANAKPUR	(360)	-
CHAMERA-I	222589	75750
URI - I	(223887)	-
RANGIT	(37842)	1515177
CHAMERA-II	66254	(217961)
DULHASTI	1629	-
DHAULIGANGA-I	(834)	65869
TEESTA-V	(138002)	(880032)
CHAMERA-III	-	-
CHUTAK	2036974	33581
TLDP-III	-	-
PARBATI -II	(151036)	-
PARBATI-III	(110476)	(2200060)
SEWA-II	5021	6531
URI - II	7403	157178
KISHANGANGA	-	(163253)
BURSUR	-	-
NIMMO BAZGO	99135	1234118
TLDP-IV	(8730771)	69146307
TEESTA-IV	-	(375809)
SUBANSARI LOWER	142061	319141
DIBANG	(33351)	-
TAWANG I & II	-	115322
KOTLIBHEL 1A	-	-
INVESTIGATION PROJECTS, UTTRAKHAND	-	(2115862)
KOTLIBHEL IB & II	-	-
MANGDECHU PROJECT TECHNICAL COORDINATION CELL	-	-
RE-SRINAGAR	-	-
RE-LEH	69759	-
RE-BHUVNESWAR	39028	127473
RE-JAMMU	-	-
RE-CHATIS	358527	-
RE- PURŪĪA	2243192	(339065)
RE-PATNA	210326	-
PORT BLAIR	-	-
BRRP	349504	24207
CHEQUE PAID ACCOUNT	220746000	414000000
CHEQUE COLLECTED ACCOUNT	(365630047)	(19875377)
CENTRALIZED EMPLOYEE PAYMENT ACCOUNT	204254507	46398302
CENTRALIZED VENDOR PAYMENT ACCOUNT	295215432	121297014
Total	14752343058	17966167167



254




 प्रतन्धक (वित्त)
 Manager (F)
 एन.एच.पी.सी. लि. (N.H.P.C.LTD.)
 टि.एल.डि.पि.-III खंड/TLDP-III Rambar
 पो० रिसांग, दार्जिलिंग-७३४३२९
 P.O. Raanq, Darjeeling (W.B.) 73432


PARTICULARS	As at 31st March, 2015	As at 31st March, 2014
<u>Capital Reserve</u>	-	-
<u>Capital Redemption Reserve</u>	-	-
<u>Securities Premium Account</u>	-	-
<u>General Reserve</u>	-	-
As per last Balance Sheet	-	-
Add: Transfer from Surplus	-	-
Less: Write back during the year	-	-
Less: Utilised for buy back during the year	-	-
Less: Transfer to Capital Redemption Reserve	-	-
As at Balance Sheet date	-	-
<u>Bond Redemption Reserve</u>	-	-
As per last Balance Sheet	-	-
Add: Transfer from Surplus	-	-
Less: Write back during the year	-	-
As at Balance Sheet date	-	-
<u>Self Insurance Fund</u>	-	-
As per last Balance Sheet	-	-
Add: Transfer from Surplus	-	-
Less: Utilisation during the year	-	-
Less: - Adjustment on account of Claim	-	-
As at Balance Sheet date	-	-
<u>Corporate Social Responsibility Fund</u>	-	-
As per last Balance Sheet	-	-
Add: Transfer from Surplus	-	-
Less: Utilisation during the year	-	-
As at Balance Sheet date	-	-
<u>Research & Development Fund</u>	-	-
As per last Balance Sheet	-	-
Add: Transfer from Surplus	-	-
Less: Write back during the year	-	-
As at Balance Sheet date	-	-
Surplus *	955351856	(1438766732)
Total	955351856	(1438766732)
* Surplus		
Profit for the Year as per Statement of Profit and Loss	955351856	(1438766732)
Adjustment arising out of transition provisions for recognising Rate Regulated Assets	-	-
Balance brought forward	-	-
Add:		
Amount Written Back From Bond Redemption Reserve	-	-
Write Back From Capital Reserve	-	-
Write Back From Other Reserve	-	-
Amount Utilised From Self Insurance Fund	-	-
Tax On Dividend Write Back	-	-
Write Back From Corporate Social Responsibility Fund	-	-
Write Back From Research & Development Fund	-	-
Balance available for Appropriation	955351856	(1438766732)
Less:		
Transfer to Bond Redemption Reserve	-	-
Transfer to Self Insurance Fund	-	-
Transfer to Corporate Social Responsibility Fund	-	-
Transfer to Research & Development Fund	-	-
Dividend :		
- Interim	-	-
- Proposed	-	-
Tax on Dividend		
- Interim	-	-
- Proposed	-	-
Balance carried forward	955351856	(1438766732)



प्रबंधक (वित्त)
Manager (F)
 एन.एच.पी.सी. लि./N.H.P.C.LTD.
 टि.एल.डि.पि-III रमबी/T'DP-III Ramby
 प्लॉट रियांग, दार्जिलिंग-734329
 P.O. Reang, Darjeeling (W.B.) 734329

PARTICULARS	As at 31st March, 2015			As at 31st March, 2014		
	Total Borrowings	Less: - Current Maturities	Long Term Borrowing	Total Borrowings	Less: - Current Maturities	Long Term Borrowing
Bonds						
- Secured	-	-	-	-	-	-
- Unsecured	-	-	-	-	-	-
Term Loans						
• From Banks						
- Secured	-	-	-	-	-	-
- Unsecured	-	-	-	-	-	-
• From Other Parties						
- Secured	-	-	-	-	-	-
- Unsecured	-	-	-	-	-	-
Aggregate amount of loans guaranteed by directors						
Aggregate amount of loans guaranteed by Govt. of India						
Amount of default in repayment of loans and interest as at 31.12.2014						
Period of default in repayment of loans and interest as at 31.12.2014						




 प्रद्युम्न क (विल)
 Manager (F)
 एन.एच.पी.सी. लि./N.H.P.C.LTD.
 टि.एल.डि.पि-III रस्ती: T.L.D.P.-III Rambh
 पो० रिवांग, दार्जिलिंग-734329
 P.O. Reang, Darjeeling (W.B.) 734322



PARTICULARS	As at 31st March, 2015	As at 31st March, 2014
Deferred Tax Liability		
Depreciation		
Less: Deferred Tax Assets		
Provision for doubtful debts, inventory and others		
Provision for employee benefit schemes		
Deferred Tax Liability		
Less: Recoverable		
Deferred Tax Liability (Net)		

Explanatory Note: -

In compliance to the Accounting Standard 22 on "Accounting for Taxes on Income" notified under The Companies Act, 2013, Rs. ----- (Corresponding previous year Rs. -----) has been created as deferred tax liability during the period ended on 31.12.2014.

	As at 31st March, 2015			As at 31st March, 2014		
	Total Liability	Less: - Current Liability	Long Term Liability	Total Liability	Less: - Current Liability	Long Term Liability
a) Trade Payables						
b) Others						
Deposits/ retention money	173074936	173074936	-	171992682	171992682	-
Income received in advance	-	-	-	-	-	-
Deferred Foreign Currency Fluctuation Liabilities	-	-	-	-	-	-
Deferred Income from Foreign Currency Fluctuation	-	-	-	-	-	-
	173074936	173074936	-	171992682	171992682	-




प्रबंधक (वित्त)
Manager (F)

एन.एच.पी.सी. लि./N.H.P.C.LTD.
टि.एल.डि.बिल्डिंग संकाय, T.DP-III Rambari
पो. रियांग, दार्जिलिंग-734329
P.O. Reang, Darjeeling (W.B.) 734329



PARTICULARS	As at 31st March, 2015			As at 31st March, 2014		
	Long Term	Short Term	Total	Long Term	Short Term	Total
a) PROVISION FOR EMPLOYEE BENEFITS						
(provided for on basis of actuarial valuation)						
i) <u>Provision for leave encashment</u>						
As per last Balance Sheet	-	-	-	-	-	-
Additions during the year/period	-	7696376	-	-	6021311	-
Amount used during the year/period	-	7696376	-	-	6021311	-
Amount reversed during the year/period	-	-	-	-	-	-
Closing Balance	-	-	-	-	-	-
ii) <u>Provision for REHS</u>						
As per last Balance Sheet	-	-	-	-	-	-
Additions during the year/period	-	140195	-	-	149747	-
Amount used during the year/period	-	140195	-	-	149747	-
Amount reversed during the year/period	-	-	-	-	-	-
Closing Balance	-	-	-	-	-	-
iii) <u>Provision for TTA (Baggage Allowance on Retirement)</u>						
As per last Balance Sheet	-	-	-	-	-	-
Additions during the year/period	-	-	-	-	-	-
Amount used during the year/period	-	-	-	-	-	-
Amount reversed during the year/period	-	-	-	-	-	-
Closing Balance	-	-	-	-	-	-
iv) <u>Provision for Memento</u>						
As per last Balance Sheet	-	-	-	-	-	-
Additions during the year/period	-	30000	-	-	45000	-
Amount used during the year/period	-	30000	-	-	45000	-
Amount reversed during the year/period	-	-	-	-	-	-
Closing Balance	-	-	-	-	-	-
Others						
v) <u>Provision for Wage Revision</u>						
As per last Balance Sheet	-	4662021	-	-	4241032	-
Additions during the year/period	-	319187	-	-	420989	-
Amount used during the year/period	-	-	-	-	-	-
Amount reversed during the year/period	-	-	-	-	-	-
Closing Balance	-	4981208	-	-	4662021	-
Less: Advance paid	-	4981208	-	-	4662021	-
Closing Balance (Net of advance)	-	-	-	-	-	-
vi) <u>Provision for Performance Related Pay/Incentive</u>						
As per last Balance Sheet	-	10992331	-	-	12521821	-
Additions during the year/period	-	18208912	-	-	10992331	-
Amount used during the year/period	-	7254618	-	-	10385816	-
Amount reversed during the year/period	-	3737713	-	-	2136005	-
Closing Balance	-	18208912	18208912	-	10992331	10992331
vii) <u>Provision for Superannuation /Pension Fund</u>						
As per last Balance Sheet	-	-	-	-	-	-
Additions during the year/period	-	-	-	-	-	-
Amount used during the year/period	-	-	-	-	-	-
Amount reversed during the year/period	-	-	-	-	-	-
Closing Balance	-	-	-	-	-	-
b) <u>Provision for Taxation</u>						
As per last Balance Sheet	-	-	-	-	-	-
Additions during the year/period	-	-	-	-	-	-
Amount adjusted during the year/period	-	-	-	-	-	-
Amount used during the year/period	-	-	-	-	-	-
Amount reversed during the year/period	-	-	-	-	-	-
Closing Balance	-	-	-	-	-	-
c) <u>Provision for Proposed Dividend</u>						
As per last Balance Sheet	-	-	-	-	-	-
Additions during the year/period	-	-	-	-	-	-
Amount used during the year/period	-	-	-	-	-	-
Amount reversed during the year/period	-	-	-	-	-	-
Closing Balance	-	-	-	-	-	-
d) <u>Tax on Proposed Dividend</u>						
As per last Balance Sheet	-	-	-	-	-	-
Additions during the year/period	-	-	-	-	-	-
Amount used during the year/period	-	-	-	-	-	-
Amount reversed during the year/period	-	-	-	-	-	-
Closing Balance	-	-	-	-	-	-




 प्रबंधक (वित्त)
 Manager (F)
 एन.एच.पी.सी. लि./N.H.P.C.LTD.
 टि.एल.डि.पि-III एम्स/ T.OP-III Ramo
 पो० रियांग, दार्जिलिंग-734329
 P.O. Reyang, Darjeeling (W.B.) 734329

PARTICULARS		As at 31st March, 2015		As at 31st March, 2014	
e)	Provision For Tariff Adjustment As per last Balance Sheet Additions during the year/period Amount used during the year/period Amount reversed during the year/period Closing Balance	-	-	-	-
f)	Provision For Committed Capital Expenditure As per last Balance Sheet Additions during the year/period Amount used during the year/period Amount reversed during the year/period Closing Balance	-	-	-	-
g)	Provision - Others As per last Balance Sheet Additions during the year/period Amount used during the year/period Amount reversed during the year/period Closing Balance	-	1278964383	-	897279129
			21048225	-	382403157
			119183569	-	-
			168556278	-	717903
		-	1012272761	-	1278964383
			1012272761		1278964383
		-	1030481673	-	1289956714
	Total	-	1030481673	-	1289956714

Explanatory Note: -

1) Provision of Rs. 3,19,187/- (Cumulative provision Rs. 49,81,208/-) has been made under the head "Provision for wage revision" towards the "Personal Adjustment Pa (fitment benefits) pending settlement of the same as the matter is subjudiced. The said amount is already stands paid to the employees and shown as "Advance Paid".

2) Out of provisions under group Provision - Others, an amount of Rs.Nil (Previous period Rs. Nil) stands deposited under protest and is appearing under the head "Deposits" in Note No. 13 - Loans and Advances.

Note no. 8 TRADE PAYABLE		(Amount in Rupees)	
PARTICULARS		As at 31st March, 2015	As at 31st March, 2014
	For goods and services	58536196	59350365
	Total	58536196	59350365

Note no. 9 Other Current Liabilities		(Amount in Rupees)	
PARTICULARS		As at 31st March, 2015	As at 31st March, 2014
	Current maturities of long term debt (Refer Note no. 4)	-	-
	Deposits	-	-
	Interest accrued but not due on borrowings	-	-
	Interest accrued and due on borrowings	-	-
	Income received in advance	-	-
	Unpaid dividend	-	-
	Liability against capital works/supplies	158853634	147589791
	Deposits/ retention money	173074936	171992682
	Due to Subsidiaries	-	-
	Unspent amount of deposit/agency basis	-	-
	Bond application money	-	-
	Statutory dues payables	5979682	9019804
	Liabilities toward Self Insurance Fund	-	-
	Other liabilities	263786	286244
	Advances against the deposit works	-	-
	Less: Amount Spent on Deposit Works	-	-
	Advances against cost of Project Mgt./ Consultancy Work	-	-
	Less: Amount Spent in respect of Project Mgt./ Consultancy Works	-	-
	Provision Toward Amt Recoverable in r/o Project Mgt / Consultancy Works	-	-
	Total	338172038	328888521



Mgr

प्रबंधक (वित्त)
Manager (F)

एन.एच.पी.सी. लि./N.H.P.C.LTD.

टि.एल.डि.पि-III संख्या DP-III Ramon

प्लॉ रियांग, दार्जिलिंग-734329

P.O. Reang, Darjeeling (W.B.) 734332



NOTE NO. 10.1 TANGIBLE ASSETS		GROSS BLOCK						AMORTISATION				NET BLOCK		
Sl. No.	PARTICULARS	01-04-2014	Additions		Deductions		Other Adjustments	31-03-2015	01-04-2014	For the Period	Adjustments	31-03-2015	31-03-2015	31-03-2014
			IUT	Others	IUT	Others								
i)	Land - Freehold	0	0	0	0	0	0	0	0	0	0	0	0	0
ii)	Land - Leasehold	37573727	0	0	0	0	37573727	1307040	1307040	0	0	2614080	34959647	36266687
iii)	Roads and Bridges	44040780	0	8694770	0	0	52462288	1747668	1922166	0	0	3669834	48792454	42293112
iv)	Buildings	1828584000	0	19329243	0	0	-45377836	1802535407	62154683	60939287	0	123093970	1679441437	1766429317
v)	Railway sidings	41219265	0	0	0	0	0	41219265	3067980	3067980	0	6135960	35083305	38151285
vi)	Hydraulic Works(Dams, Water Conductor system, Hydro mechanical gates, tunnels)	10364348469	0	190312559	0	0	-191676950	10362984078	547229103	533040124	0	1080269227	9282714851	9817119366
vii)	Generating Plant and machinery	6207582977	0	109661623	0	0	-72840056	6244404544	309894844	322156683	0	632051527	5612353017	5897688133
viii)	Plant and machinerySub station	4804448	0	0	0	0	0	4804448	359667	361296	0	720963	4083485	4444781
ix)	Plant and machineryTransmission lines	14508272	0	0	0	0	0	14508272	1106844	1106844	0	2213688	12294584	13401428
x)	Plant and machinery Others	1886770	0	0	0	0	0	1886770	210648	227121	0	437769	1449001	1676122
xi)	Construction Equipment	3087850	0	10174266	0	0	0	13262116	514751	893099	0	1407850	11854266	2573099
xii)	Water Supply System/Drainage and Sewerage	5992357	0	4501717	0	0	-16316	10477758	221228	298367	0	519595	9958163	5771129
xiii)	Electrical installations	146861	0	0	0	0	0	146861	13992	13992	0	27984	118877	132869
xiv)	Vehicles	254129	0	0	0	0	0	254129	2924	11568	0	14492	239637	251205
xv)	Aircraft/ Boats	0	0	55647	0	0	0	55647	0	14	0	14	55633	0
xvi)	Furniture and fixture	4077191	511425	3964922	0	0	0	8553538	477388	369940	350670	1197998	7355540	3599803
xvii)	Computers	3044763	721553	6985233	0	0	-1782612	8968937	1055090	1254179	702589	3011858	5957079	1989673
xviii)	Communication Equipment	2016248	372191	277830	0	0	0	2666269	274164	288748	646	563558	2102711	1742084
xix)	Office Equipments	4763610	179700	1018965	0	0	0	5962275	529468	544392	78614	1152474	4809801	4234142
xx)	Research and Development	0	0	0	0	0	0	0	0	0	0	0	0	0
xxi)	Other assets	4752888	112300	3430327	0	0	0	8295515	411013	508757	83273	1003043	7292472	4341875
xxii)	Tangible Assets of minor value >750 and < Rs.5000	850518	143426	470234	0	0	0	1464178	847444	470049	143356	1460849	3329	3074
	Total	18573535123	2040595	358877336	0	0	-311967032	18622486022	931425939	928781646	1359148	1861566733	16760919289	17642109184
	Previous year	393852349	211049	18319162691	137247	593324	-138960395	18573535123	138960395	931372863	-138907319	931425939	17642109184	254891954

NOTE NO. 10.2 INTANGIBLE ASSETS		GROSS BLOCK						AMORTISATION				NET BLOCK		
Sl. No.	PARTICULARS	01-04-2014	Additions		Deductions		Other Adjustments	31-03-2015	01-04-2014	For the Period	Adjustments	31-03-2015	31-03-2015	31-03-2014
			IUT	Others	IUT	Others								
i)	Land- Right to Use	277625868	0	9343721	0	0	0	286969589	9272700	9327231	0	18599931	268369658	268335168
ii)	Computer Software	12588	0	1221380	0	0	0	1233968	6294	413430	0	419724	814244	6294
	Total	277638456	0	10565101	0	0	0	288203557	9278994	9740661	0	19019655	269183902	268359462
	Previous year	278366151	0	0	0	0	-727695	277638456	727695	9278994	-727695	9278994	268359462	277638456

Explanatory Note:-

- Title deeds/ Lease deeds/ title in respect of Land amounting to Rs. NIL Crore (Previous Year Rs. NIL Crore), covering an area of NIL hectare (Previous Year NIL hectare), are yet to be executed/passed. Expenses on stamp duty etc. relating to registration thereof will be accounted for as and when incurred.
- Underground works amounting to ₹NIL (Previous Year ₹ NIL), created on Land - Right to use, are included under the relevant heads of Tangible Assets.
- Adjustments to Gross Block include adjustment for Foreign Exchange Rate Variation, adjustment in gross block at the time of capitalisation of a project for depreciation charged during construction of project, inter-head reclassification of assets & misclassification correction.
- Foreign Exchange Rate Variation included in Adjustments to assets are as follows:-

Particulars	As on 31.03.2015 (Amount in Rupees)	As on 31.03.2014 (Amount in Rupees)
Land and Bridges		
Buildings		
Hydraulic Works(Dams, Water Conductor system, Hydro mechanical gates, tunnels)		
Generating Plant and machinery		
Plant and machinerySub station		
Plant and machineryTransmission lines		
Plant and machinery Others		
Construction Equipment		
Water Supply System/Drainage and Sewerage		
Electrical installations		
Vehicles		
Aircraft/ Boats		
Furniture and fixture		
Computers		
Communication Equipment		
Office Equipments		
Research and Development		
Other assets		
Obsolete / surplus assets		



एस. अधिकारी /S. Adhikari
मुख्य अभियंता (प्रभारी)/Chief Engineer (Incharge)
तीस्ता लौ डैम-III पावर स्टेशन, राम्बी
Teesta Low Dam-III Power Station, Rambi


Annexure to Note 10.1 & 10.2 as at 31.03.2015

1.1 Addition of Fixed assets on account of Others (New Purchases & CWIP Capitalized)

Sl. No.	Particular of assets	Head of account	Gross block Adjusted (Rs.)
1	COMPENSATION PAYMENT TO EFFECTED FAMILIES AT TLD III PS	410121	9343721
2	RENOVATION OF COLONY ROADS BY METALLING AND PROVIDING PREMIX CARPERING AT SECTOR-F, TLD III PS	410201	1915520
3	RENOVATION OF COLONY ROADS BY METALLING AND PROVIDING PREMIX CARPETING AT SEC-A, TLD III PS	410201	3613096
4	Providing & Laying soiling and PCC from RD 0.00 to RD 123.00 m at Store area, Sector-A	410201	1164206
5	Erection of 160 feet span DDR-Extra Wide of 30 R loading capacity Bailey Bridge over Railey Khola T-3	410203	2001948
6	INTERNAL ELECTRIFICATION WORK OF DINNING HALL FOR CISF	410304	40634
7	Providing Security and small store room near gate of Sector-A, TLD III PS	410304	188642
8	EXTENSION OF QUALITY CONTRAOL OFFICE AT STORE COMPLEX, SECTOR-A, TLD III PS	410304	670100
9	Internal Electrification of 10 nos of temporary type room shed at 27th Mile of TLD III PS	410326	182148
10	CONST. OF TEMP. ACCOMODATION FOR SOS AT CISF BARRACK	410326	1396918
11	INTERNAL ELECTRIFICATION OF SO ROOMS FOR CISF (TEMP)	410326	169931
12	HYDROULIC	410601	300275
13	PICK AND CARRY CRANE 10 MT, MAKE OMEGA, MODEL: PC 11000	411109	1044802
14	75 HP MULTISTAGE HORIZONTAL CETRIFUGAL PUMP, KSB & WKS 50/11	411112	720000
15	CENTRIFUGAL PUMP .5 HP	411112	67454
16	CENTRIFUGAL PUMP .5 HP	411112	67454
17	CENTRIFUGAL PUMP .5 HP	411112	67454
18	MONOBLOCK PUMP SET 3-PHASE 415 VOLTS 3 HP	411112	23100
19	MONOBLOCK PUMP SET 3-PHASE 415 VOLTS 3 HP	411112	23100
20	SINGLE PHASE MOTOR WITH PUMP 2HP(MONO BLOCK)	411112	15698
21	SINGLE PHASE MOTOR WITH PUMP 2HP(MONO BLOCK)	411112	15698
22	SINGLE PHASE MOTOR WITH PUMP 2HP(MONO BLOCK)	411112	10757
23	SINGLE PHASE MOTOR WITH PUMP 2HP(MONO BLOCK)	411112	10757
24	SINGLE PHASE MOTOR WITH PUMP 2HP(MONO BLOCK)	411112	10757
25	1 HP SELF PRIMING MONOBLOC PUMP SET, SINGLE PHASE	411112	9298
26	1 HP SELF PRIMING MONOBLOC PUMP SET, SINGLE PHASE	411112	9298
27	1 HP SELF PRIMING MONOBLOC PUMP SET, SINGLE PHASE	411112	9298
28	MONOBLOCK PUMP SET 3-PHASE 415 VOLTS 3 HP	411112	18990
29	MONOBLOCK PUMP SET 3-PHASE 415 VOLTS 3 HP	411112	18990
30	MONOBLOCK PUMP SET 3-PHASE 415 VOLTS 3 HP	411112	18990
31	MONOBLOCK PUMP SET 3-PHASE 415 VOLTS 3 HP	411112	18990
32	1.5 HP/1.1 KW MONOBLOCK PUMP ALONG WITH ACCESSORIES	411112	13965
33	KSB MAKE SUBMERSIBLE PUMP MODEL KRTE-150-401/ 504-384, 65 HP WITH SUITABLE CONTROL PANEL	411112	826875



261


प्रबंधक (विन)
Manager (F)

34	KSB MAKE SUBMERSIBLE PUMP MODEL KRTE-150-401/ 504-384, 65 HP WITH SUITABLE CONTROL PANEL	411112	826875
35	SUBMERSIBLE PUMP, 1.5 HP	411112	17483
36	SUBMERSIBLE PUMP, 1.5 HP	411112	17483
37	SUBMERSIBLE PUMP 90 KW-KSB&KRTK150-401/954UNG1-K	411112	1567440
38	NON-CLOG SUBMERSIBLE PUMP-MOTOR SET, MAKE: KSB, MODEL: KRT K 200-401/654UG1-P	411112	899500
39	NON-CLOG SUBMERSIBLE PUMP-MOTOR SET, MAKE: KSB, MODEL: KRT K 200-401/654UG1-P	411112	899500
40	SUBMERSIBLE PUMP 3 HP MODY-M204T	411112	58590
41	SUBMERSIBLE PUMP 3 HP MODY-M204T	411112	58590
42	SUBMERSIBLE PUMP 3 HP MODY-M204T	411112	58590
43	SUBMERSIBLE PUMP 3 HP MODY-M204T	411112	58590
44	CONTROL PANEL FOR PUMP MODEL M204T, 3HP,3-PHASE AC, WALL MOUNTING TYPE	411112	16380
45	CONTROL PANEL FOR PUMP MODEL M204T, 3HP,3-PHASE AC, WALL MOUNTING TYPE	411112	16380
46	CONTROL PANEL FOR PUMP MODEL M204T, 3HP,3-PHASE AC, WALL MOUNTING TYPE	411112	16380
47	CONTROL PANEL FOR PUMP MODEL M204T, 3HP,3-PHASE AC, WALL MOUNTING TYPE	411112	16380
48	SUBMERSIBLE PUMP SET 01 HP SINGLE PHASE, 220 VOLT	411112	14070
49	ARC WELDING MACHINE, RECTIFIER TYPE, I/P: 415V AC 3 PHASE 50 HZ, O/P CURRENT 10-400A DC,AIR COOLED	411114	61950
50	ARC WELDING MACHINE, RECTIFIER TYPE, I/P: 415V AC 3 PHASE 50 HZ, O/P CURRENT 10-400A DC,AIR COOLED	411114	61950
51	ARGON WELDING SET 200A,WITH 3 MTR. INPUT CABLE & 3 MTR.OUTPUT CABLE WITH	411114	31500
52	TAPER DRILL MACHINE 31 MM	411116	21000
53	PORTABLE DRILL MACHINE 2 TO 20 MM BOSCH/KPT/HILTI	411116	9450
54	PORTABLE DRILL MACHINE 2 TO 20 MM BOSCH/KPT/HILTI	411116	9450
55	HEAVY DUTY DRILL MACHINE 31MM KPT /KW -10	411116	33023
56	ALUMINIUM LADDER 5 FEET	411130	6183
57	ALUMINIUM LADDER 5 FEET	411130	6183
58	ALUMINIUM DOUBLE STEP-FOLDABLE S.S LADDER HT 8 FEET	411130	8588
59	ALUMINIUM DOUBLE STEP-FOLDABLE S.S LADDER HT 8 FEET	411130	8588
60	ALLUMINIUM LADDER SELF SUPPORTING TYPE CLOSED 21 FEET,OPENED 37 FEET	411130	156865
61	CHAIN PULLEY BLOCK, CAP-10 TON, LIFT-6MTR. HEAVY DUTY	411130	27506
62	CHAIN PULLEY BLOCK, CAP-10 TON, LIFT-6MTR. HEAVY DUTY	411130	27506
63	CHAIN PULLEY BLOCK, CAP-10 TON, LIFT-6MTR. HEAVY DUTY	411130	27506
64	CHAIN PULLEY BLOCK, CAP-10 TON, LIFT-6MTR. HEAVY DUTY	411130	27506
65	4 SHEVE WIRE ROPE PULLEY 5 TON	411130	5357
66	4 SHEVE WIRE ROPE PULLEY 5 TON	411130	5357
67	CHAIN PULLEY BLOCK 3 TON CAPACITY 8 M LIFT	411130	27563
68	CHAIN PULLEY BLOCK 3 TON CAPACITY 8 M LIFT	411130	27563
69	ELECTRICALLY OPERATED 2 TON WINCH REVERSIBLE COMPLETE WITH MOTOR(5HP),	411130	372750




262

प्रसन्नक (वित्त)

70	ELECTRICALLY OPERATED 5 TON WINCH REVERSIBLE COMPLETE WITH MOTOR(10/15HP).	411130	514276
71	FLOOR MOUNTED CRAB WINCH CAPACITY - 1 TON	411130	34125
72	FLOOR MOUNTED CRAB WINCH CAPACITY - 1 TON	411130	34125
73	HYDRAULLIC NUT SPLITTER(CAPACITY-15 TON), MAKE-POER TEAM ; MODEL HNS150A	411130	650552
74	SPRING RETURN HYDRAULIC CYLINDER,CAPACITY-100TON,STROKE-160MM(MIN.) WITH HAND PUMP & MALE	411130	151104
75	SPRING RETURN HYDRAULIC CYLINDER,CAPACITY-100TON,STROKE-160MM(MIN.) WITH HAND PUMP & MALE	411130	151104
76	HYDRAULIC TORQUE WRENCH 1000-12000 NM , 1.5 INCH SQUARE DRIVE	411130	111680
77	Construction of new water tank at store complex (sector-a) for water supply at colonies	411201	1233335
78	Providing GI Pipe Line (65MM) from Stote Complex, Sector-A to Sector-F through Sec-C for Water Supply	411201	3210197
79	PROVIDING & FITTING PIPELINE & PVC WATER STORAGE TANK FOR SILT LAB.	411201	58185
80	CONFERENCE CHAIR MODEL : GALLOP	411701	9456
81	CONFERENCE CHAIR MODEL : GALLOP	411701	9456
82	CONFERENCE CHAIR MODEL : GALLOP	411701	9456
83	CONFERENCE CHAIR MODEL : GALLOP	411701	9456
84	CONFERENCE CHAIR MODEL : GALLOP	411701	9456
85	CONFERENCE CHAIR MODEL : GALLOP	411701	9456
86	CONFERENCE CHAIR MODEL : GALLOP	411701	9456
87	CONFERENCE CHAIR MODEL : GALLOP	411701	9456
88	CONFERENCE CHAIR MODEL : GALLOP	411701	9456
89	CONFERENCE CHAIR MODEL : GALLOP	411701	9456
90	CONFERENCE CHAIR MODEL : GALLOP	411701	9456
91	CONFERENCE CHAIR MODEL : GALLOP	411701	9456
92	CONFERENCE CHAIR MODEL : GALLOP	411701	9456
93	CONFERENCE CHAIR MODEL : GALLOP	411701	9456
94	CONFERENCE CHAIR MODEL : GALLOP	411701	9456
95	CONFERENCE CHAIR MODEL : GALLOP	411701	9456
96	CONFERENCE CHAIR MODEL : GALLOP	411701	9456
97	CONFERENCE CHAIR MODEL : GALLOP	411701	9456
98	CONFERENCE CHAIR MODEL : GALLOP	411701	9456
99	CONFERENCE CHAIR MODEL : GALLOP	411701	9456
100	GODREJ LOUNGE CHAIR PERCH SINGAL SEATER	411701	8627
101	GODREJ LOUNGE CHAIR PERCH SINGAL SEATER	411701	8627
102	GODREJ LOUNGE CHAIR PERCH SINGAL SEATER	411701	8627
103	GODREJ LOUNGE CHAIR PERCH SINGAL SEATER	411701	8627
104	GODREJ LOUNGE CHAIR PERCH SINGAL SEATER	411701	8627
105	GODREJ LOUNGE CHAIR PERCH SINGAL SEATER	411701	8627




 प्रबंधक (वित्त)
 Manager (F)

263

146	WOODEN ALMIRAH OF SIZE 16'3 (L)X 6'6(H)X32(W) MADE OF 19MM WATERPROOF BWR GRADE BOARD	411701	194650
147	19 MM WOODEN ALMIRAH OF SIZE(96 INCHX72 INCHX24 INCH) WATER PROOF BOARD.	411701	123546
148	COFFEE TABLE , BLOOM WALNUT, GODREJ	411701	15738
149	COFFEE TABLE , BLOOM WALNUT, GODREJ	411701	15738
150	COFFEE TABLE , BLOOM WALNUT, GODREJ	411701	15738
151	COFFEE TABLE , BLOOM WALNUT, GODREJ	411701	15738
152	COFFEE TABLE , BLOOM WALNUT, GODREJ	411701	9800
153	COFFEE TABLE , BLOOM WALNUT, GODREJ	411701	9800
154	COFFEE TABLE , BLOOM WALNUT, GODREJ	411701	9800
155	COFFEE TABLE , BLOOM WALNUT, GODREJ	411701	9800
156	CONFERENCE TABLE 18'X4', COMPLETE STRUCTURE MADE OF 18 MM ANTITERMITE TREATED WATER PROOF PLYBOARD	411701	109909
157	19 MM WOODEN SITTING BOX SIZE 180 X 20X 15 WITH LOCKER	411701	59025
158	19 MM WOODEN DUCT BOX SIZE 72X 36X 36	411701	36468
159	GODREJ SOFA SET (3+1+1) MILAN	411701	72510
160	GODREJ SOFA SET (3+1+1) MILAN	411701	72510
161	BOX TYPE COVER FOR WORKSTATION OF SIZE, 4960MM(L)X1628MM(W)X720MM(H) MADE OF 19MM BOARD	411701	40419
162	WOODEN CABINET 96X48X18 MADE OF 18MM PRELAMINATED BHUTAN BOARD, FIXED SHELVES & SLIDING DOORS	411701	28740
163	WOODEN CABINET 96X48X18 MADE OF 18MM PRELAMINATED BHUTAN BOARD, FIXED SHELVES & SLIDING DOORS	411701	28740
164	WOODEN CABINET 96X30X18 MADE OF 18MM PRELAMINATED BHUTAN BOARD, FIXED SHELVES & SLIDING DOORS	411701	26221
165	WOODEN CABINET 96X42X18 MADE OF 18MM PRELAMINATED BHUTAN BOARD, FIXED SHELVES & SLIDING DOORS	411701	27824
166	WOODEN CABINET 96X42X22 MADE OF 18MM PRELAMINATED BHUTAN BOARD, FIXED SHELVES & SLIDING DOORS	411701	30343
167	WOODEN CABINET 96X46X22 MADE OF 18MM PRELAMINATED BHUTAN BOARD, FIXED SHELVES & SLIDING DOORS	411701	31946
168	WOODEN CABINET 36X48X12 MADE OF 18MM PRELAMINATED BHUTAN BOARD, FIXED SHELVES & SLIDING DOORS	411701	9733
169	L TYPE BOX COVER WITH 2 SIDE OPEN SYSTEM 19MM PRELAMINATED WOOD SIZE(102 INCHX42 INCHX12 INCH)	411701	27366
170	IRON BOX FOR MULTIPURPOSE USE , SIZE 204X 66 X 48 WITH 16 GAUGE CRC SHEET HAVING TWO SHELVES .	411701	148392
171	IRON BOX FOR MULTIPURPOSE USE , SIZE 132X 66 X 48 WITH 16 GAUGE CRC SHEET HAVING TWO SHELVES .	411701	113584
172	THIEF PROOF RIFLE RACK - SINGLE TIER, FOR ACCOMODATING 10 RIFLES WITH AMMUNITION BOX	411701	16116



265

10/10/2017

173	THIEF PROOF RIFLE RACK - SINGLETIER, FOR ACCOMODATING 10 RIFLES WITH AMMUNITION BOX	411701	16116
174	THIEF PROOF RIFLE RACK - SINGLETIER, FOR ACCOMODATING 10 RIFLES WITH AMMUNITION BOX	411701	16116
175	TWO TIER RIFLE RACK (UPPER TIER/LOWER TIER) WITH AMMUNITION BOX TYPE AB (CAPACITY 10 RIFLES ONE EACH TIER)	411701	23868
176	GODREJ MAKE STEEL RACK (2510 MM X 2000 MM X 800 MM) 5 SHELF	411701	34608
177	GODREJ MAKE STEEL RACK (2510 MM X 2000 MM X 800 MM) 5 SHELF	411701	34608
178	GODREJ MAKE STEEL RACK (2510 MM X 2000 MM X 800 MM) 5 SHELF	411701	34608
179	GODREJ MAKE STEEL RACK (2510 MM X 2000 MM X 800 MM) 5 SHELF	411701	34608
180	GODREJ MAKE STEEL RACK (2510 MM X 2000 MM X 800 MM) 5 SHELF	411701	34608
181	GODREJ MAKE STEEL RACK (2510 MM X 2000 MM X 800 MM) 5 SHELF	411701	34608
182	GODREJ MAKE STEEL RACK (2510 MM X 2000 MM X 800 MM) 5 SHELF	411701	34608
183	GODREJ MAKE STEEL RACK (2510 MM X 2000 MM X 800 MM) 5 SHELF	411701	34608
184	GODREJ MAKE STEEL RACK (2510 MM X 2000 MM X 800 MM) 5 SHELF	411701	34608
185	GODREJ MAKE STEEL RACK (2510 MM X 2000 MM X 800 MM) 5 SHELF	411701	34608
186	GODREJ PALLET RACKING SYSTEM	411701	288181
187	1 TIER LONGSPAN SYSTEM, 2710 MM X 1000 MM X 1300 MM	411701	974984
188	MULTIFLEX SYSTEM, 915 MM X 458 MM X 495 MM	411701	184831
189	TUBULAR PALLETS(1200 X 1200 X 155MM)	411701	271390
190	SERVER MAKE: HP MODEL: ML350EG8	411801	364740
191	SERVER MAKE: HP MODEL: ML350EG8	411801	364740
192	HP DESKTOP PROCESSOR INTEL CORE I5-3470 3RD GEN PROCESSOR 3.2 GHZ RAM 4GB HDD-500GB, WINDOW-8	411801	56950
193	HP DESKTOP PROCESSOR INTEL CORE I5-3470 3RD GEN PROCESSOR 3.2 GHZ RAM 4GB HDD-500GB, WINDOW-8	411801	56950
194	ALL IN ONE PC, HP ENVY TOUCHSMART	411801	91665
195	HP PRO 3330 MT BUSINESS DESKTOP	411801	52920
196	HP PRO 3330 MT BUSINESS DESKTOP	411801	52920
197	HP PRO 3330 MT BUSINESS DESKTOP	411801	52920
198	HP PRO 3330 MT BUSINESS DESKTOP	411801	52920
199	HP PRO 3330 MT BUSINESS DESKTOP	411801	52920
200	HP PRO 3330 MT BUSINESS DESKTOP	411801	52920
201	HP PRO 3330 MT BUSINESS DESKTOP	411801	52920
202	HP PRO 3330 MT BUSINESS DESKTOP	411801	52920
203	HP PRO 3330 MT BUSINESS DESKTOP	411801	52920
204	HP 202G2 COMMERCIAL PC	411801	52500
205	HP 202G2 COMMERCIAL PC	411801	52500
206	HP 202G2 COMMERCIAL PC	411801	52500
207	HP 202G2 COMMERCIAL PC	411801	52500
208	HP 202G2 COMMERCIAL PC	411801	52500
209	DELL ALL-IN-ONE (3048/0041) PC: 4TH GEN INTEL I3, 4GB RAM, 1 TB HDD, WIN 8.1, 19.5 LED	411801	42750
210	DELL ALL-IN-ONE (3048/0041) PC: 4TH GEN INTEL I3, 4GB RAM, 1 TB HDD, WIN 8.1, 19.5 LED	411801	42750



266

211	DELL ALL-IN-ONE (3048/0041) PC: 4TH GEN INTEL I3, 4GB RAM, 1 TB HDD, WIN 8.1, 19.5 LED	411801	42750
212	DELL ALL-IN-ONE (3048/0041) PC: 4TH GEN INTEL I3, 4GB RAM, 1 TB HDD, WIN 8.1, 19.5 LED	411801	42750
213	DELL ALL-IN-ONE (3048/0041) PC: 4TH GEN INTEL I3, 4GB RAM, 1 TB HDD, WIN 8.1, 19.5 LED	411801	42750
214	DELL ALL-IN-ONE (3048/0041) PC: 4TH GEN INTEL I3, 4GB RAM, 1 TB HDD, WIN 8.1, 19.5 LED	411801	42750
215	DELL ALL-IN-ONE (3048/0041) PC: 4TH GEN INTEL I3, 4GB RAM, 1 TB HDD, WIN 8.1, 19.5 LED	411801	42750
216	HP ELITE DESKTOP COMPUTER, ELITE DESK 800G1 TWR	411801	72188
217	HP ELITE DESKTOP COMPUTER, ELITE DESK 800G1 TWR	411801	72188
218	HP ELITE DESKTOP COMPUTER, ELITE DESK 800G1 TWR	411801	72188
219	TFT/LCD MONITOR-18.5INCH	411801	5725
220	TFT/LCD MONITOR-18.5INCH	411801	5725
221	TFT/LCD MONITOR-18.5INCH	411801	5725
222	TFT/LCD MONITOR-18.5INCH	411801	5725
223	TFT/LCD MONITOR-18.5INCH	411801	5725
224	TFT/LCD MONITOR-18.5INCH	411801	5725
225	TFT/LCD MONITOR-18.5INCH	411801	5725
226	TFT/LCD MONITOR-18.5INCH	411801	5725
227	TFT/LCD MONITOR-18.5INCH	411801	5725
228	TFT/LCD MONITOR-18.5INCH	411801	5725
229	TFT/LCD MONITOR-18.5INCH	411801	5725
230	TFT/LCD MONITOR-18.5INCH	411801	5725
231	TFT/LCD MONITOR-18.5INCH	411801	5725
232	TFT/LCD MONITOR-18.5INCH	411801	5725
233	TFT/LCD MONITOR-18.5INCH	411801	5725
234	TFT/LCD MONITOR-18.5INCH	411801	5725
235	WINSVRSTD 2012 SNGL OLP NL 2PROC	411801	51840
236	WINSVRSTD 2012 SNGL OLP NL 2PROC	411801	51840
237	WINDOWS SERVER STD 2012 SNGL OLP NL CAL (150 USER)	411801	320999
238	COMPUTER	411801	718909
239	HP OFFICEJET 7610 ALL IN ONE PRINTER	411803	23500
240	A3 SIZE COLOR INKJET PRINTER ALL-IN-ONE, HP OFFICEJET 7500A	411803	23950
241	A3 SIZE COLOR INKJET PRINTER ALL-IN-ONE, HP OFFICEJET 7500A	411803	23950
242	HP DESKJET INK ADVANTAGE 4515 E-ALL-IN-ONE PRINTER	411803	9817
243	HP DESKJET INK ADVANTAGE 4515 E-ALL-IN-ONE PRINTER	411803	9817
244	HP LASER JET PRINTER 1020+	411803	7088
245	HP LASERJET P3015DN (LAN COMPATIBLE)	411803	64600
246	HP LASERJET P3015DN (LAN COMPATIBLE)	411803	64600
247	HP LASERJET P3015DN (LAN COMPATIBLE)	411803	64600
248	HP LASER JET PRINTER 1020+	411803	7631
249	HP LASER JET PRINTER 1020+	411803	7631
250	HP LASER JET PRINTER 1020+	411803	7631
251	HP LASER JET PRINTER 1020+	411803	7631
252	HP LASER JET PRINTER 1020+	411803	7631
253	HP LASER JET PRINTER 1020+	411803	7631
254	HP LASER JET PRINTER 1020+	411803	7631
255	HP LASER JET PRINTER 1020+	411803	7631
256	HP LASER JET PRINTER 1020+	411803	7631
257	HP LASER JET PRINTER 1020+	411803	7631
258	STABLISER FOR AIR CONDITIONER, 4KVA, 230 VOLT	411804	5300
259	STABLISER FOR AIR CONDITIONER, 4KVA, 230 VOLT	411804	5300
260	STABLISER FOR AIR CONDITIONER, 4KVA, 230 VOLT	411804	5100
261	STABLISER FOR AIR CONDITIONER, 4KVA, 230 VOLT	411804	5100



267

(विता)
Manager (F)

262	1 KVA INVERTER	411804	31100
263	APC UPS 1100	411804	7550
264	APC UPS 1100	411804	7550
265	3 KVA ONLINE UPS, MICROTEK	411804	24465
266	3 KVA ONLINE UPS, MICROTEK	411804	24465
267	3 KVA ONLINE UPS, MICROTEK	411804	24465
268	1 KVA UPS, MICROTEK	411804	9923
269	1 KVA UPS, MICROTEK	411804	9923
270	1 KVA UPS, MICROTEK	411804	9923
271	ONLINE UPS (1 KVA), NUMERIC, MODEL : DIGITAL HP MAX 1000	411804	32813
272	ONLINE UPS (1 KVA), NUMERIC, MODEL : DIGITAL HP MAX 1000	411804	32813
273	ONLINE UPS (2 KVA), NUMERIC, MODEL : DIGITAL HP MAX 2000	411804	49219
274	IP BASED FIXED CAMERA, INFINOVA, MODEL : V6202- T 0220	411804	53204
275	IP BASED FIXED CAMERA, INFINOVA, MODEL : V6202- T 0220	411804	53204
276	IP BASED FIXED CAMERA, INFINOVA, MODEL : V6202- T 0220	411804	53204
277	IP BASED FIXED CAMERA, INFINOVA, MODEL : V6202- T 0220	411804	53204
278	IP BASED FIXED CAMERA, INFINOVA, MODEL : V6202- T 0220	411804	53204
279	IP BASED FIXED CAMERA, INFINOVA, MODEL : V6202- T 0220	411804	53204
280	IP BASED FIXED CAMERA, INFINOVA, MODEL : V6202- T 0220	411804	53204
281	IP BASED FIXED CAMERA, INFINOVA, MODEL : V6202- T 0220	411804	53204
282	IP BASED FIXED CAMERA, INFINOVA, MODEL : V6202- T 0220	411804	53204
283	IP BASED FIXED CAMERA, INFINOVA, MODEL : V6202- T 0220	411804	53204
284	IP BASED FIXED CAMERA, INFINOVA, MODEL : V6202- T 0220	411804	53204
285	IP BASED FIXED CAMERA, INFINOVA, MODEL : V6202- T 0220	411804	53204
286	IP BASED PTZ CAMERA, INFINOVA, MODEL : V1700N- NE2 SERIES	411804	177552
287	1 TB BACKUP PLUS 2.5" EXTERNAL HDD (USB 3.0) (MAKE: SEAGATE)	411804	5275
288	1 TB BACKUP PLUS 2.5" EXTERNAL HDD (USB 3.0) (MAKE: SEAGATE)	411804	5275
289	1 TB BACKUP PLUS 2.5" EXTERNAL HDD (USB 3.0) (MAKE: SEAGATE)	411804	5275
290	1 TB BACKUP PLUS 2.5" EXTERNAL HDD (USB 3.0) (MAKE: SEAGATE)	411804	5275
291	1 TB BACKUP PLUS 2.5" EXTERNAL HDD (USB 3.0) (MAKE: SEAGATE)	411804	5275
292	1 TB BACKUP PLUS 2.5" EXTERNAL HDD (USB 3.0) (MAKE: SEAGATE)	411804	5275
293	1 TB BACKUP PLUS 2.5" EXTERNAL HDD (USB 3.0) (MAKE: SEAGATE)	411804	5275
294	1 TB BACKUP PLUS 2.5" EXTERNAL HDD (USB 3.0) (MAKE: SEAGATE)	411804	5275
295	1 TB BACKUP PLUS 2.5" EXTERNAL HDD (USB 3.0) (MAKE: SEAGATE)	411804	5275
296	1 TB BACKUP PLUS 2.5" EXTERNAL HDD (USB 3.0) (MAKE: SEAGATE)	411804	5275
297	1 TB BACKUP PLUS 2.5" EXTERNAL HDD (USB 3.0) (MAKE: SEAGATE)	411804	5275
298	1 TB BACKUP PLUS 2.5" EXTERNAL HDD (USB 3.0) (MAKE: SEAGATE)	411804	5275
299	SWITCH RACK 12U COMPLETE WITH ACCESSORIES	411804	9215
300	MANAGEABLE L2 SWITCH 24 PORT 10/100/1000 MBPS WITH 02 SFP PORTS, MAKE: MATGEAR	411804	29204
301	MANAGEABLE L2 SWITCH 24 PORT 10/100/1000 MBPS WITH 02 SFP PORTS, MAKE: MATGEAR	411804	29204
302	MANAGEABLE L2 SWITCH 24 PORT 10/100/1000 MBPS WITH 02 SFP PORTS, MAKE: MATGEAR	411804	29204
303	MANAGEABLE L2 SWITCH 24 PORT 10/100/1000 MBPS WITH 02 SFP PORTS, MAKE: MATGEAR	411804	29204
304	42U STANDING RACK, VALRACK	411804	61544
305	12U WALL MOUNTABLE NETWORK RACK, VALRACK	411804	10949



268
 (वित्त)

306	12U WALL MOUNTABLE NETWORK RACK, VALRACK	411804	10949
307	DIGITAL IP EPABX SYSTEM MODEL ETERNITY GE12S MATRIX	411903	79380
308	DIGITAL IP EPABX SYSTEM MODEL ETERNITY GE12S MATRIX	411903	79380
309	DIGITAL IP EPABX SYSTEM MODEL ETERNITY GE12S MATRIX	411903	79380
310	LINE CARD FOR EPABX, 8 LINES	411903	7938
311	LINE CARD FOR EPABX, 8 LINES	411903	7938
312	LINE CARD FOR EPABX, 8 LINES	411903	7938
313	LINE CARD FOR EPABX, 8 LINES	411903	7938
314	LINE CARD FOR EPABX, 8 LINES	411903	7938
315	PHOTOCOPIER MACHINE, CANON & MODEL IR 2525	412003	129755
316	AIR CONDITIONER SPLIT TYP 1.5 TON	412008	42660
317	AIR CONDITIONER SPLIT TYP 1.5 TON	412008	42660
318	AIR CONDITIONER SPLIT TYP 1.5 TON	412008	37100
319	AIR CONDITIONER SPLIT TYP 1.5 TON	412008	37100
320	AIR CONDITIONER SPLIT TYP 1.5 TON	412008	35900
321	AIR CONDITIONER 1.0 TONNE, SPLIT TYPE, HOT & COOL WITH CORDLESS REMOTE	412008	31850
322	REFRIGERATOR (DOUBLE DOOR), 258 LTRS, LG Make, Model No. GLB 292 RMTL	412013	23400
323	SONY HI FI SYSTEM, SONY MHC-GZX33D	412014	25490
324	STUDIO MASTER DUL, BR-48 AHUJA	412014	9011
325	STUDIO MASTER DUL, BR-48 AHUJA	412014	9011
326	SAMSUNG LED TV 32', MODEL-UA32H4100ARMXL	412014	31000
327	SAMSUNG LED TV 28', MODEL-UA28H4000ARLXL	412014	24100
328	SAMSUNG LED TV 24', MODEL-UA24H4003ARLXL	412014	15000
329	SAMSUNG LED TV 24', MODEL-UA24H4003ARLXL	412014	15000
330	SONY BRAVIA LED TV 50INCH, KDL50W800B	412014	100100
331	LED TV 48INCH, SAMSUNG, MODEL : UA48H4240AR	412014	59063
332	ELECTRICAL SIREN HORIZONTAL DOUBLE MOUNTING, 3PH, 5HP, 440V, 2800RPM, 50HZ, AUDIBLE RANGE-8KMS, E3D-800	412020	55361
333	ELECTRICAL SIREN HORIZONTAL DOUBLE MOUNTING, 3PH, 5HP, 440V, 2800RPM, 50HZ, AUDIBLE RANGE-8KMS, E3D-800	412020	66668
334	ELECTRICAL SIREN HORIZONTAL DOUBLE MOUNTING, 3PH, 5HP, 440V, 2800RPM, 50HZ, AUDIBLE RANGE-8KMS, E3D-800	412020	66668
335	ELECTRICAL SIREN HORIZONTAL DOUBLE MOUNTING, 3PH, 5HP, 440V, 2800RPM, 50HZ, AUDIBLE RANGE-8KMS, E3D-800	412020	66668
336	NIKON DSLR D5100	412020	29200
337	NIKON DSLR D5300 CAMERA	412020	50000
338	VACCUME CLEANER, MODEL-MC-CG304	412020	8100
339	VACCUME CLEANER, MODEL-MC-CG304	412020	8100
340	MICROSOFT WINDOWS PROFESSIONAL 8.1 FOR 18 USERS	412201	244214
341	WINDOWS SERVER STD 2012 SNGL OLP NL CAL(150 USER)	412201	320999
342	LISCAD SOFTWARE VER. 10	412201	387600



269

343	INFINOVA NETWORK MANAGEMENT SOFTWARE COMPATIBLE WITH WINDOWS 2007/2008, INFINOVA	412201	171393
344	QUICK HEAL END POINT SECURITY (TOTAL SECURITY VERSION) WITH ADMN. CONSOLE FOR 85 USERS	412201	97173
345	LAB ELECTRONIC WEIGH BALANCE MACHINE CAPACITY 3200GM, LC 0.010GM	412502	48300
346	LAB ELECTRONIC WEIGH BALANCE MACHINE CAPACITY 3200GM, LC 0.010GM	412502	48300
347	ITEV-NOTCH SEEPAGE MEASURING GAUGE	412502	17641
348	ITEV-NOTCH SEEPAGE MEASURING GAUGE	412502	17641
349	ITEV-NOTCH SEEPAGE MEASURING GAUGE	412502	17641
350	ITEV-NOTCH SEEPAGE MEASURING GAUGE	412502	17641
351	AUTOMATIC WEATHER STATION	412502	259808
352	CO2 TYPE FIRE EXTINGUISHER COMPLETE WITH ALL NECESSARY FITTINGS, IS:2878 WITH ISI MARK,CAPACITY- 4.5	412503	6641
353	CO2 TYPE FIRE EXTINGUISHER COMPLETE WITH ALL NECESSARY FITTINGS, IS:2878 WITH ISI MARK,CAPACITY- 4.5	412503	6641
354	CO2 TYPE FIRE EXTINGUISHER COMPLETE WITH ALL NECESSARY FITTINGS, IS:2878 WITH ISI MARK,CAPACITY- 4.5	412503	6641
355	CO2 TYPE FIRE EXTINGUISHER COMPLETE WITH ALL NECESSARY FITTINGS, IS:2878 WITH ISI MARK,CAPACITY- 4.5	412503	6641
356	CO2 TYPE FIRE EXTINGUISHER COMPLETE WITH ALL NECESSARY FITTINGS, IS:2878 WITH ISI MARK,CAPACITY- 4.5	412503	6641
357	CO2 TYPE FIRE EXTINGUISHER COMPLETE WITH ALL NECESSARY FITTINGS, IS:2878 WITH ISI MARK,CAPACITY- 4.5	412503	6641
358	CO2 TYPE FIRE EXTINGUISHER COMPLETE WITH ALL NECESSARY FITTINGS, IS:2878 WITH ISI MARK,CAPACITY- 4.5	412503	6641
359	DCP TYPE FIRE EXTINGUISHER 25 KG. CONFIRMING TO IS SPECIFICATION:10658	412503	18435
360	UNDER WATER BREATHING APPRATUS SET WITH CONTROL REGULATOR,PRESSURE DEPTH METRE,MASK,SNORKEL	412503	80580
361	UNDER WATER BREATHING APPRATUS SET WITH CONTROL REGULATOR,PRESSURE DEPTH METRE,MASK,SNORKEL	412503	80580
362	ELECTRIC OPERATED AUTOMATIC BOOM BARRIER	412503	179294
363	KLEENTEK FERROCARE ELECTROSTATIC LIQUID CLEANER MACHINE , ELC 100LP 3PH JH DI	412503	382520
364	KLEENTEK FERROCARE ELECTROSTATIC LIQUID CLEANER MACHINE , ELC 100LP 3PH JH DI	412503	382520
365	KLEENTEK FERROCARE ELECTROSTATIC LIQUID CLEANER MACHINE , ELC 100LP 3PH JH DI	412503	382520
366	KLEENTEK FERROCARE ELECTROSTATIC LIQUID CLEANER MACHINE , ELC 100LP 3PH JH DI	412503	382520
367	STABLISER FOR AIR CONDITIONER, 4KVA, 230 VOLT	412503	5100
368	STABLISER FOR AIR CONDITIONER, 4KVA, 230 VOLT	412503	5100
369	HYDRAULIC JACK 30 TON (INTEGRAL PUMP TYPE WITH LEVER) VANKOS	412503	27563



270
 (Signature)
 Manager (F)

370	HYDRAULIC JACK CAPACITY-50 TON WITH PUMP AND ACCESORIES	412503	47775
371	OXYGEN CYLINDER WITH GAS FILLED CAPACITY-7 CUM	412503	11025
372	OXYGEN CYLINDER WITH GAS FILLED CAPACITY-7 CUM	412503	11025
373	OXYGEN CYLINDER WITH GAS FILLED CAPACITY-7 CUM	412503	11025
374	OXYGEN CYLINDER WITH GAS FILLED CAPACITY-7 CUM	412503	11025
375	OXYGEN CYLINDER WITH GAS FILLED CAPACITY-7 CUM	412503	11025
376	OXYGEN CYLINDER WITH GAS FILLED CAPACITY-7 CUM	412503	11025
377	OXYGEN CYLINDER WITH GAS FILLED CAPACITY-7 CUM	412503	11025
378	OXYGEN CYLINDER WITH GAS FILLED CAPACITY-7 CUM	412503	11025
379	OXYGEN CYLINDER WITH GAS FILLED CAPACITY-7 CUM	412503	11025
380	OXYGEN CYLINDER WITH GAS FILLED CAPACITY-7 CUM	412503	11025
381	OXYGEN CYLINDER WITH GAS FILLED CAPACITY-7 CUM	412503	11025
382	OXYGEN CYLINDER WITH GAS FILLED CAPACITY-7 CUM	412503	11025
383	EMPTY D.A GAS CYLINDER 5.89 CUM	412503	10500
384	EMPTY D.A GAS CYLINDER 5.89 CUM	412503	10500
385	EMPTY OXYGEN CYLINDER CAP. 7 CUM	412503	10395
386	EMPTY OXYGEN CYLINDER CAP. 7 CUM	412503	10395
387	EMPTY OXYGEN CYLINDER CAP. 7 CUM	412503	10395
388	EMPTY OXYGEN CYLINDER CAP. 7 CUM	412503	10395
389	EMPTY OXYGEN CYLINDER CAP. 7 CUM	412503	10395
390	EMPTY OXYGEN CYLINDER CAP. 7 CUM	412503	10395
391	EMPTY OXYGEN CYLINDER CAP. 7 CUM	412503	12075
392	EMPTY OXYGEN CYLINDER CAP. 7 CUM	412503	12075
393	EMPTY OXYGEN CYLINDER CAP. 7 CUM	412503	12075
394	EMPTY OXYGEN CYLINDER CAP. 7 CUM	412503	12075
395	EMPTY OXYGEN CYLINDER CAP. 7 CUM	412503	12075
396	EMPTY OXYGEN CYLINDER CAP. 7 CUM	412503	12075
397	DISSOLVE ACYTELENE CYLINDER (CAPACITY 7.5 CUM)	412503	12075
398	DISSOLVE ACYTELENE CYLINDER (CAPACITY 7.5 CUM)	412503	12075
399	DISSOLVE ACYTELENE CYLINDER (CAPACITY 7.5 CUM)	412503	11025
400	DISSOLVE ACYTELENE CYLINDER (CAPACITY 7.5 CUM)	412503	11025
401	DISSOLVE ACYTELENE CYLINDER (CAPACITY 7.5 CUM)	412503	11025
402	DISSOLVE ACYTELENE CYLINDER (CAPACITY 7.5 CUM)	412503	11025
403	EMPTY ARGON CYLINDER CAPACITY 7 CUBIC METER	412503	11025
404	EMPTY ARGON CYLINDER CAPACITY 7 CUBIC METER	412503	11025
405	HYDRAULIC BENCH VICE WITH HAND PUMP	412503	189945
406	ELECTRIC IMPACT WRENCH, BOSCH -GDS 18E	412503	40750
407	REACTION BAR TYPE MANUAL TORQUE MULTIPLIER, CAPACITY : 1350NM WITH HEXAGONAL SOCKET AND ALLEN SOCKET	412503	147068
408	ELECTRIC IMPACT WRENCH, BOSCH -GDS 18E	412503	38535
409	CONCRETE ROTARY HAMMER 26 MM CAPACITY MODEL GBH2-26 RE	412503	15698



271

(Handwritten signature and text)

410	SCREW GUN ST1800,230V NO:378558	412503	27761
411	HAND GRINDER AG-7 BOSCH/KPT/HILTI	412503	8663
412	HAND GRINDER AG-7 BOSCH/KPT/HILTI	412503	8663
413	FLEXIBLE SHAFT GRINDING MACHINE	412503	14595
414	HAND GRINDER FOR BUFFING MACHINE HD1290	412503	8899
415	RECEPROCATING SAW, WSR 900- PE	412503	33411
416	ELECTRODE OVEN CAPACITY 25 KG. TEMP. RANGE 50 TO 400 DEG. CENTIGRADE 1 PHASE 230 VOLTS	412503	9450
417	CHAPPATTI BHATTI BUFFET TAWA WITH STAND	412503	16603
418	MICROVAVE OVEN 20 LITRE	412503	7800
419	MICROVAVE OVEN 20 LITRE	412503	7800
420	CHILLER/FREEZER BLUE STAR , MODEL : CHFK300A	412505	28300
421	PVC CUSHIONED CHAIR (SUPREME ORNATE)	412801	2350
422	PVC CUSHIONED CHAIR (SUPREME ORNATE)	412801	2350
423	PVC CUSHIONED CHAIR (SUPREME ORNATE)	412801	2350
424	PVC CUSHIONED CHAIR (SUPREME ORNATE)	412801	2350
425	PVC CUSHIONED CHAIR (SUPREME ORNATE)	412801	2350
426	PVC CUSHIONED CHAIR (SUPREME ORNATE)	412801	2350
427	PVC CUSHIONED CHAIR (SUPREME ORNATE)	412801	2350
428	PVC CUSHIONED CHAIR (SUPREME ORNATE)	412801	2350
429	PVC CUSHIONED CHAIR (SUPREME ORNATE)	412801	2350
430	PVC CUSHIONED CHAIR (SUPREME ORNATE)	412801	2350
431	PVC CUSHIONED CHAIR (SUPREME ORNATE)	412801	2350
432	PVC CUSHIONED CHAIR (SUPREME ORNATE)	412801	2350
433	PVC CUSHIONED CHAIR (SUPREME ORNATE)	412801	2350
434	PVC CUSHIONED CHAIR (SUPREME ORNATE)	412801	2350
435	PVC CUSHIONED CHAIR (SUPREME ORNATE)	412801	2350
436	PVC CUSHIONED CHAIR (SUPREME ORNATE)	412801	2350
437	PVC CUSHIONED CHAIR (SUPREME ORNATE)	412801	2350
438	PVC CUSHIONED CHAIR (SUPREME ORNATE)	412801	2350
439	PVC CUSHIONED CHAIR (SUPREME ORNATE)	412801	2350
440	PVC CUSHIONED CHAIR (SUPREME ORNATE)	412801	2350
441	PVC CUSHIONED CHAIR (SUPREME ORNATE)	412801	2350
442	PVC CUSHIONED CHAIR (SUPREME ORNATE)	412801	2350
443	PVC CUSHIONED CHAIR (SUPREME ORNATE)	412801	2350
444	PVC CUSHIONED CHAIR (SUPREME ORNATE)	412801	2350
445	PVC CUSHIONED CHAIR (SUPREME ORNATE)	412801	2350
446	PVC CUSHIONED CHAIR (SUPREME ORNATE)	412801	2350
447	PVC CUSHIONED CHAIR (SUPREME ORNATE)	412801	2350
448	PVC CUSHIONED CHAIR (SUPREME ORNATE)	412801	2350
449	PVC CUSHIONED CHAIR (SUPREME ORNATE)	412801	2350
450	PVC CUSHIONED CHAIR (SUPREME ORNATE)	412801	2350



272
 प्रबंधक (वित्त)
 Manager (F)

451	PVC CUSHIONED CHAIR (SUPREME ORNATE)	412801	2350
452	PVC CUSHIONED CHAIR (SUPREME ORNATE)	412801	2350
453	PVC CUSHIONED CHAIR (SUPREME ORNATE)	412801	2350
454	PVC CUSHIONED CHAIR (SUPREME ORNATE)	412801	2350
455	PVC CUSHIONED CHAIR (SUPREME ORNATE)	412801	2350
456	PVC CUSHIONED CHAIR (SUPREME ORNATE)	412801	2350
457	PVC CUSHIONED CHAIR (SUPREME ORNATE)	412801	2350
458	PVC CUSHIONED CHAIR (SUPREME ORNATE)	412801	2350
459	PVC CUSHIONED CHAIR (SUPREME ORNATE)	412801	2350
460	PVC CUSHIONED CHAIR (SUPREME ORNATE)	412801	2350
461	CENTER TABLE	412801	3000
462	STEEL FRAMED BED 6' X 3' X 18" WITH PLY TOP	412801	3990
463	STEEL FRAMED BED 6' X 3' X 18" WITH PLY TOP	412801	3990
464	STEEL FRAMED BED 6' X 3' X 18" WITH PLY TOP	412801	3990
465	STEEL FRAMED BED 6' X 3' X 18" WITH PLY TOP	412801	3990
466	STEEL FRAMED BED 6' X 3' X 18" WITH PLY TOP	412801	3990
467	STEEL FRAMED BED 6' X 3' X 18" WITH PLY TOP	412801	4000
468	STEEL FRAMED BED 6' X 3' X 18" WITH PLY TOP	412801	4000
469	STEEL FRAMED BED 6' X 3' X 18" WITH PLY TOP	412801	4000
470	STEEL FRAMED BED 6' X 3' X 18" WITH PLY TOP	412801	4000
471	STEEL FRAMED BED 6' X 3' X 18" WITH PLY TOP	412801	4000
472	HEAT CONVECTOR 2KW	412801	3274
473	HEAT CONVECTOR 2KW	412801	3274
474	HEAT CONVECTOR 2KW	412801	3274
475	HEAT CONVECTOR 2KW	412801	3274
476	HEAT CONVECTOR 2KW	412801	3274
477	HEAT CONVECTOR 2KW	412801	3274
478	HEAT CONVECTOR 2KW	412801	3274
479	HEAT CONVECTOR 2KW	412801	3274
480	HEAT CONVECTOR 2KW	412801	3274
481	HEAT CONVECTOR 2KW	412801	3274
482	CEILING FAN 1200MM WITHOUT REGULATOR	412801	1800
483	CEILING FAN 1200MM WITHOUT REGULATOR	412801	1800
484	CEILING FAN 1200MM WITHOUT REGULATOR	412801	1800
485	CEILING FAN 1200MM WITHOUT REGULATOR	412801	1800
486	CEILING FAN 1200MM WITHOUT REGULATOR	412801	1800
487	CEILING FAN 1200MM WITHOUT REGULATOR	412801	1800
488	CEILING FAN 1200MM WITHOUT REGULATOR	412801	1800
489	CEILING FAN 1200MM WITHOUT REGULATOR	412801	1374
490	CEILING FAN 1200MM WITHOUT REGULATOR	412801	1374
491	CEILING FAN 1200MM WITHOUT REGULATOR	412801	1374
492	CEILING FAN 1200MM WITHOUT REGULATOR	412801	1374
493	CEILING FAN 1200MM WITHOUT REGULATOR	412801	1374
494	CEILING FAN 1200MM WITHOUT REGULATOR	412801	1374
495	CEILING FAN 1200MM WITHOUT REGULATOR	412801	1374
496	CEILING FAN 1200MM WITHOUT REGULATOR	412801	1374



प्रबंधक (वित्त)
Manager (F)

273

497	CEILING FAN 1200MM WITHOUT REGULATOR	412801	1374
498	CEILING FAN 1200MM WITHOUT REGULATOR	412801	1374
499	WALL FAN 400 MM SWEEP	412801	1975
500	WALL FAN 400 MM SWEEP	412801	1975
501	WALL FAN 400 MM SWEEP	412801	2000
502	WALL FAN 400 MM SWEEP	412801	2000
503	WALL FAN 400 MM SWEEP	412801	2000
504	WALL FAN 400 MM SWEEP	412801	2000
505	WALL FAN 400 MM SWEEP	412801	2000
506	WALL FAN 400 MM SWEEP	412801	2000
507	WALL FAN 400 MM SWEEP	412801	2000
508	WALL FAN 400 MM SWEEP	412801	2000
509	WALL FAN 400 MM SWEEP	412801	2000
510	WALL FAN 400 MM SWEEP	412801	2000
511	WALL FAN 400 MM SWEEP	412801	2000
512	WALL FAN 400 MM SWEEP	412801	2000
513	PEDESTAL FAN 400 MM SWEEP	412801	2425
514	PEDESTAL FAN 400 MM SWEEP	412801	2425
515	PEDESTAL FAN 400 MM SWEEP	412801	2425
516	PEDESTAL FAN 400 MM SWEEP	412801	2425
517	PEDESTAL FAN 400 MM SWEEP	412801	2425
518	PEDESTAL FAN 400 MM SWEEP	412801	2425
519	PEDESTAL FAN 400 MM SWEEP	412801	2425
520	PEDESTAL FAN 400 MM SWEEP	412801	2425
521	PEDESTAL FAN 400 MM SWEEP	412801	2425
522	PEDESTAL FAN 400 MM SWEEP	412801	2425
523	PEDESTAL FAN 400 MM SWEEP	412801	2425
524	PEDESTAL FAN 400 MM SWEEP	412801	2425
525	PEDESTAL FAN 500MM SWEEP, WINDSTAR FARRATA	412801	3125
526	PEDESTAL FAN 500MM SWEEP, WINDSTAR FARRATA	412801	3125
527	PEDESTAL FAN 500MM SWEEP, WINDSTAR FARRATA	412801	3125
528	PEDESTAL FAN 500MM SWEEP, WINDSTAR FARRATA	412801	3125
529	PEDESTAL FAN 500MM SWEEP, WINDSTAR FARRATA	412801	3125
530	PEDESTAL FAN 500MM SWEEP, WINDSTAR FARRATA	412801	3125
531	PEDESTAL FAN 500MM SWEEP, WINDSTAR FARRATA	412801	3125
532	PEDESTAL FAN 500MM SWEEP, WINDSTAR FARRATA	412801	3125
533	EXHAUST FAN 450 MM SWEEP, METAL BODY	412801	4450
534	EXHAUST FAN 450 MM SWEEP, METAL BODY	412801	4450
535	EXHAUST FAN	412801	1490
536	FIRE EXTINGUSER ABC TYPE CAPACITY 9 KG	412801	3595
537	FIRE EXTINGUSER ABC TYPE CAPACITY 9 KG	412801	3595
538	FIRE EXTINGUSER ABC TYPE CAPACITY 9 KG	412801	3595
539	FIRE EXTINGUSER ABC TYPE CAPACITY 9 KG	412801	3595
540	FIRE EXTINGUSER ABC TYPE CAPACITY 9 KG	412801	3595
541	FIRE EXTINGUSER ABC TYPE CAPACITY 9 KG	412801	3595
542	FIRE EXTINGUSER ABC TYPE CAPACITY 9 KG	412801	3595
543	STABILIZER 2 KVA	412801	4500
544	STABILIZER 2 KVA	412801	4500
545	STABILIZER 2 KVA	412801	4500
546	STABILIZER V-GUARD MODEL : VGSJW100	412801	3000
547	DIGITAL CLAMP METER 300A	412801	2399
548	DIGITAL CLAMP METER 300A	412801	2399
549	UPS 600 VA	412801	2380
550	UPS 600 VA	412801	2380
551	UPS 600 VA	412801	2380
552	UPS 600 VA	412801	2380
553	UPS 600 VA	412801	2380
554	UPS 600 VA	412801	2380



274
 प्रबंधक (वित्त)
 Manager (F)

555	UPS 600 VA	412801	2380
556	UPS 600 VA	412801	2380
557	UPS 600 VA	412801	2380
558	NUMERIC 1KVA UPS	412801	4988
559	NUMERIC 1KVA UPS	412801	4988
560	NUMERIC 1KVA UPS	412801	4988
561	NUMERIC 1KVA UPS	412801	4988
562	NUMERIC 1KVA UPS	412801	4987
563	NUMERIC 1KVA UPS	412801	4987
564	NUMERIC 1KVA UPS	412801	4987
565	NUMERIC 1KVA UPS	412801	4987
566	NUMERIC 1KVA UPS	412801	4987
567	MIC ASM 580XLR	412801	1938
568	MIC ASM 580XLR	412801	1938
569	AUD99XLR MICROPHONE	412801	1040
570	AUD99XLR MICROPHONE	412801	1040
571	MICROPHONE, AWM-520 VL (VHF WIRELESS MIC)	412801	2422
572	MICROPHONE, AWM-520 VL (VHF WIRELESS MIC)	412801	2422
573	AHUJA DUAL CORDLESS MICROPHONE-AWM-520V2	412801	3891
574	AHUJA DUAL CORDLESS MICROPHONE-AWM-520V2	412801	3891
575	HP SCANJET 200 FLATBED SCANNER	412801	3800
576	SPEAKER STAND 3TA 150 AHUJA	412801	1791
577	SPEAKER STAND 3TA 150 AHUJA	412801	1791
578	LAN SWITCH, 16 PORT	412801	2840
579	LAN SWITCH 8 PORT	412801	940
580	LAN SWITCH 8 PORT	412801	940
581	LAN SWITCH 8 PORT	412801	940
582	LAN SWITCH 8 PORT	412801	940
583	LAN SWITCH 8 PORT	412801	940
584	LAN SWITCH 8 PORT	412801	940
585	LAN SWITCH 8 PORT	412801	940
586	LAN SWITCH 8 PORT	412801	940
587	LAN SWITCH 8 PORT	412801	940
588	LAN SWITCH 8 PORT	412801	940
589	SCREW JACK 50 TON	412801	3150
590	SCREW JACK 50 TON	412801	3150
591	SCREW JACK 50 TON	412801	3150
592	SCREW JACK 50 TON	412801	3150
593	CRACK METER, MODEL EDJ-40C	412801	882
594	CRACK METER, MODEL EDJ-40C	412801	882
595	CRACK METER, MODEL EDJ-40C	412801	882
596	CRACK METER, MODEL EDJ-40C	412801	882
597	CRACK METER, MODEL EDJ-40C	412801	882
598	CRACK METER, MODEL EDJ-40C	412801	882
599	CRACK METER, MODEL EDJ-40C	412801	882
600	CRACK METER, MODEL EDJ-40C	412801	882
601	CRACK METER, MODEL EDJ-40C	412801	882
602	CRACK METER, MODEL EDJ-40C	412801	882
603	HAND GRINDER AG-4 BOSCH/KPT/HILTI	412801	2573
604	HAND GRINDER AG-4 BOSCH/KPT/HILTI	412801	2573
605	ANGLE GRINDER SUITABLE FOR WHEEL DIA 5/125 MM, 1020W	412801	4224
606	BUILDING CONTAINING HYDRO ELE	410301	12480612
607	Construction of room for BSNL Exchange	410301	287023
608	Providing & fixing ordinery & toughned g	410301	178041
609	Grinding ,polishing of terrace for stair ca	410301	218141
610	BUILDING CONTAINING TRANSMISS	410303	559794
611	PROVIDING FOOT OVER BRIDGE,SE	410328	184908
612	PROVIDING DINNING HALL BY EXTE	410328	796333
613	PROVIDING ADDITIONAL TOILET WI	410328	388993
614	RENOVATION OF COLONY WALL OF	410328	634449
615	Protection of terrace & prov. railing,confr	410328	194893
616	DEVELOPMENT OF PLAY GROUND V	410328	69096
617	RENOVATION OF WALL AND ROAD S	410328	42239
618	Construction of concrete garden umbrel	410328	261036
619	Construction of DG Room at Sector-F a	410328	385312
620	DAMS AND BARRAGES	410601	126273221
621	Construction of Bhurgees/survey post o	410601	133016
622	Left Bank Slope Protection by Crate Wd	410601	22870908



275

(वित्त)
Manager (F)

623	Const of main Gate at "O"Point and nea	410601	2859901
624	Const of drain and protection works nea	410601	804935
625	Covering cut out at draft tube area and s	410601	323759
626	Toe Protection Work at Barrage Area at	410601	1279985
627	CONST. OF MORCHA FOR CISF AT T	410601	251403
628	POWER CHANNELS	410602	2782292
629	POWER TUNNELS AND PIPELINES	410604	5813
630	PENSTOCKS	410605	1556909
631	TAILRACE CHANNELS	410606	15355225
632	HYDRO-MECHANICAL WORKS-DAMS	410608	12590282
633	HYDRO-MECHANICAL WORKS-TUNNE	410610	2141186
634	HYDRO MECHANICAL WORKS-TAIL F	410611	783449
635	MAIN GENERATING EQUIPMENT UN	410701	47920377
636	MAIN GENERATING EQUIPMENT UNI	410701	395490
637	MAIN GENERATING EQUIPMENT UNI	410701	395494
638	MAIN GENERATING EQUIPMENT UN	410701	395494
639	GENERATOR STEP UP TRANSFORM	410702	5094713
640	GENERATOR STEP UP TRANSFORM	410702	925899
641	GENERATOR STEP UP TRANSFORM	410702	925899
642	GENERATOR STEP UP TRANSFORM	410702	925901
643	OTHER POWER PLANT TRANSFORM	410703	1226341
644	OTHER POWER PLANT TRANSFORM	410703	362231
645	OTHER POWER PLANT TRANSFORM	410703	362233
646	OTHER POWER PLANT TRANSFORM	410703	362232
647	COOLING WATER SYSTEMS UNIT 3	410704	5610895
648	COOLING WATER SYSTEMS UNIT 1	410704	4721013
649	COOLING WATER SYSTEMS UNIT 4	410704	4721013
650	COOLING WATER SYSTEMS UNIT 2	410704	4721013
651	SWITCH GEAR INCLUDING CABLE C	410705	8937143
652	DC SYSTEMS/BATTERY SYSTEMS U	410707	319343
653	DC SYSTEMS/BATTERY SYSTEMS U	410707	-26547
654	DC SYSTEMS/BATTERY SYSTEMS U	410707	-26549
655	DC SYSTEMS/BATTERY SYSTEMS U	410707	-26548
656	NUMERIC 1KVA UPS	410707	5040
657	NUMERIC 1KVA UPS	410707	5040
658	NUMERIC 1KVA UPS	410707	5040
659	NUMERIC 1KVA UPS	410707	5040
660	NUMERIC 1KVA UPS	410707	5040
661	POWER AND CONTROL CABLES UN	410708	684279
662	COOLING WATER SYSTEMS UNIT 1	410709	952137
663	COOLING WATER SYSTEMS UNIT 4	410709	245066
664	COOLING WATER SYSTEMS UNIT 2	410709	245064
665	COOLING WATER SYSTEMS UNIT 3	410709	245066
666	POWER LINE CARRIER COMMUNICA	410710	65160
667	METERING EQUIPMENTS-GPM UNIT	410711	4451640
668	METERING EQUIPMENTS-GPM UNIT	410711	938826
669	METERING EQUIPMENTS-GPM UNIT	410711	938825
670	METERING EQUIPMENTS-GPM UNIT	410711	938824
671	AUXILIARY AND ANCILLARY SYSTEM	410712	1150978
672	AUXILIARY AND ANCILLARY SYSTEM	410712	419632
673	AUXILIARY AND ANCILLARY SYSTEM	410712	419630
674	AUXILIARY AND ANCILLARY SYSTEM	410712	419631
675	MISC. POWER PLANT EQUIPMENT U	410713	4066788
676	MISC. POWER PLANT EQUIPMENT U	410713	1737262
677	MISC. POWER PLANT EQUIPMENT U	410713	1737267
678	MISC. POWER PLANT EQUIPMENT U	410713	1737268
679	CANOPY MICROWAVE RADIO LINK V	411806	28335
680	CANOPY MICROWAVE RADIO LINK V	411806	28335
681	CANOPY MICROWAVE RADIO LINK V	411806	28335
682	CANOPY MICROWAVE RADIO LINK V	411806	28335
683	CANOPY MICROWAVE RADIO LINK V	411806	28335
684	CANOPY MICROWAVE RADIO LINK V	411806	28335
685	CANOPY MICROWAVE RADIO LINK V	411806	28335
686	CANOPY MICROWAVE RADIO LINK V	411806	28335
687	SWITCH & ACC	411806	6373
688	VSAT BASED ON DOMA	411806	120964
689	SERVER HP(COMPAQ)	411806	16824
690	SERVER MAKE :HP MODEL ML350EG	411806	364740
691	SERVER MAKE :HP MODEL ML350EG	411806	364740
692	SERVER IBM INTEL XECON	411806	46072
693	8 PORT FXO/ FXS VOIP MODEM	411806	12385
694	8 PORT FXO/ FXS VOIP MODEM	411806	12385
695	8 PORT FXO/ FXS VOIP MODEM	411806	12385
696	8 PORT FXO/ FXS VOIP MODEM	411806	12385



276
 (विनि)
 (F)

697	8 PORT FXO/ FXS VOIP MODEM	411806	13808
698	WIFI ROUTER, LINKSYS MAKE	411806	25080
699	WIFI ROUTER, LINKSYS MAKE 1	411806	25080
700	ROCK PRESIDENT MAKE	411806	2
701	LAN PERIPHERALS	411806	54808
702	LAN EXTENDER	411806	7157
703	WIRELESS N ACCESS POINT MAKE I	411806	5700
704	INMERSAT TELEPHONESET	411806	18323
705	DATA ROUTER MATRIX GSM	411806	1
706	INSTALLATION CHARGES OF VSAT S	411806	1
707	BOAT	411603	55647
708	SERVER MAKE: HP MODEL: ML350E	411806	472500
	Total		369442437

1.2 Addition on account of others (Transfer In from Subsidiary companies)

Sl. No.	Particular of assets	Head of account	Gross block (Rs.) (Not Relevant)	Net Block Addition (Rs.)	Name of Subsidiary Company	Advice number
	Total			0		

1.3 Addition on account of inter unit transfers

Sl. No.	Particular of assets	Head of account	Gross block of Assets (Rs.)	Detail of the Unit / Company from where Assets Received (Transferred In)		Advice number
				Name of Unit / Company	Code of Unit / Company e.g. 100, 101	
1	GODREJ COMPUTER CHAIR PCH 7002	411701	6006	REW-Chhatishgarh	513	
2	REGENCY PCH 7002D	411701	7354	REW-Chhatishgarh	513	
3	REGENCY PCH 7002D	411701	7459	REW-Chhatishgarh	513	
4	GODREJ PCH 7002D REVOLVING CH	411701	11123	REW-Chhatishgarh	513	
5	GODREJ PCH 7002D REVOLVING CH	411701	11123	REW-Chhatishgarh	513	
6	GODREJ PCH 7002D REVOLVING CH	411701	11124	REW-Chhatishgarh	513	
7	GODREJ COMPUTER TABLE C-3D	411701	7809	REW-Chhatishgarh	513	
8	GODREJ COMPUTER TABLE C-3D	411701	7809	REW-Chhatishgarh	513	
9	GODREJ COMPUTER TABLE C-3D	411701	7807	REW-Chhatishgarh	513	
10	GODREJ COMPUTER TABLE C-2	411701	5254	REW-Chhatishgarh	513	
11	GODREJ COMPUTER TABLE C-2	411701	6670	REW-Chhatishgarh	513	
12	GODREJ COMPUTER TABLE C-2	411701	5254	REW-Chhatishgarh	513	
13	GODREJ COMPANION TABLE C-3D	411701	7809	REW-Chhatishgarh	513	
14	GODREJ COMPANION TABLE C-3D	411701	7809	REW-Chhatishgarh	513	
15	GODREJ COMPANION TABLE C-3D	411701	7805	REW-Chhatishgarh	513	
16	REVOLVING CHAIR PCH -7002	411701	9841	REW-Chhatishgarh	513	
17	GODREJ CHAIR 7002	411701	6466	REW-Chhatishgarh	513	
18	GODREJ CHAIR 7002	411701	6466	REW-Chhatishgarh	513	
19	GODREJ CHAIR MODEL 5002T(E2)	411701	5558	REW-Chhatishgarh	513	
20	GODREJ CHAIR MODEL 5002T(E2)	411701	5558	REW-Chhatishgarh	513	
21	GODREJ CHAIR MODEL 5002T(E2)	411701	5558	REW-Chhatishgarh	513	
22	GODREJ CHAIR MODEL 5002T(E2)	411701	5558	REW-Chhatishgarh	513	
23	GODREJ CHAIR MODEL 5002T(E2)	411701	5558	REW-Chhatishgarh	513	
24	GODREJ CHAIR MODEL 5002T(E2)	411701	5558	REW-Chhatishgarh	513	
25	GODREJ CHAIR MODEL 5002T(E2)	411701	5558	REW-Chhatishgarh	513	
26	GODREJ COMPUTER CHAIR PCH 5002	411701	5558	REW-Chhatishgarh	513	
27	TABLE T-104	411701	13871	REW-Chhatishgarh	513	
28	GODREJ TABLE MODEL T-8	411701	6868	REW-Chhatishgarh	513	
29	GODREJ TABLE MODEL T-8	411701	6868	REW-Chhatishgarh	513	
30	GODREJ TABLE MODEL T-8	411701	6868	REW-Chhatishgarh	513	
31	GODREJ TABLE MODEL T-8	411701	6864	REW-Chhatishgarh	513	
32	GODREJ TABLE MODEL T-8	411701	6786	REW-Chhatishgarh	513	
33	GODREJ TABLE MODEL T-8	411701	5295	REW-Chhatishgarh	513	
34	GODREJ TABLE MODEL T-8	411701	6052	REW-Chhatishgarh	513	
35	GODREJ TABLE MODEL T-9	411701	10840	REW-Chhatishgarh	513	
36	GODREJ TABLE MODEL T-9	411701	10840	REW-Chhatishgarh	513	
37	GODREJ TABLE MODEL T-9	411701	10843	REW-Chhatishgarh	513	
38	GODREJ TABLE MODEL T-9	411701	10843	REW-Chhatishgarh	513	
39	GODREJ TABLE MODEL T-9	411701	10843	REW-Chhatishgarh	513	
40	GODREJ TABLE MODEL T-9	411701	10840	REW-Chhatishgarh	513	
41	GODREJ TABLE MODEL T-9	411701	6589	REW-Chhatishgarh	513	
42	GODREJ TABLE MODEL T-9	411701	6878	REW-Chhatishgarh	513	
43	GODREJ TABLE MODEL T-9	411701	7141	REW-Chhatishgarh	513	

277

प्रति-चक्र (वित्त)
Manager (F)



44	GODREJ TABLE MODEL T-9	411701	6661	REW-Chhatishgarh	513	
45	GODREJ TABLE MODEL T-9	411701	7269	REW-Chhatishgarh	513	
46	GODREJ TABLE MODEL T-107	411701	14412	REW-Chhatishgarh	513	
47	REVOLVING CHAIT PCH 7002	411701	9841	REW-Chhatishgarh	513	
48	REVOLVING CHAIT PCH 7002	411701	9841	REW-Chhatishgarh	513	
49	REVOLVING CHAIT PCH 7002	411701	9841	REW-Chhatishgarh	513	
50	REVOLVING CHAIT PCH 7002	411701	9841	REW-Chhatishgarh	513	
51	GODREJ TABLE T-9	411701	9561	REW-Chhatishgarh	513	
52	SOFA SET & CENTRE TABLE	411701	29654	REW-Chhatishgarh	513	
53	GODREJ 22,POP SAFE CHEST	411701	19283	REW-Chhatishgarh	513	
54	CASH CHEST	411701	16000	REW-Chhatishgarh	513	
55	DINNING TABLE	411707	5240	REW-Chhatishgarh	513	
56	WOODEN BED DOUBLE WITH BOX	411707	16000	REW-Chhatishgarh	513	
57	WOODEN BED SINGLE	411707	5800	REW-Chhatishgarh	513	
58	WOODEN BED SINGLE	411707	5800	REW-Chhatishgarh	513	
59	WOODEN BED SINGLE	411707	5800	REW-Chhatishgarh	513	
60	DELL INSPIRON 580S DESKTOP	411801	36696	REW-Chhatishgarh	513	
61	DELL DESKTOP (INTEL CORE 2 DUO	411801	42700	REW-Chhatishgarh	513	
62	DELL DESKTOP (INTEL CORE 2 DUO	411801	42700	REW-Chhatishgarh	513	
63	DELL DESKTOP (INTEL CORE 2 DUO	411801	42700	REW-Chhatishgarh	513	
64	DELL DESKTOP (INTEL CORE 2 DUO	411801	31400	REW-Chhatishgarh	513	
65	HCL DESKTOP (INFINITY PRO BL 129	411801	34426	REW-Chhatishgarh	513	
66	HCL DESKTOP (INFINITY PRO BL 129	411801	34426	REW-Chhatishgarh	513	
67	HCL DESKTOP (INFINITY PRO BL 129	411801	34426	REW-Chhatishgarh	513	
68	HCL DESKTOP (INFINITY PRO BL 129	411801	34426	REW-Chhatishgarh	513	
69	HCL DESKTOP (INFINITY PRO BL 129	411801	34426	REW-Chhatishgarh	513	
70	HCL DESKTOP (INFINITY PRO BL 129	411801	34426	REW-Chhatishgarh	513	
71	HCL DESKTOP (INFINITY PRO BL 129	411801	34426	REW-Chhatishgarh	513	
72	HCL DESKTOP (INFINITY PRO BL 129	411801	34425	REW-Chhatishgarh	513	
73	HCL DESKTOP (INFINITY PRO BL 129	411801	34425	REW-Chhatishgarh	513	
74	HCL DESKTOP (INFINITY PRO BL 129	411801	34425	REW-Chhatishgarh	513	
75	COMPAQ PRESARIO LAPTOP	411801	85500	REW-Chhatishgarh	513	
76	HP DESKTOP COMPUTER MODEL 6	411801	29150	REW-Chhatishgarh	513	
77	LG FLATRON MONITOR	411801	8600	REW-Chhatishgarh	513	
78	HP LASER PRINTER 1020 PLUS	411803	7500	REW-Chhatishgarh	513	
79	HP LASER PRINTER 1020 PLUS	411803	6450	REW-Chhatishgarh	513	
80	HP LASER JET P1008 PLUS	411803	8000	REW-Chhatishgarh	513	
81	HP LASER JET P1008 PLUS	411803	8000	REW-Chhatishgarh	513	
82	HP LASER JET PRINTER MODEL 102	411803	9500	REW-Chhatishgarh	513	
83	HP PRINTER LASER JET 1215CP	411803	18400	REW-Chhatishgarh	513	
84	FAX MACHINE MODEL J3608	411902	5500	REW-Chhatishgarh	513	
85	FULL HD 1080P IVDEO CONFERENCI	411903	366691	Corporate Office	100	
86	LG SPLIT AIR CONDOTIONER	412008	30200	REW-Chhatishgarh	513	
87	LG WINDOW AIR CONDOTIONER	412008	16300	REW-Chhatishgarh	513	
88	LG WINDOW AIR CONDOTIONER	412008	26000	REW-Chhatishgarh	513	
89	VOLTAS SPLIT AIR CONDITIONER	412008	31200	REW-Chhatishgarh	513	
90	MICROTEK 1500 INVERTER	412020	9000	REW-Chhatishgarh	513	
91	MICROTEK 1500 INVERTER	412020	9000	REW-Chhatishgarh	513	
92	EXIDE BATTERY IT 500	412020	14500	REW-Chhatishgarh	513	
93	EXIDE BATTERY IT 500	412020	14500	REW-Chhatishgarh	513	
94	EXIDE BATTERY IT 500	412020	14500	REW-Chhatishgarh	513	
95	EXIDE BATTERY IT 500	412020	14500	REW-Chhatishgarh	513	
96	LCD TV 26 SONY KLV 26T400A	412501	25750	REW-Chhatishgarh	513	
97	TV SAMSUNG	412501	19250	REW-Chhatishgarh	513	
98	SAMSUNG 21 FLAT 21M40SM	412501	7100	REW-Chhatishgarh	513	
99	SAMSUNG 21 FLAT 21M40SM	412501	7100	REW-Chhatishgarh	513	
100	SAMSUNG 21 FLAT 21M40SM	412501	7100	REW-Chhatishgarh	513	
101	ESSMA MADE 5KV MEGGAR	412503	6000	REW-Chhatishgarh	513	
102	LG REFIGRATOR MODEL 244GP	412505	11000	REW-Chhatishgarh	513	
103	LG REFIGRATOR MODEL 244GP	412505	11000	REW-Chhatishgarh	513	
104	LG REFIGRATOR MODEL 215 LTR	412505	18000	REW-Chhatishgarh	513	
105	GODREJ CHAIR CH-4	412801	1509	REW-Chhatishgarh	513	
106	GODREJ CHAIR CH-4	412801	1509	REW-Chhatishgarh	513	
107	GODREJ CHAIR CH-4	412801	1509	REW-Chhatishgarh	513	
108	GODREJ CHAIR CH-4	412801	1509	REW-Chhatishgarh	513	
109	GODREJ CHAIR CH-4	412801	1508	REW-Chhatishgarh	513	
110	GODREJ CHAIR CH-4	412801	1338	REW-Chhatishgarh	513	
111	GODREJ CHAIR CH-4	412801	1338	REW-Chhatishgarh	513	
112	GODREJ CHAIR CH-4	412801	1338	REW-Chhatishgarh	513	
113	GODREJ CHAIR CH-4	412801	1337	REW-Chhatishgarh	513	
114	GODREJ CHAIR CH-4	412801	1337	REW-Chhatishgarh	513	
115	GODREJ CHAIR CH-4	412801	1337	REW-Chhatishgarh	513	
116	GODREJ CHAIR CH-6	412801	1590	REW-Chhatishgarh	513	
117	GODREJ CHAIR CH-6	412801	1590	REW-Chhatishgarh	513	



278

Manager (F)



			0		
	Total		0		

2.3 Deductions on account of Inter-unit Transfer

Sl. No.	Particular of assets	Head of account	Gross block Deduction (Rs.)	Detail of the Unit / Company to which Assets Sent (Transferred Out)		Advice number
				Name of Unit / Company	Code of Unit / Company	
			0			
	Total		0			

3. Addition / Deduction of Fixed assets on account of Adjustments (FERV, Reclassification, Capitalization Adjustments, Change in Head of Account)

Sl. No.	Particular of assets	Head of account	Gross block Adjusted (Rs.) (+) for Addition, (-) for Deduction)
1	CONTAINING HYDRO ELECTRIC GENERATORS	410301	-43753228
2	CONTAIN. TRANS. PLANT & EQUIPMENT	410303	-1610239
3	DAMS AND BARRAGES	410601	-150438438
4	POWER CHANNELS	410602	-8170134
5	POWER TUNNELS AND PIPELINES	410604	-17173
6	PENSTOCKS	410605	-4599799
7	TAILRACE CHANNELS	410606	-10780410
8	MECHANICAL WORKS-DAMS AND BARRAGES	410608	-12907070
9	MECHANICAL WORKS-TUNNELS AND PIPELINES	410610	-3155528
10	MECHANICAL WORKS-TAIL RACE INCLUDING DAMS	410611	-1608398
11	MAIN GENERATING EQUIPMENT	410701	-47524883
12	GENERATOR STEP UP TRANSFORMER	410702	-4168814
13	OTHER POWER PLANT TRANSFORMER	410703	-864110
14	COOLING WATER SYSTEMS	410704	-889882
15	EHV SWITCHGEAR SYSTEMS	410705	-9551538
16	DC SYSTEMS/BATTERY SYSTEMS	410707	-345889
17	POWER AND CONTROL CABLES	410708	-2021664
18	CONDITIONING AND VENTILATION SYSTEMS	410709	-707071
19	TELEPHONE LINE CARRIER COMMUNICATION SYSTEMS	410710	-192519
20	CONTROL, METERING AND PROTECTION SYSTEMS	410711	-3512816
21	AUXILIARY AND ANCILLARY SYSTEMS	410712	-731347
22	WELLS AND MISCELLANEOUS POWER PLANT EQUIPMENT	410713	-2329523
23	Construction of new water tank at store complex (sector-a) for water supply at colonies	411201	-16316
24	Server HP(Compaq)	411801	-16824
25	SERVER MAKE: HP MODEL: ML350E	411801	-364740
26	SERVER MAKE: HP MODEL: ML350E	411801	-364740
27	HDD EXTERNAL 500GB IOMEGA	411801	-1
28	WINDOWS SERVER STD 2012 SNGL	411801	-320999
29	SERVER IBM INTEL XECON (MODEL: XECON)	411804	-46072
30	2TB EXTERNAL HDD	411804	-7800
31	2TB EXTERNAL HDD	411804	-7800
32	2TB EXTERNAL HDD	411804	-7800
33	2TB EXTERNAL HDD	411804	-7800
34	2TB EXTERNAL HDD	411804	-7800
35	1 TB BACKUP PLUS 2.5" EXTERNAL HARD DISK	411804	-5933
36	1 TB BACKUP PLUS 2.5" EXTERNAL HARD DISK	411804	-5618
37	EXTERNAL HARD DISK 1TB, SUPPORTED BY SUPPLY	411804	-5200
38	1 TB BACKUP PLUS 2.5" EXTERNAL HARD DISK	411804	-5275
39	1 TB BACKUP PLUS 2.5" EXTERNAL HARD DISK	411804	-5275
40	1 TB BACKUP PLUS 2.5" EXTERNAL HARD DISK	411804	-5275
41	1 TB BACKUP PLUS 2.5" EXTERNAL HARD DISK	411804	-5275
42	1 TB BACKUP PLUS 2.5" EXTERNAL HARD DISK	411804	-5275
43	1 TB BACKUP PLUS 2.5" EXTERNAL HARD DISK	411804	-5275
44	1 TB BACKUP PLUS 2.5" EXTERNAL HARD DISK	411804	-5275
45	1 TB BACKUP PLUS 2.5" EXTERNAL HARD DISK	411804	-5275
46	1 TB BACKUP PLUS 2.5" EXTERNAL HARD DISK	411804	-5275
47	1 TB BACKUP PLUS 2.5" EXTERNAL HARD DISK	411804	-5275
48	1 TB BACKUP PLUS 2.5" EXTERNAL HARD DISK	411804	-5275
49	8 PORT FXO / FXS VOIP MODEM	411804	-12385
50	8 PORT FXO / FXS VOIP MODEM	411804	-12385
51	8 PORT FXO / FXS VOIP MODEM	411804	-12385
52	8 PORT FXO / FXS VOIP MODEM	411804	-12385
53	8 PORT FXO / FXS VOIP MODEM	411804	-13808



280
 प्रबंधक (वित्त)
 (15)

54	WIFI ROUTER, LINKSYS MAKE MODE	411804	-25080
55	WIFI ROUTER, LINKSYS MAKE MODE	411804	-25080
56	Switch & Acc.	411804	-6373
57	Windows O3 Surface 5 user	411804	-1
58	Rock President Make	411804	-1
59	LAN PERIFERALS AS GIVEN BELOW	411804	-54808
60	LAN EXTENDER	411804	-7157
61	USB 3G DATA CARD	411804	-1943
62	WIRELESS N ACCESS POINT, MAKE	411804	-5700
63	CANOPY, MICROWAVE RADIO LINK,	411805	-28335
64	CANOPY, MICROWAVE RADIO LINK,	411805	-28335
65	CANOPY, MICROWAVE RADIO LINK,	411805	-28335
66	CANOPY, MICROWAVE RADIO LINK,	411805	-28335
67	CANOPY, MICROWAVE RADIO LINK,	411805	-28335
68	CANOPY, MICROWAVE RADIO LINK,	411805	-28335
69	CANOPY, MICROWAVE RADIO LINK,	411805	-28335
70	CANOPY, MICROWAVE RADIO LINK,	411805	-28335
71	INMARSAT Telephone Set Assembly, A	411805	-18323
72	VSAT based on doma technology to sup	411805	-120964
73	INSTALLATION CHARGES OF VSAT S	411805	-1
74	DATA ROUTER MATRIX GSM FCT	411805	-1
75	Providing & Laying soiling and PCC from RD 0.00 to RD 123.00 m at Store area, Sector-A	410201	-193172
76	RENOVATION OF COLONY ROADS BY METALLING AND PROVIDING PREMIX CARPETING AT SEC-A, TLD III PS	410201	-80090
77	EXTENSION OF QUALITY CONTRAOL OFFICE AT STORE COMPLEX, SECTOR-A, TLD III PS	410304	-14369
	Total		-311967032



Handwritten signature or initials.



Annexure to Note 10.1 & 10.2 as at 31.03.2015

1.1 Addition of Fixed assets on account of Others (New Purchases & CWIP Capitalized)

Sl. No.	Particular of assets	Head of account	Gross block Adjusted (Rs.)
1	COMPENSATION PAYMENT TO EFFECTED FAMILIES AT TLD III PS	410121	9343721
2	RENOVATION OF COLONY ROADS BY METALLING AND PROVIDING PREMIX CARPERING AT SECTOR-F, TLD III PS	410201	1915520
3	RENOVATION OF COLONY ROADS BY METALLING AND PROVIDING PREMIX CARPETING AT SEC-A, TLD III PS	410201	3613096
4	Providing & Laying soiling and PCC from RD 0.00 to RD 123.00 m at Store area, Sector-A	410201	1164206
5	Erection of 160 feet span DDR-Extra Wide of 30 R loading capacity Bailey Bridge over Railey Khola T-3	410203	2001948
6	INTERNAL ELECTRIFICATION WORK OF DINNING HALL FOR CISF	410304	40634
7	Providing Security and small store room near gate of Sector-A, TLD III PS	410304	188642
8	EXTENSION OF QUALITY CONTRAOL OFFICE AT STORE COMPLEX, SECTOR-A, TLD III PS	410304	670100
9	Internal Electrification of 10 nos of temporary type room shed at 27th Mile of TLD III PS	410326	182148
10	CONST. OF TEMP. ACCOMODATION FOR SOS AT CISF BARRACK	410326	1396918
11	INTERNAL ELECTRIFICATION OF SO ROOMS FOR CISF (TEMP)	410326	169931
12	HYDROULIC	410601	300275
13	PICK AND CARRY CRANE 10 MT, MAKE OMEGA, MODEL: PC 11000	411109	1044802
14	75 HP MULTISTAGE HORIZONTAL CETRIFUGAL PUMP, KSB & WKS 50/11	411112	720000
15	CENTRIFUGAL PUMP .5 HP	411112	67454
16	CENTRIFUGAL PUMP .5 HP	411112	67454
17	CENTRIFUGAL PUMP .5 HP	411112	67454
18	MONOBLOCK PUMP SET 3-PHASE 415 VOLTS 3 HP	411112	23100
19	MONOBLOCK PUMP SET 3-PHASE 415 VOLTS 3 HP	411112	23100
20	SINGLE PHASE MOTOR WITH PUMP 2HP(MONO BLOCK)	411112	15698
21	SINGLE PHASE MOTOR WITH PUMP 2HP(MONO BLOCK)	411112	15698
22	SINGLE PHASE MOTOR WITH PUMP 2HP(MONO BLOCK)	411112	10757
23	SINGLE PHASE MOTOR WITH PUMP 2HP(MONO BLOCK)	411112	10757
24	SINGLE PHASE MOTOR WITH PUMP 2HP(MONO BLOCK)	411112	10757
25	1 HP SELF PRIMING MONOBLOC PUMP SET, SINGLE PHASE	411112	9298
26	1 HP SELF PRIMING MONOBLOC PUMP SET, SINGLE PHASE	411112	9298
27	1 HP SELF PRIMING MONOBLOC PUMP SET, SINGLE PHASE	411112	9298
28	MONOBLOCK PUMP SET 3-PHASE 415 VOLTS 3 HP	411112	18990
29	MONOBLOCK PUMP SET 3-PHASE 415 VOLTS 3 HP	411112	18990
30	MONOBLOCK PUMP SET 3-PHASE 415 VOLTS 3 HP	411112	18990
31	MONOBLOCK PUMP SET 3-PHASE 415 VOLTS 3 HP	411112	18990
32	1.5 HP/1.1 KW MONOBLOCK PUMP ALONG WITH ACCESSORIES	411112	13965
33	KSB MAKE SUBMERSIBLE PUMP MODEL KRTE-150-401/ 504-384, 65 HP WITH SUITABLE CONTROL PANEL	411112	826875



282
 प्रबंधक (वित्त)
 Manager (F)

34	KSB MAKE SUBMERSIBLE PUMP MODEL KRTE-150-401/ 504-384, 65 HP WITH SUITABLE CONTROL PANEL	411112	826875
35	SUBMERSIBLE PUMP, 1.5 HP	411112	17483
36	SUBMERSIBLE PUMP, 1.5 HP	411112	17483
37	SUBMERSIBLE PUMP 90 KW- KSB&KRTK150-401/954UNG1-K	411112	1567440
38	NON-CLOG SUBMERSIBLE PUMP- MOTOR SET, MAKE: KSB, MODEL: KRT K 200-401/654UG1-P	411112	899500
39	NON-CLOG SUBMERSIBLE PUMP- MOTOR SET, MAKE: KSB, MODEL: KRT K 200-401/654UG1-P	411112	899500
40	SUBMERSIBLE PUMP 3 HP MODY- M204T	411112	58590
41	SUBMERSIBLE PUMP 3 HP MODY- M204T	411112	58590
42	SUBMERSIBLE PUMP 3 HP MODY- M204T	411112	58590
43	SUBMERSIBLE PUMP 3 HP MODY- M204T	411112	58590
44	CONTROL PANEL FOR PUMP MODEL M204T, 3HP,3-PHASE AC, WALL MOUNTING TYPE	411112	16380
45	CONTROL PANEL FOR PUMP MODEL M204T, 3HP,3-PHASE AC, WALL MOUNTING TYPE	411112	16380
46	CONTROL PANEL FOR PUMP MODEL M204T, 3HP,3-PHASE AC, WALL MOUNTING TYPE	411112	16380
47	CONTROL PANEL FOR PUMP MODEL M204T, 3HP,3-PHASE AC, WALL MOUNTING TYPE	411112	16380
48	SUBMERSIBLE PUMP SET 01 HP SINGLE PHASE, 220 VOLT	411112	14070
49	ARC WELDING MACHINE, RECTIFIER TYPE, I/P: 415V AC 3 PHASE 50 HZ, O/P CURRENT 10- 400A DC,AIR COOLED	411114	61950
50	ARC WELDING MACHINE, RECTIFIER TYPE, I/P: 415V AC 3 PHASE 50 HZ, O/P CURRENT 10- 400A DC,AIR COOLED	411114	61950
51	ARGON WELDING SET 200A,WITH 3 MTR. INPUT CABLE & 3 MTR.OUTPUT CABLE WITH	411114	31500
52	TAPER DRILL MACHINE 31 MM	411116	21000
53	PORTABLE DRILL MACHINE 2 TO 20 MM BOSCH/KPT/HILTI	411116	9450
54	PORTABLE DRILL MACHINE 2 TO 20 MM BOSCH/KPT/HILTI	411116	9450
55	HEAVY DUTY DRILL MACHINE 31MM KPT /KW -10	411116	33023
56	ALUMINIUM LADDER 5 FEET	411130	6183
57	ALUMINIUM LADDER 5 FEET	411130	6183
58	ALUMINIUM DOUBLE STEP- FOLDABLE S.S LADDER HT 8 FEET	411130	8588
59	ALUMINIUM DOUBLE STEP- FOLDABLE S.S LADDER HT 8 FEET	411130	8588
60	ALLUMINIUM LADDER SELF SUPPORTING TYPE CLOSED 21 FEET,OPENED 37 FEET	411130	156865
61	CHAIN PULLEY BLOCK, CAP-10 TON, LIFT-6MTR. HEAVY DUTY	411130	27506
62	CHAIN PULLEY BLOCK, CAP-10 TON, LIFT-6MTR. HEAVY DUTY	411130	27506
63	CHAIN PULLEY BLOCK, CAP-10 TON, LIFT-6MTR. HEAVY DUTY	411130	27506
64	CHAIN PULLEY BLOCK, CAP-10 TON, LIFT-6MTR. HEAVY DUTY	411130	27506
65	4 SHEVE WIRE ROPE PULLEY 5 TON	411130	5357
66	4 SHEVE WIRE ROPE PULLEY 5 TON	411130	5357
67	CHAIN PULLEY BLOCK 3 TON CAPACITY 8 M LIFT	411130	27563
68	CHAIN PULLEY BLOCK 3 TON CAPACITY 8 M LIFT	411130	27563
69	ELECTRICALLY OPERATED 2 TON WINCH REVERSIBLE COMPLETE WITH MOTOR(5HP),	411130	372750



283
 प्रबंधक (वित्त)
 Manager (F)

70	ELECTRICALLY OPERATED 5 TON WINCH REVERSIBLE COMPLETE WITH MOTOR(10/15HP),	411130	514276
71	FLOOR MOUNTED CRAB WINCH CAPACITY - 1 TON	411130	34125
72	FLOOR MOUNTED CRAB WINCH CAPACITY - 1 TON	411130	34125
73	HYDRAULIC NUT SPLITTER(CAPACITY-15 TON), MAKE-POER TEAM ; MODEL HNS150A	411130	650552
74	SPRING RETURN HYDRAULIC CYLINDER,CAPACITY-100TON,STROKE-160MM(MIN.) WITH HAND PUMP & MALE	411130	151104
75	SPRING RETURN HYDRAULIC CYLINDER,CAPACITY-100TON,STROKE-160MM(MIN.) WITH HAND PUMP & MALE	411130	151104
76	HYDRAULIC TORQUE WRENCH 1000-12000 NM , 1.5 INCH SQUARE DRIVE	411130	111680
77	Construction of new water tank at store complex (sector-a) for water supply at colonies	411201	1233335
78	Providing GI Pipe Line (65MM) from Stote Complex, Sector-A to Sector-F through Sec-C for Water Supply	411201	3210197
79	PROVIDING & FITTING PIPELINE & PVC WATER STORAGE TANK FOR SILT LAB.	411201	58185
80	CONFERENCE CHAIR MODEL : GALLOP	411701	9456
81	CONFERENCE CHAIR MODEL : GALLOP	411701	9456
82	CONFERENCE CHAIR MODEL : GALLOP	411701	9456
83	CONFERENCE CHAIR MODEL : GALLOP	411701	9456
84	CONFERENCE CHAIR MODEL : GALLOP	411701	9456
85	CONFERENCE CHAIR MODEL : GALLOP	411701	9456
86	CONFERENCE CHAIR MODEL : GALLOP	411701	9456
87	CONFERENCE CHAIR MODEL : GALLOP	411701	9456
88	CONFERENCE CHAIR MODEL : GALLOP	411701	9456
89	CONFERENCE CHAIR MODEL : GALLOP	411701	9456
90	CONFERENCE CHAIR MODEL : GALLOP	411701	9456
91	CONFERENCE CHAIR MODEL : GALLOP	411701	9456
92	CONFERENCE CHAIR MODEL : GALLOP	411701	9456
93	CONFERENCE CHAIR MODEL : GALLOP	411701	9456
94	CONFERENCE CHAIR MODEL : GALLOP	411701	9456
95	CONFERENCE CHAIR MODEL : GALLOP	411701	9456
96	CONFERENCE CHAIR MODEL : GALLOP	411701	9456
97	CONFERENCE CHAIR MODEL : GALLOP	411701	9456
98	CONFERENCE CHAIR MODEL : GALLOP	411701	9456
99	CONFERENCE CHAIR MODEL : GALLOP	411701	9456
100	GODREJ LOUNGE CHAIR PERCH SINGAL SEATER	411701	8627
101	GODREJ LOUNGE CHAIR PERCH SINGAL SEATER	411701	8627
102	GODREJ LOUNGE CHAIR PERCH SINGAL SEATER	411701	8627
103	GODREJ LOUNGE CHAIR PERCH SINGAL SEATER	411701	8627
104	GODREJ LOUNGE CHAIR PERCH SINGAL SEATER	411701	8627
105	GODREJ LOUNGE CHAIR PERCH SINGAL SEATER	411701	8627



284
 प्रबंधक (वित्त)
 Manager (F)

146	WOODEN ALMIRAH OF SIZE 16'3 (L)X 6'6(H)X32(W) MADE OF 19MM WATERPROOF BWR GRADE BOARD	411701	194650
147	19 MM WOODEN ALMIRAH OF SIZE(96 INCHX72 INCHX24 INCH) WATER PROOF BOARD.	411701	123546
148	COFFEE TABLE , BLOOM WALNUT, GODREJ	411701	15738
149	COFFEE TABLE , BLOOM WALNUT, GODREJ	411701	15738
150	COFFEE TABLE , BLOOM WALNUT, GODREJ	411701	15738
151	COFFEE TABLE , BLOOM WALNUT, GODREJ	411701	15738
152	COFFEE TABLE , BLOOM WALNUT, GODREJ	411701	9800
153	COFFEE TABLE , BLOOM WALNUT, GODREJ	411701	9800
154	COFFEE TABLE , BLOOM WALNUT, GODREJ	411701	9800
155	COFFEE TABLE , BLOOM WALNUT, GODREJ	411701	9800
156	CONFERENCE TABLE 18'X4', COMPLETE STRUCTURE MADE OF 18 MM ANTITERMITE TREATED WATER PROOF PLYBOARD	411701	109909
157	19 MM WOODEN SITTING BOX SIZE 180 X 20X 15 WITH LOCKER	411701	59025
158	19 MM WOODEN DUCT BOX SIZE 72X 36X 36	411701	36468
159	GODREJ SOFA SET (3+1+1) MILAN	411701	72510
160	GODREJ SOFA SET (3+1+1) MILAN	411701	72510
161	BOX TYPE COVER FOR WORKSTATION OF SIZE, 4960MM(L)X1628MM(W)X720MM(H) MADE OF 19MM BOARD	411701	40419
162	WOODEN CABINET 96X48X18 MADE OF 18MM PRELAMINATED BHUTAN BOARD, FIXED SHELVES & SLIDING DOORS	411701	28740
163	WOODEN CABINET 96X48X18 MADE OF 18MM PRELAMINATED BHUTAN BOARD, FIXED SHELVES & SLIDING DOORS	411701	28740
164	WOODEN CABINET 96X30X18 MADE OF 18MM PRELAMINATED BHUTAN BOARD, FIXED SHELVES & SLIDING DOORS	411701	26221
165	WOODEN CABINET 96X42X18 MADE OF 18MM PRELAMINATED BHUTAN BOARD, FIXED SHELVES & SLIDING DOORS	411701	27824
166	WOODEN CABINET 96X42X22 MADE OF 18MM PRELAMINATED BHUTAN BOARD, FIXED SHELVES & SLIDING DOORS	411701	30343
167	WOODEN CABINET 96X46X22 MADE OF 18MM PRELAMINATED BHUTAN BOARD, FIXED SHELVES & SLIDING DOORS	411701	31946
168	WOODEN CABINET 36X48X12 MADE OF 18MM PRELAMINATED BHUTAN BOARD, FIXED SHELVES & SLIDING DOORS	411701	9733
169	L TYPE BOX COVER WITH 2 SIDE OPEN SYSTEM 19MM PRELAMINATED WOOD SIZE(102 INCHX42 INCHX12 INCH)	411701	27366
170	IRON BOX FOR MULTIPURPOSE USE , SIZE 204X 66 X 48 WITH 16 GAUGE CRC SHEET HAVING TWO SHELVES .	411701	148392
171	IRON BOX FOR MULTIPURPOSE USE , SIZE 132X 66 X 48 WITH 16 GAUGE CRC SHEET HAVING TWO SHELVES .	411701	113584
172	THIEF PROOF RIFLE RACK - SINGLETIER, FOR ACCOMODATING 10 RIFLES WITH AMMUNITION BOX	411701	16116



286

Manager (IT)

173	THIEF PROOF RIFLE RACK - SINGLETIER, FOR ACCOMODATING 10 RIFLES WITH AMMUNITION BOX	411701	16116
174	THIEF PROOF RIFLE RACK - SINGLETIER, FOR ACCOMODATING 10 RIFLES WITH AMMUNITION BOX	411701	16116
175	TWO TIER RIFLE RACK (UPPER TIER/LOWER TIER) WITH AMMUNITION BOX TYPE AB (CAPACITY 10 RIFLES ONE EACH TIER)	411701	23868
176	GODREJ MAKE STEEL RACK (2510 MM X 2000 MM X 800 MM) 5 SHELF	411701	34608
177	GODREJ MAKE STEEL RACK (2510 MM X 2000 MM X 800 MM) 5 SHELF	411701	34608
178	GODREJ MAKE STEEL RACK (2510 MM X 2000 MM X 800 MM) 5 SHELF	411701	34608
179	GODREJ MAKE STEEL RACK (2510 MM X 2000 MM X 800 MM) 5 SHELF	411701	34608
180	GODREJ MAKE STEEL RACK (2510 MM X 2000 MM X 800 MM) 5 SHELF	411701	34608
181	GODREJ MAKE STEEL RACK (2510 MM X 2000 MM X 800 MM) 5 SHELF	411701	34608
182	GODREJ MAKE STEEL RACK (2510 MM X 2000 MM X 800 MM) 5 SHELF	411701	34608
183	GODREJ MAKE STEEL RACK (2510 MM X 2000 MM X 800 MM) 5 SHELF	411701	34608
184	GODREJ MAKE STEEL RACK (2510 MM X 2000 MM X 800 MM) 5 SHELF	411701	34608
185	GODREJ MAKE STEEL RACK (2510 MM X 2000 MM X 800 MM) 5 SHELF	411701	34608
186	GODREJ PALLET RACKING SYSTEM	411701	288181
187	1 TIER LONGSPAN SYSTEM, 2710 MM X 1000 MM X 1300 MM	411701	974984
188	MULTIFLEX SYSTEM, 915 MM X 458 MM X 495 MM	411701	184831
189	TUBULAR PALLETS(1200 X 1200X 155MM)	411701	271390
190	SERVER MAKE: HP MODEL: ML350EG8	411801	364740
191	SERVER MAKE: HP MODEL: ML350EG8	411801	364740
192	HP DESKTOP PROCESSOR INTEL CORE I5-3470 3RD GEN PROCESSOR 3.2 GHZ RAM 4GB HDD-500GB, WINDOW-8	411801	56950
193	HP DESKTOP PROCESSOR INTEL CORE I5-3470 3RD GEN PROCESSOR 3.2 GHZ RAM 4GB HDD-500GB, WINDOW-8	411801	56950
194	ALL IN ONE PC, HP ENVY TOUCHSMART	411801	91665
195	HP PRO 3330 MT BUSINESS DESKTOP	411801	52920
196	HP PRO 3330 MT BUSINESS DESKTOP	411801	52920
197	HP PRO 3330 MT BUSINESS DESKTOP	411801	52920
198	HP PRO 3330 MT BUSINESS DESKTOP	411801	52920
199	HP PRO 3330 MT BUSINESS DESKTOP	411801	52920
200	HP PRO 3330 MT BUSINESS DESKTOP	411801	52920
201	HP PRO 3330 MT BUSINESS DESKTOP	411801	52920
202	HP PRO 3330 MT BUSINESS DESKTOP	411801	52920
203	HP PRO 3330 MT BUSINESS DESKTOP	411801	52920
204	HP 202G2 COMMERCIAL PC	411801	52500
205	HP 202G2 COMMERCIAL PC	411801	52500
206	HP 202G2 COMMERCIAL PC	411801	52500
207	HP 202G2 COMMERCIAL PC	411801	52500
208	HP 202G2 COMMERCIAL PC	411801	52500
209	DELL ALL-IN-ONE (3048/0041) PC: 4TH GEN INTEL I3, 4GB RAM, 1 TB HDD, WIN 8.1, 19.5 LED	411801	42750
210	DELL ALL-IN-ONE (3048/0041) PC: 4TH GEN INTEL I3, 4GB RAM, 1 TB HDD, WIN 8.1, 19.5 LED	411801	42750



287
 प्रबंधक (वित्त)
 Manager (F)

211	DELL ALL-IN-ONE (3048/0041) PC: 4TH GEN INTEL I3, 4GB RAM, 1 TB HDD, WIN 8.1, 19.5 LED	411801	42750
212	DELL ALL-IN-ONE (3048/0041) PC: 4TH GEN INTEL I3, 4GB RAM, 1 TB HDD, WIN 8.1, 19.5 LED	411801	42750
213	DELL ALL-IN-ONE (3048/0041) PC: 4TH GEN INTEL I3, 4GB RAM, 1 TB HDD, WIN 8.1, 19.5 LED	411801	42750
214	DELL ALL-IN-ONE (3048/0041) PC: 4TH GEN INTEL I3, 4GB RAM, 1 TB HDD, WIN 8.1, 19.5 LED	411801	42750
215	DELL ALL-IN-ONE (3048/0041) PC: 4TH GEN INTEL I3, 4GB RAM, 1 TB HDD, WIN 8.1, 19.5 LED	411801	42750
216	HP ELITE DESKTOP COMPUTER, ELITE DESK 800G1 TWR	411801	72188
217	HP ELITE DESKTOP COMPUTER, ELITE DESK 800G1 TWR	411801	72188
218	HP ELITE DESKTOP COMPUTER, ELITE DESK 800G1 TWR	411801	72188
219	TFT/LCD MONITOR-18.5INCH	411801	5725
220	TFT/LCD MONITOR-18.5INCH	411801	5725
221	TFT/LCD MONITOR-18.5INCH	411801	5725
222	TFT/LCD MONITOR-18.5INCH	411801	5725
223	TFT/LCD MONITOR-18.5INCH	411801	5725
224	TFT/LCD MONITOR-18.5INCH	411801	5725
225	TFT/LCD MONITOR-18.5INCH	411801	5725
226	TFT/LCD MONITOR-18.5INCH	411801	5725
227	TFT/LCD MONITOR-18.5INCH	411801	5725
228	TFT/LCD MONITOR-18.5INCH	411801	5725
229	TFT/LCD MONITOR-18.5INCH	411801	5725
230	TFT/LCD MONITOR-18.5INCH	411801	5725
231	TFT/LCD MONITOR-18.5INCH	411801	5725
232	TFT/LCD MONITOR-18.5INCH	411801	5725
233	TFT/LCD MONITOR-18.5INCH	411801	5725
234	TFT/LCD MONITOR-18.5INCH	411801	5725
235	WINSVRSTD 2012 SNGL OLP NL 2PROC	411801	51840
236	WINSVRSTD 2012 SNGL OLP NL 2PROC	411801	51840
237	WINDOWS SERVER STD 2012 SNGL OLP NL CAL (150 USER)	411801	320999
238	COMPUTER	411801	718909
239	HP OFFICEJET 7610 ALL IN ONE PRINTER	411803	23500
240	A3 SIZE COLOR INKJET PRINTER ALL-IN-ONE, HP OFFICEJET 7500A	411803	23950
241	A3 SIZE COLOR INKJET PRINTER ALL-IN-ONE, HP OFFICEJET 7500A	411803	23950
242	HP DESKJET INK ADVANTAGE 4515 E-ALL-IN-ONE PRINTER	411803	9817
243	HP DESKJET INK ADVANTAGE 4515 E-ALL-IN-ONE PRINTER	411803	9817
244	HP LASER JET PRINTER 1020+	411803	7088
245	HP LASERJET P3015DN (LAN COMPATIBLE)	411803	64600
246	HP LASERJET P3015DN (LAN COMPATIBLE)	411803	64600
247	HP LASERJET P3015DN (LAN COMPATIBLE)	411803	64600
248	HP LASER JET PRINTER 1020+	411803	7631
249	HP LASER JET PRINTER 1020+	411803	7631
250	HP LASER JET PRINTER 1020+	411803	7631
251	HP LASER JET PRINTER 1020+	411803	7631
252	HP LASER JET PRINTER 1020+	411803	7631
253	HP LASER JET PRINTER 1020+	411803	7631
254	HP LASER JET PRINTER 1020+	411803	7631
255	HP LASER JET PRINTER 1020+	411803	7631
256	HP LASER JET PRINTER 1020+	411803	7631
257	HP LASER JET PRINTER 1020+	411803	7631
258	STABLISER FOR AIR CONDITIONER, 4KVA, 230 VOLT	411804	5300
259	STABLISER FOR AIR CONDITIONER, 4KVA, 230 VOLT	411804	5300
260	STABLISER FOR AIR CONDITIONER, 4KVA, 230 VOLT	411804	5100
261	STABLISER FOR AIR CONDITIONER, 4KVA, 230 VOLT	411804	5100



262	1 KVA INVERTER	411804	31100
263	APC UPS 1100	411804	7550
264	APC UPS 1100	411804	7550
265	3 KVA ONLINE UPS, MICROTEK	411804	24465
266	3 KVA ONLINE UPS, MICROTEK	411804	24465
267	3 KVA ONLINE UPS, MICROTEK	411804	24465
268	1 KVA UPS, MICROTEK	411804	9923
269	1 KVA UPS, MICROTEK	411804	9923
270	1 KVA UPS, MICROTEK	411804	9923
271	ONLINE UPS (1 KVA), NUMERIC, MODEL : DIGITAL HP MAX 1000	411804	32813
272	ONLINE UPS (1 KVA), NUMERIC, MODEL : DIGITAL HP MAX 1000	411804	32813
273	ONLINE UPS (2 KVA), NUMERIC, MODEL : DIGITAL HP MAX 2000	411804	49219
274	IP BASED FIXED CAMERA, INFINOVA, MODEL : V6202- T 0220	411804	53204
275	IP BASED FIXED CAMERA, INFINOVA, MODEL : V6202- T 0220	411804	53204
276	IP BASED FIXED CAMERA, INFINOVA, MODEL : V6202- T 0220	411804	53204
277	IP BASED FIXED CAMERA, INFINOVA, MODEL : V6202- T 0220	411804	53204
278	IP BASED FIXED CAMERA, INFINOVA, MODEL : V6202- T 0220	411804	53204
279	IP BASED FIXED CAMERA, INFINOVA, MODEL : V6202- T 0220	411804	53204
280	IP BASED FIXED CAMERA, INFINOVA, MODEL : V6202- T 0220	411804	53204
281	IP BASED FIXED CAMERA, INFINOVA, MODEL : V6202- T 0220	411804	53204
282	IP BASED FIXED CAMERA, INFINOVA, MODEL : V6202- T 0220	411804	53204
283	IP BASED FIXED CAMERA, INFINOVA, MODEL : V6202- T 0220	411804	53204
284	IP BASED FIXED CAMERA, INFINOVA, MODEL : V6202- T 0220	411804	53204
285	IP BASED FIXED CAMERA, INFINOVA, MODEL : V6202- T 0220	411804	53204
286	IP BASED PTZ CAMERA, INFINOVA, MODEL : V1700N- NE2 SERIES	411804	177552
287	1 TB BACKUP PLUS 2.5" EXTERNAL HDD (USB 3.0) (MAKE: SEAGATE)	411804	5275
288	1 TB BACKUP PLUS 2.5" EXTERNAL HDD (USB 3.0) (MAKE: SEAGATE)	411804	5275
289	1 TB BACKUP PLUS 2.5" EXTERNAL HDD (USB 3.0) (MAKE: SEAGATE)	411804	5275
290	1 TB BACKUP PLUS 2.5" EXTERNAL HDD (USB 3.0) (MAKE: SEAGATE)	411804	5275
291	1 TB BACKUP PLUS 2.5" EXTERNAL HDD (USB 3.0) (MAKE: SEAGATE)	411804	5275
292	1 TB BACKUP PLUS 2.5" EXTERNAL HDD (USB 3.0) (MAKE: SEAGATE)	411804	5275
293	1 TB BACKUP PLUS 2.5" EXTERNAL HDD (USB 3.0) (MAKE: SEAGATE)	411804	5275
294	1 TB BACKUP PLUS 2.5" EXTERNAL HDD (USB 3.0) (MAKE: SEAGATE)	411804	5275
295	1 TB BACKUP PLUS 2.5" EXTERNAL HDD (USB 3.0) (MAKE: SEAGATE)	411804	5275
296	1 TB BACKUP PLUS 2.5" EXTERNAL HDD (USB 3.0) (MAKE: SEAGATE)	411804	5275
297	1 TB BACKUP PLUS 2.5" EXTERNAL HDD (USB 3.0) (MAKE: SEAGATE)	411804	5275
298	1 TB BACKUP PLUS 2.5" EXTERNAL HDD (USB 3.0) (MAKE: SEAGATE)	411804	5275
299	SWITCH RACK 12U COMPLETE WITH ACCESSORIES	411804	9215
300	MANAGEABLE L2 SWITCH 24 PORT 10/100/1000 MBPS WITH 02 SFP PORTS, MAKE: MATGEAR	411804	29204
301	MANAGEABLE L2 SWITCH 24 PORT 10/100/1000 MBPS WITH 02 SFP PORTS, MAKE: MATGEAR	411804	29204
302	MANAGEABLE L2 SWITCH 24 PORT 10/100/1000 MBPS WITH 02 SFP PORTS, MAKE: MATGEAR	411804	29204
303	MANAGEABLE L2 SWITCH 24 PORT 10/100/1000 MBPS WITH 02 SFP PORTS, MAKE: MATGEAR	411804	29204
304	42U STANDING RACK, VALRACK	411804	61544
305	12U WALL MOUNTABLE NETWORK RACK, VALRACK	411804	10949



289
 प्रबंधक (वित्त)
 Manager (F)

306	12U WALL MOUNTABLE NETWORK RACK, VALRACK	411804	10949
307	DIGITAL IP EPABX SYSTEM MODEL ETERNITY GE12S MATRIX	411903	79380
308	DIGITAL IP EPABX SYSTEM MODEL ETERNITY GE12S MATRIX	411903	79380
309	DIGITAL IP EPABX SYSTEM MODEL ETERNITY GE12S MATRIX	411903	79380
310	LINE CARD FOR EPABX, 8 LINES	411903	7938
311	LINE CARD FOR EPABX, 8 LINES	411903	7938
312	LINE CARD FOR EPABX, 8 LINES	411903	7938
313	LINE CARD FOR EPABX, 8 LINES	411903	7938
314	LINE CARD FOR EPABX, 8 LINES	411903	7938
315	PHOTOCOPIER MACHINE, CANON & MODEL IR 2525	412003	129755
316	AIR CONDITIONER SPLIT TYP 1.5 TON	412008	42660
317	AIR CONDITIONER SPLIT TYP 1.5 TON	412008	42660
318	AIR CONDITIONER SPLIT TYP 1.5 TON	412008	37100
319	AIR CONDITIONER SPLIT TYP 1.5 TON	412008	37100
320	AIR CONDITIONER SPLIT TYP 1.5 TON	412008	35900
321	AIR CONDITIONER 1.0 TONNE, SPLIT TYPE, HOT & COOL WITH CORDLESS REMOTE	412008	31850
322	REFRIGERATOR (DOUBLE DOOR), 258 LTRS, LG Make, Model No. GLB 292 RMTL	412013	23400
323	SONY HI FI SYSTEM, SONY MHC-GZX33D	412014	25490
324	STUDIO MASTER DUL, BR-48 AHUJA	412014	9011
325	STUDIO MASTER DUL, BR-48 AHUJA	412014	9011
326	SAMSUNG LED TV 32', MODEL-UA32H4100ARMXL	412014	31000
327	SAMSUNG LED TV 28', MODEL-UA28H4000ARLXL	412014	24100
328	SAMSUNG LED TV 24', MODEL-UA24H4003ARLXL	412014	15000
329	SAMSUNG LED TV 24', MODEL-UA24H4003ARLXL	412014	15000
330	SONY BRAVIA LED TV 50INCH, KDL50W800B	412014	100100
331	LED TV 48INCH, SAMSUNG, MODEL : UA48H4240AR	412014	59063
332	ELECTRICAL SIREN HORIZONTAL DOUBLE MOUNTING, 3PH, 5HP, 440V, 2800RPM, 50HZ, AUDIBLE RANGE-8KMS, E3D-800	412020	55361
333	ELECTRICAL SIREN HORIZONTAL DOUBLE MOUNTING, 3PH, 5HP, 440V, 2800RPM, 50HZ, AUDIBLE RANGE-8KMS, E3D-800	412020	66668
334	ELECTRICAL SIREN HORIZONTAL DOUBLE MOUNTING, 3PH, 5HP, 440V, 2800RPM, 50HZ, AUDIBLE RANGE-8KMS, E3D-800	412020	66668
335	ELECTRICAL SIREN HORIZONTAL DOUBLE MOUNTING, 3PH, 5HP, 440V, 2800RPM, 50HZ, AUDIBLE RANGE-8KMS, E3D-800	412020	66668
336	NIKON DSLR D5100	412020	29200
337	NIKON DSLR D5300 CAMERA	412020	50000
338	VACCUME CLEANER, MODEL-MC-CG304	412020	8100
339	VACCUME CLEANER, MODEL-MC-CG304	412020	8100
340	MICROSOFT WINDOWS PROFESSIONAL 8.1 FOR 18 USERS	412201	244214
341	WINDOWS SERVER STD 2012 SNGL OLP NL CAL(150 USER)	412201	320999
342	LISCAD SOFTWARE VER. 10	412201	387600



290
 Manager (F)

343	INFINOVA NETWORK MANAGEMENT SOFTWARE COMPATIBLE WITH WINDOWS 2007/2008, INFINOVA	412201	171393
344	QUICK HEAL END POINT SECURITY (TOTAL SECURITY VERSION) WITH ADMN. CONSOLE FOR 85 USERS	412201	97173
345	LAB ELECTRONIC WEIGH BALANCE MACHINE CAPACITY 3200GM, LC 0.010GM	412502	48300
346	LAB ELECTRONIC WEIGH BALANCE MACHINE CAPACITY 3200GM, LC 0.010GM	412502	48300
347	ITEV-NOTCH SEEPAGE MEASURING GAUGE	412502	17641
348	ITEV-NOTCH SEEPAGE MEASURING GAUGE	412502	17641
349	ITEV-NOTCH SEEPAGE MEASURING GAUGE	412502	17641
350	ITEV-NOTCH SEEPAGE MEASURING GAUGE	412502	17641
351	AUTOMATIC WEATHER STATION	412502	259808
352	CO2 TYPE FIRE EXTINGUISHER COMPLETE WITH ALL NECESSARY FITTINGS, IS:2878 WITH ISI MARK,CAPACITY- 4.5	412503	6641
353	CO2 TYPE FIRE EXTINGUISHER COMPLETE WITH ALL NECESSARY FITTINGS, IS:2878 WITH ISI MARK,CAPACITY- 4.5	412503	6641
354	CO2 TYPE FIRE EXTINGUISHER COMPLETE WITH ALL NECESSARY FITTINGS, IS:2878 WITH ISI MARK,CAPACITY- 4.5	412503	6641
355	CO2 TYPE FIRE EXTINGUISHER COMPLETE WITH ALL NECESSARY FITTINGS, IS:2878 WITH ISI MARK,CAPACITY- 4.5	412503	6641
356	CO2 TYPE FIRE EXTINGUISHER COMPLETE WITH ALL NECESSARY FITTINGS, IS:2878 WITH ISI MARK,CAPACITY- 4.5	412503	6641
357	CO2 TYPE FIRE EXTINGUISHER COMPLETE WITH ALL NECESSARY FITTINGS, IS:2878 WITH ISI MARK,CAPACITY- 4.5	412503	6641
358	CO2 TYPE FIRE EXTINGUISHER COMPLETE WITH ALL NECESSARY FITTINGS, IS:2878 WITH ISI MARK,CAPACITY- 4.5	412503	6641
359	DCP TYPE FIRE EXTINGUISHER 25 KG. CONFIRMING TO IS SPECIFICATION:10658	412503	18435
360	UNDER WATER BREATHING APPRATUS SET WITH CONTROL REGULATOR,PRESSURE DEPTH METRE,MASK,SNORKEL	412503	80580
361	UNDER WATER BREATHING APPRATUS SET WITH CONTROL REGULATOR,PRESSURE DEPTH METRE,MASK,SNORKEL	412503	80580
362	ELECTRIC OPERATED AUTOMATIC BOOM BARRIER	412503	179294
363	KLEENTEK FERROCARE ELECTROSTATIC LIQUID CLEANER MACHINE , ELC 100LP 3PH JH DI	412503	382520
364	KLEENTEK FERROCARE ELECTROSTATIC LIQUID CLEANER MACHINE , ELC 100LP 3PH JH DI	412503	382520
365	KLEENTEK FERROCARE ELECTROSTATIC LIQUID CLEANER MACHINE , ELC 100LP 3PH JH DI	412503	382520
366	KLEENTEK FERROCARE ELECTROSTATIC LIQUID CLEANER MACHINE , ELC 100LP 3PH JH DI	412503	382520
367	STABILISER FOR AIR CONDITIONER, 4KVA, 230 VOLT	412503	5100
368	STABILISER FOR AIR CONDITIONER, 4KVA, 230 VOLT	412503	5100
369	HYDRAULIC JACK 30 TON (INTEGRAL PUMP TYPE WITH LEVER) VANKOS	412503	27563



291
प्रबंधक (वित्त)
Manager (F)

370	HYDRAULIC JACK CAPACITY-50 TON WITH PUMP AND ACCESORIES	412503	47775
371	OXYGEN CYLINDER WITH GAS FILLED CAPACITY-7 CUM	412503	11025
372	OXYGEN CYLINDER WITH GAS FILLED CAPACITY-7 CUM	412503	11025
373	OXYGEN CYLINDER WITH GAS FILLED CAPACITY-7 CUM	412503	11025
374	OXYGEN CYLINDER WITH GAS FILLED CAPACITY-7 CUM	412503	11025
375	OXYGEN CYLINDER WITH GAS FILLED CAPACITY-7 CUM	412503	11025
376	OXYGEN CYLINDER WITH GAS FILLED CAPACITY-7 CUM	412503	11025
377	OXYGEN CYLINDER WITH GAS FILLED CAPACITY-7 CUM	412503	11025
378	OXYGEN CYLINDER WITH GAS FILLED CAPACITY-7 CUM	412503	11025
379	OXYGEN CYLINDER WITH GAS FILLED CAPACITY-7 CUM	412503	11025
380	OXYGEN CYLINDER WITH GAS FILLED CAPACITY-7 CUM	412503	11025
381	OXYGEN CYLINDER WITH GAS FILLED CAPACITY-7 CUM	412503	11025
382	OXYGEN CYLINDER WITH GAS FILLED CAPACITY-7 CUM	412503	11025
383	EMPTY D.A GAS CYLINDER 5.89 CUM	412503	10500
384	EMPTY D.A GAS CYLINDER 5.89 CUM	412503	10500
385	EMPTY OXYGEN CYLINDER CAP. 7 CUM	412503	10395
386	EMPTY OXYGEN CYLINDER CAP. 7 CUM	412503	10395
387	EMPTY OXYGEN CYLINDER CAP. 7 CUM	412503	10395
388	EMPTY OXYGEN CYLINDER CAP. 7 CUM	412503	10395
389	EMPTY OXYGEN CYLINDER CAP. 7 CUM	412503	10395
390	EMPTY OXYGEN CYLINDER CAP. 7 CUM	412503	10395
391	EMPTY OXYGEN CYLINDER CAP. 7 CUM	412503	12075
392	EMPTY OXYGEN CYLINDER CAP. 7 CUM	412503	12075
393	EMPTY OXYGEN CYLINDER CAP. 7 CUM	412503	12075
394	EMPTY OXYGEN CYLINDER CAP. 7 CUM	412503	12075
395	EMPTY OXYGEN CYLINDER CAP. 7 CUM	412503	12075
396	EMPTY OXYGEN CYLINDER CAP. 7 CUM	412503	12075
397	DISSOLVE ACYTELENE CYLINDER (CAPACITY 7.5 CUM)	412503	12075
398	DISSOLVE ACYTELENE CYLINDER (CAPACITY 7.5 CUM)	412503	12075
399	DISSOLVE ACYTELENE CYLINDER (CAPACITY 7.5 CUM)	412503	11025
400	DISSOLVE ACYTELENE CYLINDER (CAPACITY 7.5 CUM)	412503	11025
401	DISSOLVE ACYTELENE CYLINDER (CAPACITY 7.5 CUM)	412503	11025
402	DISSOLVE ACYTELENE CYLINDER (CAPACITY 7.5 CUM)	412503	11025
403	EMPTY ARGON CYLINDER CAPACITY 7 CUBIC METER	412503	11025
404	EMPTY ARGON CYLINDER CAPACITY 7 CUBIC METER	412503	11025
405	HYDRAULIC BENCH VICE WITH HAND PUMP	412503	189945
406	ELECTRIC IMPACT WRENCH, BOSCH -GDS 18E	412503	40750
407	REACTION BAR TYPE MANUAL TORQUE MULTIPLIER, CAPACITY : 1350NM WITH HEXAGONAL SOCKET AND ALLEN SOCKET	412503	147068
408	ELECTRIC IMPACT WRENCH, BOSCH -GDS 18E	412503	38535
409	CONCRETE ROTARY HAMMER 26 MM CAPACITY MODEL GBH2-26 RE	412503	15698



292
प्रबंधक (वित्त)

410	SCREW GUN ST1800,230V NO:378558	412503	27761
411	HAND GRINDER AG-7 BOSCH/KPT/HILTI	412503	8663
412	HAND GRINDER AG-7 BOSCH/KPT/HILTI	412503	8663
413	FLEXIBLE SHAFT GRINDING MACHINE,	412503	14595
414	HAND GRINDER FOR BUFFING MACHINE HD1290	412503	8899
415	RECEPROCATING SAW, WSR 900- PE	412503	33411
416	ELECTRODE OVEN CAPACITY 25 KG. TEMP. RANGE 50 TO 400 DEG. CENTIGRADE 1 PHASE 230 VOLTS	412503	9450
417	CHAPPATTI BHATTI BUFFET TAWA WITH STAND	412503	16603
418	MICROVAVE OVEN 20 LITRE	412503	7800
419	MICROVAVE OVEN 20 LITRE	412503	7800
420	CHILLER/FREEZER BLUE STAR , MODEL : CHFK300A	412505	28300
421	PVC CUSHIONED CHAIR (SUPREME ORNATE)	412801	2350
422	PVC CUSHIONED CHAIR (SUPREME ORNATE)	412801	2350
423	PVC CUSHIONED CHAIR (SUPREME ORNATE)	412801	2350
424	PVC CUSHIONED CHAIR (SUPREME ORNATE)	412801	2350
425	PVC CUSHIONED CHAIR (SUPREME ORNATE)	412801	2350
426	PVC CUSHIONED CHAIR (SUPREME ORNATE)	412801	2350
427	PVC CUSHIONED CHAIR (SUPREME ORNATE)	412801	2350
428	PVC CUSHIONED CHAIR (SUPREME ORNATE)	412801	2350
429	PVC CUSHIONED CHAIR (SUPREME ORNATE)	412801	2350
430	PVC CUSHIONED CHAIR (SUPREME ORNATE)	412801	2350
431	PVC CUSHIONED CHAIR (SUPREME ORNATE)	412801	2350
432	PVC CUSHIONED CHAIR (SUPREME ORNATE)	412801	2350
433	PVC CUSHIONED CHAIR (SUPREME ORNATE)	412801	2350
434	PVC CUSHIONED CHAIR (SUPREME ORNATE)	412801	2350
435	PVC CUSHIONED CHAIR (SUPREME ORNATE)	412801	2350
436	PVC CUSHIONED CHAIR (SUPREME ORNATE)	412801	2350
437	PVC CUSHIONED CHAIR (SUPREME ORNATE)	412801	2350
438	PVC CUSHIONED CHAIR (SUPREME ORNATE)	412801	2350
439	PVC CUSHIONED CHAIR (SUPREME ORNATE)	412801	2350
440	PVC CUSHIONED CHAIR (SUPREME ORNATE)	412801	2350
441	PVC CUSHIONED CHAIR (SUPREME ORNATE)	412801	2350
442	PVC CUSHIONED CHAIR (SUPREME ORNATE)	412801	2350
443	PVC CUSHIONED CHAIR (SUPREME ORNATE)	412801	2350
444	PVC CUSHIONED CHAIR (SUPREME ORNATE)	412801	2350
445	PVC CUSHIONED CHAIR (SUPREME ORNATE)	412801	2350
446	PVC CUSHIONED CHAIR (SUPREME ORNATE)	412801	2350
447	PVC CUSHIONED CHAIR (SUPREME ORNATE)	412801	2350
448	PVC CUSHIONED CHAIR (SUPREME ORNATE)	412801	2350
449	PVC CUSHIONED CHAIR (SUPREME ORNATE)	412801	2350
450	PVC CUSHIONED CHAIR (SUPREME ORNATE)	412801	2350



293
 (Signature)
 Manager (F)

451	PVC CUSHIONED CHAIR (SUPREME ORNATE)	412801	2350
452	PVC CUSHIONED CHAIR (SUPREME ORNATE)	412801	2350
453	PVC CUSHIONED CHAIR (SUPREME ORNATE)	412801	2350
454	PVC CUSHIONED CHAIR (SUPREME ORNATE)	412801	2350
455	PVC CUSHIONED CHAIR (SUPREME ORNATE)	412801	2350
456	PVC CUSHIONED CHAIR (SUPREME ORNATE)	412801	2350
457	PVC CUSHIONED CHAIR (SUPREME ORNATE)	412801	2350
458	PVC CUSHIONED CHAIR (SUPREME ORNATE)	412801	2350
459	PVC CUSHIONED CHAIR (SUPREME ORNATE)	412801	2350
460	PVC CUSHIONED CHAIR (SUPREME ORNATE)	412801	2350
461	CENTER TABLE	412801	3000
462	STEEL FRAMED BED 6' X 3' X 18" WITH PLY TOP	412801	3990
463	STEEL FRAMED BED 6' X 3' X 18" WITH PLY TOP	412801	3990
464	STEEL FRAMED BED 6' X 3' X 18" WITH PLY TOP	412801	3990
465	STEEL FRAMED BED 6' X 3' X 18" WITH PLY TOP	412801	3990
466	STEEL FRAMED BED 6' X 3' X 18" WITH PLY TOP	412801	3990
467	STEEL FRAMED BED 6' X 3' X 18" WITH PLY TOP	412801	4000
468	STEEL FRAMED BED 6' X 3' X 18" WITH PLY TOP	412801	4000
469	STEEL FRAMED BED 6' X 3' X 18" WITH PLY TOP	412801	4000
470	STEEL FRAMED BED 6' X 3' X 18" WITH PLY TOP	412801	4000
471	STEEL FRAMED BED 6' X 3' X 18" WITH PLY TOP	412801	4000
472	HEAT CONVECTOR 2KW	412801	3274
473	HEAT CONVECTOR 2KW	412801	3274
474	HEAT CONVECTOR 2KW	412801	3274
475	HEAT CONVECTOR 2KW	412801	3274
476	HEAT CONVECTOR 2KW	412801	3274
477	HEAT CONVECTOR 2KW	412801	3274
478	HEAT CONVECTOR 2KW	412801	3274
479	HEAT CONVECTOR 2KW	412801	3274
480	HEAT CONVECTOR 2KW	412801	3274
481	HEAT CONVECTOR 2KW	412801	3274
482	CEILING FAN 1200MM WITHOUT REGULATOR	412801	1800
483	CEILING FAN 1200MM WITHOUT REGULATOR	412801	1800
484	CEILING FAN 1200MM WITHOUT REGULATOR	412801	1800
485	CEILING FAN 1200MM WITHOUT REGULATOR	412801	1800
486	CEILING FAN 1200MM WITHOUT REGULATOR	412801	1800
487	CEILING FAN 1200MM WITHOUT REGULATOR	412801	1800
488	CEILING FAN 1200MM WITHOUT REGULATOR	412801	1800
489	CEILING FAN 1200MM WITHOUT REGULATOR	412801	1374
490	CEILING FAN 1200MM WITHOUT REGULATOR	412801	1374
491	CEILING FAN 1200MM WITHOUT REGULATOR	412801	1374
492	CEILING FAN 1200MM WITHOUT REGULATOR	412801	1374
493	CEILING FAN 1200MM WITHOUT REGULATOR	412801	1374
494	CEILING FAN 1200MM WITHOUT REGULATOR	412801	1374
495	CEILING FAN 1200MM WITHOUT REGULATOR	412801	1374
496	CEILING FAN 1200MM WITHOUT REGULATOR	412801	1374



296
 प्रबंधक (वित्त)

497	CEILING FAN 1200MM WITHOUT REGULATOR	412801	1374
498	CEILING FAN 1200MM WITHOUT REGULATOR	412801	1374
499	WALL FAN 400 MM SWEEP	412801	1975
500	WALL FAN 400 MM SWEEP	412801	1975
501	WALL FAN 400 MM SWEEP	412801	2000
502	WALL FAN 400 MM SWEEP	412801	2000
503	WALL FAN 400 MM SWEEP	412801	2000
504	WALL FAN 400 MM SWEEP	412801	2000
505	WALL FAN 400 MM SWEEP	412801	2000
506	WALL FAN 400 MM SWEEP	412801	2000
507	WALL FAN 400 MM SWEEP	412801	2000
508	WALL FAN 400 MM SWEEP	412801	2000
509	WALL FAN 400 MM SWEEP	412801	2000
510	WALL FAN 400 MM SWEEP	412801	2000
511	WALL FAN 400 MM SWEEP	412801	2000
512	WALL FAN 400 MM SWEEP	412801	2000
513	PEDESTAL FAN 400 MM SWEEP	412801	2425
514	PEDESTAL FAN 400 MM SWEEP	412801	2425
515	PEDESTAL FAN 400 MM SWEEP	412801	2425
516	PEDESTAL FAN 400 MM SWEEP	412801	2425
517	PEDESTAL FAN 400 MM SWEEP	412801	2425
518	PEDESTAL FAN 400 MM SWEEP	412801	2425
519	PEDESTAL FAN 400 MM SWEEP	412801	2425
520	PEDESTAL FAN 400 MM SWEEP	412801	2425
521	PEDESTAL FAN 400 MM SWEEP	412801	2425
522	PEDESTAL FAN 400 MM SWEEP	412801	2425
523	PEDESTAL FAN 400 MM SWEEP	412801	2425
524	PEDESTAL FAN 400 MM SWEEP	412801	2425
525	PEDESTAL FAN 500MM SWEEP, WINDSTAR FARRATA	412801	3125
526	PEDESTAL FAN 500MM SWEEP, WINDSTAR FARRATA	412801	3125
527	PEDESTAL FAN 500MM SWEEP, WINDSTAR FARRATA	412801	3125
528	PEDESTAL FAN 500MM SWEEP, WINDSTAR FARRATA	412801	3125
529	PEDESTAL FAN 500MM SWEEP, WINDSTAR FARRATA	412801	3125
530	PEDESTAL FAN 500MM SWEEP, WINDSTAR FARRATA	412801	3125
531	PEDESTAL FAN 500MM SWEEP, WINDSTAR FARRATA	412801	3125
532	PEDESTAL FAN 500MM SWEEP, WINDSTAR FARRATA	412801	3125
533	EXHAUST FAN 450 MM SWEEP, METAL BODY	412801	4450
534	EXHAUST FAN 450 MM SWEEP, METAL BODY	412801	4450
535	EXHAUST FAN	412801	1490
536	FIRE EXTINGUISHER ABC TYPE CAPACITY 9 KG	412801	3595
537	FIRE EXTINGUISHER ABC TYPE CAPACITY 9 KG	412801	3595
538	FIRE EXTINGUISHER ABC TYPE CAPACITY 9 KG	412801	3595
539	FIRE EXTINGUISHER ABC TYPE CAPACITY 9 KG	412801	3595
540	FIRE EXTINGUISHER ABC TYPE CAPACITY 9 KG	412801	3595
541	FIRE EXTINGUISHER ABC TYPE CAPACITY 9 KG	412801	3595
542	FIRE EXTINGUISHER ABC TYPE CAPACITY 9 KG	412801	3595
543	STABILIZER 2 KVA	412801	4500
544	STABILIZER 2 KVA	412801	4500
545	STABILIZER 2 KVA	412801	4500
546	STABILIZER V-GUARD MODEL : VGSJW100	412801	3000
547	DIGITAL CLAMPMETER 300A	412801	2399
548	DIGITAL CLAMPMETER 300A	412801	2399
549	UPS 600 VA	412801	2380
550	UPS 600 VA	412801	2380
551	UPS 600 VA	412801	2380
552	UPS 600 VA	412801	2380
553	UPS 600 VA	412801	2380
554	UPS 600 VA	412801	2380



295
प्रबंधक (वित्त)
Manager (F)

555	UPS 600 VA	412801	2380
556	UPS 600 VA	412801	2380
557	UPS 600 VA	412801	2380
558	NUMERIC 1KVA UPS	412801	4988
559	NUMERIC 1KVA UPS	412801	4988
560	NUMERIC 1KVA UPS	412801	4988
561	NUMERIC 1KVA UPS	412801	4988
562	NUMERIC 1KVA UPS	412801	4987
563	NUMERIC 1KVA UPS	412801	4987
564	NUMERIC 1KVA UPS	412801	4987
565	NUMERIC 1KVA UPS	412801	4987
566	NUMERIC 1KVA UPS	412801	4987
567	MIC ASM 580XLR	412801	1938
568	MIC ASM 580XLR	412801	1938
569	AUD99XLR MICROPHONE	412801	1040
570	AUD99XLR MICROPHONE	412801	1040
571	MICROPHONE, AWM-520 VL (VHF WIRELESS MIC)	412801	2422
572	MICROPHONE, AWM-520 VL (VHF WIRELESS MIC)	412801	2422
573	AHUJA DUAL CORDLESS MICROPHONE-AWM-520V2	412801	3891
574	AHUJA DUAL CORDLESS MICROPHONE-AWM-520V2	412801	3891
575	HP SCANJET 200 FLATBED SCANNER	412801	3800
576	SPEAKER STAND 3TA 150 AHUJA	412801	1791
577	SPEAKER STAND 3TA 150 AHUJA	412801	1791
578	LAN SWITCH, 16 PORT	412801	2840
579	LAN SWITCH 8 PORT	412801	940
580	LAN SWITCH 8 PORT	412801	940
581	LAN SWITCH 8 PORT	412801	940
582	LAN SWITCH 8 PORT	412801	940
583	LAN SWITCH 8 PORT	412801	940
584	LAN SWITCH 8 PORT	412801	940
585	LAN SWITCH 8 PORT	412801	940
586	LAN SWITCH 8 PORT	412801	940
587	LAN SWITCH 8 PORT	412801	940
588	LAN SWITCH 8 PORT	412801	940
589	SCREW JACK 50 TON	412801	3150
590	SCREW JACK 50 TON	412801	3150
591	SCREW JACK 50 TON	412801	3150
592	SCREW JACK 50 TON	412801	3150
593	CRACK METER, MODEL EDJ-40C	412801	882
594	CRACK METER, MODEL EDJ-40C	412801	882
595	CRACK METER, MODEL EDJ-40C	412801	882
596	CRACK METER, MODEL EDJ-40C	412801	882
597	CRACK METER, MODEL EDJ-40C	412801	882
598	CRACK METER, MODEL EDJ-40C	412801	882
599	CRACK METER, MODEL EDJ-40C	412801	882
600	CRACK METER, MODEL EDJ-40C	412801	882
601	CRACK METER, MODEL EDJ-40C	412801	882
602	CRACK METER, MODEL EDJ-40C	412801	882
603	HAND GRINDER AG-4 BOSCH/KPT/HILTI	412801	2573
604	HAND GRINDER AG-4 BOSCH/KPT/HILTI	412801	2573
605	ANGLE GRINDER SUITABLE FOR WHEEL DIA 5/125 MM, 1020W	412801	4224
606	BUILDING CONTAINING HYDRO ELECTRICITY	410301	12480612
607	Construction of room for BSNL Exchange	410301	287023
608	Providing & fixing ordinary & toughened glass	410301	178041
609	Grinding ,polishing of terrace for stair case	410301	218141
610	BUILDING CONTAINING TRANSMISSION TOWER	410303	559794
611	PROVIDING FOOT OVER BRIDGE, SECTOR F	410328	184908
612	PROVIDING DINNING HALL BY EXTENSION	410328	796333
613	PROVIDING ADDITIONAL TOILET WITHIN	410328	388993
614	RENOVATION OF COLONY WALL OF SECTOR F	410328	634449
615	Protection of terrace & prov. railing, concrete	410328	194893
616	DEVELOPMENT OF PLAY GROUND WITHIN	410328	69096
617	RENOVATION OF WALL AND ROAD SIDE	410328	42239
618	Construction of concrete garden umbrella	410328	261036
619	Construction of DG Room at Sector-F at	410328	385312
620	DAMS AND BARRAGES	410601	126273221
621	Construction of Bhurgees/survey post on	410601	133016
622	Left Bank Slope Protection by Crate Wall	410601	22870908



296

296

623	Const of main Gate at "O"Point and near	410601	2859901
624	Const of drain and protection works near	410601	804935
625	Covering cut out at draft tube area and s	410601	323759
626	Toe Protection Work at Barrage Area at	410601	1279985
627	CONST. OF MORCHA FOR CISF AT T	410601	251403
628	POWER CHANNELS	410602	2782292
629	POWER TUNNELS AND PIPELINES	410604	5813
630	PENSTOCKS	410605	1556909
631	TAILRACE CHANNELS	410606	15355225
632	HYDRO-MECHANICAL WORKS-DAMS	410608	12590282
633	HYDRO-MECHANICAL WORKS-TUNNELS	410610	2141186
634	HYDRO MECHANICAL WORKS-TAIL R	410611	783449
635	MAIN GENERATING EQUIPMENT UN	410701	47920377
636	MAIN GENERATING EQUIPMENT UN	410701	395490
637	MAIN GENERATING EQUIPMENT UN	410701	395494
638	MAIN GENERATING EQUIPMENT UN	410701	395494
639	GENERATOR STEP UP TRANSFORM	410702	5094713
640	GENERATOR STEP UP TRANSFORM	410702	925899
641	GENERATOR STEP UP TRANSFORM	410702	925899
642	GENERATOR STEP UP TRANSFORM	410702	925901
643	OTHER POWER PLANT TRANSFORM	410703	1226341
644	OTHER POWER PLANT TRANSFORM	410703	362231
645	OTHER POWER PLANT TRANSFORM	410703	362233
646	OTHER POWER PLANT TRANSFORM	410703	362232
647	COOLING WATER SYSTEMS UNIT 3	410704	5610895
648	COOLING WATER SYSTEMS UNIT 1	410704	4721013
649	COOLING WATER SYSTEMS UNIT 4	410704	4721013
650	COOLING WATER SYSTEMS UNIT 2	410704	4721013
651	SWITCH GEAR INCLUDING CABLE C	410705	8937143
652	DC SYSTEMS/BATTERY SYSTEMS U	410707	319343
653	DC SYSTEMS/BATTERY SYSTEMS U	410707	-26547
654	DC SYSTEMS/BATTERY SYSTEMS U	410707	-26549
655	DC SYSTEMS/BATTERY SYSTEMS U	410707	-26548
656	NUMERIC 1KVA UPS	410707	5040
657	NUMERIC 1KVA UPS	410707	5040
658	NUMERIC 1KVA UPS	410707	5040
659	NUMERIC 1KVA UPS	410707	5040
660	NUMERIC 1KVA UPS	410707	5040
661	POWER AND CONTROL CABLES UN	410708	684279
662	COOLING WATER SYSTEMS UNIT 1	410709	952137
663	COOLING WATER SYSTEMS UNIT 4	410709	245066
664	COOLING WATER SYSTEMS UNIT 2	410709	245064
665	COOLING WATER SYSTEMS UNIT 3	410709	245066
666	POWER LINE CARRIER COMMUNICA	410710	65160
667	METERING EQUIPMENTS-GPM UNIT	410711	4451640
668	METERING EQUIPMENTS-GPM UNIT	410711	938826
669	METERING EQUIPMENTS-GPM UNIT	410711	938825
670	METERING EQUIPMENTS-GPM UNIT	410711	938824
671	AUXILIARY AND ANCILLARY SYSTEM	410712	1150978
672	AUXILIARY AND ANCILLARY SYSTEM	410712	419632
673	AUXILIARY AND ANCILLARY SYSTEM	410712	419630
674	AUXILIARY AND ANCILLARY SYSTEM	410712	419631
675	MISC. POWER PLANT EQUIPMENT U	410713	4066788
676	MISC. POWER PLANT EQUIPMENT U	410713	1737262
677	MISC. POWER PLANT EQUIPMENT U	410713	1737267
678	MISC. POWER PLANT EQUIPMENT U	410713	1737268
679	CANOPY MICROWAVE RADIO LINK V	411806	28335
680	CANOPY MICROWAVE RADIO LINK V	411806	28335
681	CANOPY MICROWAVE RADIO LINK V	411806	28335
682	CANOPY MICROWAVE RADIO LINK V	411806	28335
683	CANOPY MICROWAVE RADIO LINK V	411806	28335
684	CANOPY MICROWAVE RADIO LINK V	411806	28335
685	CANOPY MICROWAVE RADIO LINK V	411806	28335
686	CANOPY MICROWAVE RADIO LINK V	411806	28335
687	SWITCH & ACC	411806	6373
688	VSAT BASED ON DOMA	411806	120964
689	SERVER HP(COMPAQ)	411806	16824
690	SERVER MAKE :HP MODEL ML350EG	411806	364740
691	SERVER MAKE :HP MODEL ML350EG	411806	364740
692	SERVER IBM INTEL XECON	411806	46072
693	8 PORT FXO/ FXS VOIP MODEM	411806	12385
694	8 PORT FXO/ FXS VOIP MODEM	411806	12385
695	8 PORT FXO/ FXS VOIP MODEM	411806	12385
696	8 PORT FXO/ FXS VOIP MODEM	411806	12385



297
PAGE 10 OF 11

697	8 PORT FXO/ FXS VOIP MODEM	411806	13808
698	WIFI ROUTER, LINKSYS MAKE	411806	25080
699	WIFI ROUTER, LINKSYS MAKE 1	411806	25080
700	ROCK PRESIDENT MAKE	411806	2
701	LAN PERIPHERALS	411806	54808
702	LAN EXTENDER	411806	7157
703	WIRELESS N ACCESS POINT MAKE L	411806	5700
704	INMERSAT TELEPHONESET	411806	18323
705	DATA ROUTER MATRIX GSM	411806	1
706	INSTALLATION CHARGES OF VSAT S	411806	1
707	BOAT	411603	55647
708	SERVER MAKE: HP MODEL: ML350EC	411806	472500
	Total		369442437


1.2 Addition on account of others (Transfer In from Subsidiary companies)

Sl. No.	Particular of assets	Head of account	Gross block (Rs.) (Not Relevant)	Net Block Addition (Rs.)	Name of Subsidiary Company	Advice number
	Total			0		

1.3 Addition on account of inter unit transfers

Sl. No.	Particular of assets	Head of account	Gross block of Assets (Rs.)	Detail of the Unit / Company from where Assets Received (Transferred In)		Advice number
				Name of Unit / Company	Code of Unit / Company e.g. 100, 101	
1	GODREJ COMPUTER CHAIR PCH 7002	411701	6006	REW-Chhatishgarh	513	
2	REGENCY PCH 7002D	411701	7354	REW-Chhatishgarh	513	
3	REGENCY PCH 7002D	411701	7459	REW-Chhatishgarh	513	
4	GODREJ PCH 7002D REVOLVING CH	411701	11123	REW-Chhatishgarh	513	
5	GODREJ PCH 7002D REVOLVING CH	411701	11123	REW-Chhatishgarh	513	
6	GODREJ PCH 7002D REVOLVING CH	411701	11124	REW-Chhatishgarh	513	
7	GODREJ COMPUTER TABLE C-3D	411701	7809	REW-Chhatishgarh	513	
8	GODREJ COMPUTER TABLE C-3D	411701	7809	REW-Chhatishgarh	513	
9	GODREJ COMPUTER TABLE C-3D	411701	7807	REW-Chhatishgarh	513	
10	GODREJ COMPUTER TABLE C-2	411701	5254	REW-Chhatishgarh	513	
11	GODREJ COMPUTER TABLE C-2	411701	6670	REW-Chhatishgarh	513	
12	GODREJ COMPUTER TABLE C-2	411701	5254	REW-Chhatishgarh	513	
13	GODREJ COMPANION TABLE C-3D	411701	7809	REW-Chhatishgarh	513	
14	GODREJ COMPANION TABLE C-3D	411701	7809	REW-Chhatishgarh	513	
15	GODREJ COMPANION TABLE C-3D	411701	7805	REW-Chhatishgarh	513	
16	REVOLVING CHAIR PCH -7002	411701	9841	REW-Chhatishgarh	513	
17	GODREJ CHAIR 7002	411701	6466	REW-Chhatishgarh	513	
18	GODREJ CHAIR 7002	411701	6466	REW-Chhatishgarh	513	
19	GODREJ CHAIR MODEL 5002T(E2)	411701	5558	REW-Chhatishgarh	513	
20	GODREJ CHAIR MODEL 5002T(E2)	411701	5558	REW-Chhatishgarh	513	
21	GODREJ CHAIR MODEL 5002T(E2)	411701	5558	REW-Chhatishgarh	513	
22	GODREJ CHAIR MODEL 5002T(E2)	411701	5558	REW-Chhatishgarh	513	
23	GODREJ CHAIR MODEL 5002T(E2)	411701	5558	REW-Chhatishgarh	513	
24	GODREJ CHAIR MODEL 5002T(E2)	411701	5558	REW-Chhatishgarh	513	
25	GODREJ CHAIR MODEL 5002T(E2)	411701	5558	REW-Chhatishgarh	513	
26	GODREJ COMPUTER CHAIR PCH 5002	411701	5558	REW-Chhatishgarh	513	
27	TABLE T-104	411701	13871	REW-Chhatishgarh	513	
28	GODREJ TABLE MODEL T-8	411701	6868	REW-Chhatishgarh	513	
29	GODREJ TABLE MODEL T-8	411701	6868	REW-Chhatishgarh	513	
30	GODREJ TABLE MODEL T-8	411701	6868	REW-Chhatishgarh	513	
31	GODREJ TABLE MODEL T-8	411701	6864	REW-Chhatishgarh	513	
32	GODREJ TABLE MODEL T-8	411701	6786	REW-Chhatishgarh	513	
33	GODREJ TABLE MODEL T-8	411701	5295	REW-Chhatishgarh	513	
34	GODREJ TABLE MODEL T-8	411701	6052	REW-Chhatishgarh	513	
35	GODREJ TABLE MODEL T-9	411701	10840	REW-Chhatishgarh	513	
36	GODREJ TABLE MODEL T-9	411701	10840	REW-Chhatishgarh	513	
37	GODREJ TABLE MODEL T-9	411701	10843	REW-Chhatishgarh	513	
38	GODREJ TABLE MODEL T-9	411701	10843	REW-Chhatishgarh	513	
39	GODREJ TABLE MODEL T-9	411701	10843	REW-Chhatishgarh	513	
40	GODREJ TABLE MODEL T-9	411701	10840	REW-Chhatishgarh	513	
41	GODREJ TABLE MODEL T-9	411701	6589	REW-Chhatishgarh	513	
42	GODREJ TABLE MODEL T-9	411701	6878	REW-Chhatishgarh	513	
43	GODREJ TABLE MODEL T-9	411701	7141	REW-Chhatishgarh	513	

298



44	GODREJ TABLE MODEL T-9	411701	6661	REW-Chhatishgarh	513	
45	GODREJ TABLE MODEL T-9	411701	7269	REW-Chhatishgarh	513	
46	GODREJ TABLE MODEL T-107	411701	14412	REW-Chhatishgarh	513	
47	REVOLVING CHAIT PCH 7002	411701	9841	REW-Chhatishgarh	513	
48	REVOLVING CHAIT PCH 7002	411701	9841	REW-Chhatishgarh	513	
49	REVOLVING CHAIT PCH 7002	411701	9841	REW-Chhatishgarh	513	
50	REVOLVING CHAIT PCH 7002	411701	9841	REW-Chhatishgarh	513	
51	GODREJ TABLE T-9	411701	9561	REW-Chhatishgarh	513	
52	SOFA SET & CENTRE TABLE	411701	29654	REW-Chhatishgarh	513	
53	GODREJ 22,POP SAFE CHEST	411701	19283	REW-Chhatishgarh	513	
54	CASH CHEST	411701	16000	REW-Chhatishgarh	513	
55	DINNING TABLE	411707	5240	REW-Chhatishgarh	513	
56	WOODEN BED DOUBLE WITH BOX	411707	16000	REW-Chhatishgarh	513	
57	WOODEN BED SINGLE	411707	5800	REW-Chhatishgarh	513	
58	WOODEN BED SINGLE	411707	5800	REW-Chhatishgarh	513	
59	WOODEN BED SINGLE	411707	5800	REW-Chhatishgarh	513	
60	DELL INSPIRON 580S DESKTOP	411801	36696	REW-Chhatishgarh	513	
61	DELL DESKTOP (INTEL CORE 2 DUO	411801	42700	REW-Chhatishgarh	513	
62	DELL DESKTOP (INTEL CORE 2 DUO	411801	42700	REW-Chhatishgarh	513	
63	DELL DESKTOP (INTEL CORE 2 DUO	411801	42700	REW-Chhatishgarh	513	
64	DELL DESKTOP (INTEL CORE 2 DUO	411801	31400	REW-Chhatishgarh	513	
65	HCL DESKTOP (INFINITY PRO BL 129	411801	34426	REW-Chhatishgarh	513	
66	HCL DESKTOP (INFINITY PRO BL 129	411801	34426	REW-Chhatishgarh	513	
67	HCL DESKTOP (INFINITY PRO BL 129	411801	34426	REW-Chhatishgarh	513	
68	HCL DESKTOP (INFINITY PRO BL 129	411801	34426	REW-Chhatishgarh	513	
69	HCL DESKTOP (INFINITY PRO BL 129	411801	34426	REW-Chhatishgarh	513	
70	HCL DESKTOP (INFINITY PRO BL 129	411801	34426	REW-Chhatishgarh	513	
71	HCL DESKTOP (INFINITY PRO BL 129	411801	34426	REW-Chhatishgarh	513	
72	HCL DESKTOP (INFINITY PRO BL 129	411801	34425	REW-Chhatishgarh	513	
73	HCL DESKTOP (INFINITY PRO BL 129	411801	34425	REW-Chhatishgarh	513	
74	HCL DESKTOP (INFINITY PRO BL 129	411801	34425	REW-Chhatishgarh	513	
75	COMPAQ PRESARIO LAPTOP	411801	85500	REW-Chhatishgarh	513	
76	HP DESKTOP COMPUTER MODEL 6	411801	29150	REW-Chhatishgarh	513	
77	LG FLATRON MONITOR	411801	8600	REW-Chhatishgarh	513	
78	HP LASER PRINTER 1020 PLUS	411803	7500	REW-Chhatishgarh	513	
79	HP LASER PRINTER 1020 PLUS	411803	6450	REW-Chhatishgarh	513	
80	HP LASER JET P1008 PLUS	411803	8000	REW-Chhatishgarh	513	
81	HP LASER JET P1008 PLUS	411803	8000	REW-Chhatishgarh	513	
82	HP LASER JET PRINTER MODEL 102	411803	9500	REW-Chhatishgarh	513	
83	HP PRINTER LASER JET 1215CP	411803	18400	REW-Chhatishgarh	513	
84	FAX MACHINE MODEL J3608	411902	5500	REW-Chhatishgarh	513	
85	FULL HD 1080P IVDEO CONFERENCI	411903	366691	Corporate Office	100	
86	LG SPLIT AIR CONDOTIONER	412008	30200	REW-Chhatishgarh	513	
87	LG WINDOW AIR CONDOTIONER	412008	16300	REW-Chhatishgarh	513	
88	LG WINDOW AIR CONDOTIONER	412008	26000	REW-Chhatishgarh	513	
89	VOLTAS SPLIT AIR CONDITIONER	412008	31200	REW-Chhatishgarh	513	
90	MICROTEK 1500 INVERTER	412020	9000	REW-Chhatishgarh	513	
91	MICROTEK 1500 INVERTER	412020	9000	REW-Chhatishgarh	513	
92	EXIDE BATTERY IT 500	412020	14500	REW-Chhatishgarh	513	
93	EXIDE BATTERY IT 500	412020	14500	REW-Chhatishgarh	513	
94	EXIDE BATTERY IT 500	412020	14500	REW-Chhatishgarh	513	
95	EXIDE BATTERY IT 500	412020	14500	REW-Chhatishgarh	513	
96	LCD TV 26 SONY KLV 26T400A	412501	25750	REW-Chhatishgarh	513	
97	TV SAMSUNG	412501	19250	REW-Chhatishgarh	513	
98	SAMSUNG 21 FLAT 21M40SM	412501	7100	REW-Chhatishgarh	513	
99	SAMSUNG 21 FLAT 21M40SM	412501	7100	REW-Chhatishgarh	513	
100	SAMSUNG 21 FLAT 21M40SM	412501	7100	REW-Chhatishgarh	513	
101	ESSMA MADE 5KV MEGGAR	412503	6000	REW-Chhatishgarh	513	
102	LG REFIGRATOR MODEL 244GP	412505	11000	REW-Chhatishgarh	513	
103	LG REFIGRATOR MODEL 244GP	412505	11000	REW-Chhatishgarh	513	
104	LG REFIGRATOR MODEL 215 LTR	412505	18000	REW-Chhatishgarh	513	
105	GODREJ CHAIR CH-4	412801	1509	REW-Chhatishgarh	513	
106	GODREJ CHAIR CH-4	412801	1509	REW-Chhatishgarh	513	
107	GODREJ CHAIR CH-4	412801	1509	REW-Chhatishgarh	513	
108	GODREJ CHAIR CH-4	412801	1509	REW-Chhatishgarh	513	
109	GODREJ CHAIR CH-4	412801	1508	REW-Chhatishgarh	513	
110	GODREJ CHAIR CH-4	412801	1338	REW-Chhatishgarh	513	
111	GODREJ CHAIR CH-4	412801	1338	REW-Chhatishgarh	513	
112	GODREJ CHAIR CH-4	412801	1338	REW-Chhatishgarh	513	
113	GODREJ CHAIR CH-4	412801	1337	REW-Chhatishgarh	513	
114	GODREJ CHAIR CH-4	412801	1337	REW-Chhatishgarh	513	
115	GODREJ CHAIR CH-4	412801	1337	REW-Chhatishgarh	513	
116	GODREJ CHAIR CH-6	412801	1590	REW-Chhatishgarh	513	
117	GODREJ CHAIR CH-6	412801	1590	REW-Chhatishgarh	513	

299

प्रमुख (वित्त)
Manager (F)



118	GODREJ CHAIR CH-6	412801	1590	REW-Chhatishgarh	513	
119	GODREJ CHAIR CH-6	412801	1589	REW-Chhatishgarh	513	
120	GODREJ CHAIR CH-6	412801	1589	REW-Chhatishgarh	513	
121	GODREJ CHAIR CH-7	412801	1716	REW-Chhatishgarh	513	
122	GODREJ CHAIR CH-7	412801	1716	REW-Chhatishgarh	513	
123	GODREJ CHAIR CH-7B	412801	1966	REW-Chhatishgarh	513	
124	GODREJ CHAIR CH-7B CUSIONED	412801	2179	REW-Chhatishgarh	513	
125	GODREJ CHAIR CH-7B CUSIONED	412801	2179	REW-Chhatishgarh	513	
126	GODREJ CHAIR CH-7B CUSIONED	412801	2179	REW-Chhatishgarh	513	
127	GODREJ CHAIR CH-7B CUSIONED	412801	2179	REW-Chhatishgarh	513	
128	GODREJ CHAIR CH-7B CUSIONED	412801	2179	REW-Chhatishgarh	513	
129	SIDE TABLES	412801	2800	REW-Chhatishgarh	513	
130	SIDE TABLES	412801	2800	REW-Chhatishgarh	513	
131	SIDE TABLE	412801	2800	REW-Chhatishgarh	513	
132	SIDE TABLE	412801	2800	REW-Chhatishgarh	513	
133	DINNING CHAIRS WITH CUSION	412801	1640	REW-Chhatishgarh	513	
134	DINNING CHAIRS WITH CUSION	412801	1639	REW-Chhatishgarh	513	
135	DINNING CHAIRS WITH CUSION	412801	1639	REW-Chhatishgarh	513	
136	DINNING CHAIRS WITH CUSION	412801	1639	REW-Chhatishgarh	513	
137	DINNING CHAIRS WITH CUSION	412801	1639	REW-Chhatishgarh	513	
138	DINNING CHAIRS WITH CUSION	412801	1639	REW-Chhatishgarh	513	
139	WOODEN BED TEAK WOOD MAKE	412801	4424	REW-Chhatishgarh	513	
140	WOODEN BED TEAK WOOD MAKE	412801	4424	REW-Chhatishgarh	513	
141	WOODEN BED TEAK WOOD MAKE	412801	4423	REW-Chhatishgarh	513	
142	BAJAJ CELING FAN	412801	1050	REW-Chhatishgarh	513	
143	BAJAJ CELING FAN	412801	1050	REW-Chhatishgarh	513	
144	BAJAJ CELING FAN	412801	1050	REW-Chhatishgarh	513	
145	BAJAJ CELING FAN	412801	1050	REW-Chhatishgarh	513	
146	BAJAJ CELING FAN	412801	1050	REW-Chhatishgarh	513	
147	BAJAJ CELING FAN	412801	1050	REW-Chhatishgarh	513	
148	BAJAJ CELING FAN	412801	1050	REW-Chhatishgarh	513	
149	BAJAJ CELING FAN	412801	1050	REW-Chhatishgarh	513	
150	BAJAJ CELING FAN	412801	1050	REW-Chhatishgarh	513	
151	BAJAJ CELING FAN	412801	1050	REW-Chhatishgarh	513	
152	BAJAJ CELING FAN	412801	1050	REW-Chhatishgarh	513	
153	BAJAJ CELING FAN	412801	1050	REW-Chhatishgarh	513	
154	BAJAJ CELING FAN	412801	1050	REW-Chhatishgarh	513	
155	CEILING FAN	412801	950	REW-Chhatishgarh	513	
156	CEILING FAN, HAVEL MAKE	412801	1300	REW-Chhatishgarh	513	
157	VIJAY WATER GYSER WH251 ABS	412801	4496	REW-Chhatishgarh	513	
158	VIJAY WATER GYSER WH251 ABS	412801	4495	REW-Chhatishgarh	513	
159	CELLO CENTRE TABLE	412801	850	REW-Chhatishgarh	513	
160	CENTRE TABLE	412801	2699	REW-Chhatishgarh	513	
161	GODREJ TABLE T-8	412801	4228	REW-Chhatishgarh	513	
162	GODREJ INT. WORK STATION DU III	412801	2944	REW-Chhatishgarh	513	
163	WALL FAN	412801	1450	REW-Chhatishgarh	513	
164	WALL FAN	412801	1450	REW-Chhatishgarh	513	
165	4 KVA STABILIZER CAPRI	412801	2595	REW-Chhatishgarh	513	
166	DIGITAL CLAMP METER MECO MAKE	412801	3138	REW-Chhatishgarh	513	
167	SAMTEK 1KVA UPS	412801	4200	REW-Chhatishgarh	513	
168	SAMSUNG LASER PRINTER ML-1640	412801	4960	REW-Chhatishgarh	513	
169	SAMSUNG LASER PRINTER ML-1640	412801	4960	REW-Chhatishgarh	513	
170	NOTICE BOARD WITH STAND	412801	2700	REW-Chhatishgarh	513	
171	PIN BOARD	412801	3345	REW-Chhatishgarh	513	
172	WHITE BOARD 3X4	412801	1850	REW-Chhatishgarh	513	
173	MEGGER ESSMA MAKE 1000V	412801	1525	REW-Chhatishgarh	513	
174	MEGGER ESSMA MAKE 1000V	412801	1525	REW-Chhatishgarh	513	
	Total		2040595			

2.1 Deductions on account of Others (Sale/Disposal/Write off)

Sl. No.	Particular of assets	Head of account	Gross block Addition (Rs.)
	Total		0



300
प्रबंधक (वित्त)

Manager (F)
एन.एच.पी.सी. लि./NH.P.C.LTD.

2.2 Deduction on account of others (Transfer out to Subsidiary companies)

Sl. No.	Particular of assets	Head of account	Gross block (Rs.)	Net Block Deduction (Rs.) (Not Relevant)	Name of Subsidiary Company	Advice number
			0			
	Total		0			

2.3 Deductions on account of Inter-unit Transfer

Sl. No.	Particular of assets	Head of account	Gross block Deduction (Rs.)	Detail of the Unit / Company to which Assets Sent (Transferred Out)		Advice number
				Name of Unit / Company	Code of Unit / Company	
			0			
	Total		0			

3. Addition / Deduction of Fixed assets on account of Adjustments (FERV, Reclassification, Capitalization Adjustments, Change in Head of Account)

Sl. No.	Particular of assets	Head of account	Gross block Adjusted (Rs.) (+) for Addition, (-) for Deduction)
1	MAINTAINING HYDRO ELECTRIC GENER	410301	-43753228
2	CONTAIN. TRANS. PLANT & EQUIPM	410303	-1610239
3	DAMS AND BARRAGES	410601	-150438438
4	POWER CHANNELS	410602	-8170134
5	POWER TUNNELS AND PIPELINES	410604	-17173
6	PENSTOCKS	410605	-4599799
7	TAILRACE CHANNELS	410606	-10780410
8	MECHANICAL WORKS-DAMS AND BARR	410608	-12907070
9	MECHANICAL WORKS-TUNNELS AND	410610	-3155528
10	AL WORKS-TAIL RACE INCLUDING DI	410611	-1608398
11	MAIN GENERATING EQUIPMENT	410701	-47524883
12	GENERATOR STEP UP TRANSFORMER	410702	-4168814
13	OTHER POWER PLANT TRANSFORMER	410703	-864110
14	COOLING WATER SYSTEMS	410704	-889882
15	EHV SWITCHGEAR SYSTEMS	410705	-9551538
16	DC SYSTEMS/BATTERY SYSTEMS	410707	-345889
17	POWER AND CONTROL CABLES	410708	-2021664
18	CONDITIONING AND VENTILATION SYS	410709	-707071
19	LINE CARRIER COMMUNICATION SYS	410710	-192519
20	ROL, METERING AND PROTECTION S	410711	-3512816
21	AUXILIARY AND ANCILLARY SYSTEMS	410712	-731347
22	CELLANEOUS POWER PLANT EQUIPM	410713	-2329523
23	Construction of new water tank at store complex (sector-a) for water supply at colonies	411201	-16316
24	Server HP(Compag)	411801	-16824
25	SERVER MAKE: HP MODEL: ML350E	411801	-364740
26	SERVER MAKE: HP MODEL: ML350E	411801	-364740
27	HDD EXTERNAL 500GB IOMEGA	411801	-1
28	WINDOWS SERVER STD 2012 SNGL	411801	-320999
29	SERVER IBM INTEL XECON (MODEL	411804	-46072
30	2TB EXTERNAL HDD	411804	-7800
31	2TB EXTERNAL HDD	411804	-7800
32	2TB EXTERNAL HDD	411804	-7800
33	2TB EXTERNAL HDD	411804	-7800
34	2TB EXTERNAL HDD	411804	-7800
35	1 TB BACKUP PLUS 2.5" EXTERNAL H	411804	-5933
36	1 TB BACKUP PLUS 2.5" EXTERNAL H	411804	-5618
37	EXTERNAL HARD DISK 1TB , SUPPO	411804	-5200
38	1 TB BACKUP PLUS 2.5" EXTERNAL H	411804	-5275
39	1 TB BACKUP PLUS 2.5" EXTERNAL H	411804	-5275
40	1 TB BACKUP PLUS 2.5" EXTERNAL H	411804	-5275
41	1 TB BACKUP PLUS 2.5" EXTERNAL H	411804	-5275
42	1 TB BACKUP PLUS 2.5" EXTERNAL H	411804	-5275
43	1 TB BACKUP PLUS 2.5" EXTERNAL H	411804	-5275
44	1 TB BACKUP PLUS 2.5" EXTERNAL H	411804	-5275
45	1 TB BACKUP PLUS 2.5" EXTERNAL H	411804	-5275
46	1 TB BACKUP PLUS 2.5" EXTERNAL H	411804	-5275
47	1 TB BACKUP PLUS 2.5" EXTERNAL H	411804	-5275
48	1 TB BACKUP PLUS 2.5" EXTERNAL H	411804	-5275
49	8 PORT FXO / FXS VOIP MODEM	411804	-12385



301

(Signature)
Manager (F)

50	8 PORT FXO / FXS VOIP MODEM	411804	-12385
51	8 PORT FXO / FXS VOIP MODEM	411804	-12385
52	8 PORT FXO / FXS VOIP MODEM	411804	-12385
53	8 PORT FXO / FXS VOIP MODEM	411804	-13808
54	WIFI ROUTER, LINKSYS MAKE MODE	411804	-25080
55	WIFI ROUTER, LINKSYS MAKE MODE	411804	-25080
56	Switch & Acc.	411804	-6373
57	Windows 03 Surface 5 user	411804	-1
58	Rock President Make	411804	-1
59	LAN PERIFERALS AS GIVEN BELOW	411804	-54808
60	LAN EXTENDER	411804	-7157
61	USB 3G DATA CARD	411804	-1943
62	WIRELESS N ACCESS POINT, MAKE	411804	-5700
63	CANOPY, MICROWAVE RADIO LINK,	411805	-28335
64	CANOPY, MICROWAVE RADIO LINK,	411805	-28335
65	CANOPY, MICROWAVE RADIO LINK,	411805	-28335
66	CANOPY, MICROWAVE RADIO LINK,	411805	-28335
67	CANOPY, MICROWAVE RADIO LINK,	411805	-28335
68	CANOPY, MICROWAVE RADIO LINK,	411805	-28335
69	CANOPY, MICROWAVE RADIO LINK,	411805	-28335
70	CANOPY, MICROWAVE RADIO LINK,	411805	-28335
71	INMARSAT Telephone Set Assembly, A	411805	-18323
72	VSAT based on doma technology to sup	411805	-120964
73	INSTALLATION CHARGES OF VSAT S	411805	-1
74	DATA ROUTER MATRIX GSM FCT	411805	-1
75	Providing & Laying soiling and PCC from RD 0.00 to RD 123.00 m at Store area, Sector-A	410201	-193172
76	RENOVATION OF COLONY ROADS BY METALLING AND PROVIDING PREMIX CARPETING AT SEC-A, TLD III PS	410201	-80090
77	EXTENSION OF QUALITY CONTRAOL OFFICE AT STORE COMPLEX, SECTOR-A, TLD III PS	410304	-14369
	Total		-311967032



(Signature)

प्रबंधक (दित)
Manager (F)
 एन.एच.पी.सी. लि./N.H.P.C.LTD.
 टि.एल.डि.पि-III रम्बी/T'.DP-III Rambo
 पो० रियांग, दार्जिलिंग-७३४३२९
 P.O. Reang, Darjeeling (W.B.) 73432



Note no. 11.1 Capital Work In Progress

(Amount in Rupees)

Particulars	1-Apr-2014	Addition	Adjustment	Capitalised	31-Mar-2015
i) Roads and Bridges	-	8694770	-	8694770	-
ii) Buildings	32634839	38808222	(39567505)	19329243	12546313
iii) Railway sidings	-	-	-	-	-
iv) Hydraulic Works(Dams, Water Conductor system, Hydro mechanical gates, tunnels)	18430706	132458765	39567505	190312559	144417
v) Generating Plant and Machinery	-	109661623	-	109661623	-
vi) Plant and Machinery - Sub station	-	2212309	-	-	2212309
vii) Plant and Machinery - Transmission lines	-	-	-	-	-
viii) Plant and Machinery - Others	-	-	-	-	-
ix) Construction Equipment	-	-	-	-	-
x) Water Supply System/Drainage and Sewerage	294754	5438638	-	4501717	1231675
xi) Other assets awaiting installation	212048	25268128	-	25480176	-
xii) CWIP - Assets Under 5 KM Scheme Of the GOI	-	-	-	-	-
xiii) Survey, investigation, consultancy and supervision charges	-	-	-	-	-
xiv) Expenditure on compensatory Afforestation	-	-	-	-	-
xv) Expenditure During Construction *	-	-	-	-	-
Less: Provided for	-	-	-	-	-
Sub total (a)	51572347	322542455	-	357980088	16134714
* For addition during the period refer Note No. 28					
	1-Apr-2014		Adjustment		31-Mar-2015
Construction Stores (for valuation refer Accounting Policy no.7)	31408924			(19865629)	11543295
Less : Provisions for construction stores	2433934			-	2433934
Sub total (b)	28974990			(19865629)	9109361
TOTAL	80547337	322542455	(19865629)	357980088	25244075
Previous year	17774254791	637521092	(12088159)	18319140387	80547337

Explanatory Note: -

1) Underground Works amounting to ₹ NIL (Previous Year ₹ NIL) created on Land - Right to use, are included under respective heads of CWIP.

2) Capital Expenditure on projects approved by the competent authority undergoes revision over period of time as hydroelectric projects are time intensive and some takes longer period than envisaged. As a consequence the cost escalation occur, which requires approval of competent authority. Pending such approval the expenditure incurred during the period is carried forward in capital work in progress.

Note no. 11.2 Intangible Assets Under Development

(Amount in Rupees)

Particulars	1-Apr-2014	Addition	Adjustment	Capitalised	31-Mar-2015
i) Intangible assets under development					-
TOTAL	-	-	-	-	-
Previous year	-	-	-	-	-



303

एस. अधिकारी /S. Adh
मुख्य अभियंता (प्रभारी)/Chief Engineer (Incharge)



PARTICULARS	As at 31st March, 2015			As at 31st March, 2014		
	Number of shares/ bonds/ securities	Face value per share/ bond/ security (In Rs.)	Amount in Rs.	Number of shares/ bonds/ securities	Face value per share/ bond/ security (in Rs.)	Amount in Rs.
..... NIL						


Note no. 13 LOANS AND ADVANCES

PARTICULARS	As at 31st March, 2015			As at 31st March, 2014		
	Long Term	Short Term	Total	Long Term	Short Term	Total
a) CAPITAL ADVANCES						
Secured (considered good)	-	-	-	-	-	-
Unsecured (considered good)						
- Against bank guarantee	7958077	-	7958077	10598247	-	10598247
- Others	-	-	-	-	-	-
Less : Provision for expenditure awaiting utilisation certificate	-	-	-	-	-	-
Unsecured (considered doubtful)	-	-	-	-	-	-
Less : Provisions for doubtful advances 1*	-	-	-	-	-	-
b) DEPOSITS						
- Unsecured (considered good)	159857388	-	159857388	138432720	-	138432720
- Unsecured (considered doubtful)	-	-	-	-	-	-
Less : Provision against demand raised by Govt.Depts. 2*	168357824	-	168357824	-	-	-
Less : Provision for Doubtful Deposits 3*	-	-	-	-	-	-
c) OTHER LOANS & ADVANCES						
Employees (including accrued interest)						
- Secured (considered good)	28093099	3622323	31715422	17953617	2683202	20636819
- Unsecured (considered good)	174323	5354424	5528747	4907008	5209897	10116905
- Unsecured (considered doubtful)	-	-	-	-	-	-
Advance to contractor / supplier						
- Secured (considered good)	-	-	-	-	-	-
- Unsecured (considered good)	-	-	-	-	-	-
- Against bank guarantee	-	-	-	-	-	-
- Others	-	4993236	4993236	-	5070159	5070159
- Unsecured (considered doubtful)	-	-	-	-	-	-
Loan to State Government in settlement of dues from customer						
- Secured (considered good)	-	-	-	-	-	-
- Unsecured (considered good)	-	-	-	-	-	-
- Unsecured (considered doubtful)	-	-	-	-	-	-
Advance to Government of Arunachal Pradesh						
- Secured (considered good)	-	-	-	-	-	-
- Unsecured (considered good)	-	-	-	-	-	-
- Unsecured (considered doubtful)	-	-	-	-	-	-
Other advances						
- Unsecured (considered good)	-	11431145	11431145	108333	9119837	9228170
- Unsecured (considered doubtful)	-	-	-	-	-	-
Less : Provisions for doubtful Other loans & advances 4*	-	-	-	-	-	-
Advance income tax & tax deducted at source	-	-	-	-	-	-
Total	27725063	25401128	53126191	171999925	22083095	194083020

	Long Term	Short Term	Total	Long Term	Short Term	Total
Provisions for doubtful advances 1*						
Opening Balance	-	-	-	-	-	-
Addition during the year / period	-	-	-	-	-	-
Used during the year / period	-	-	-	-	-	-
Reversed during the year / period	-	-	-	-	-	-
Closing balance	-	-	-	-	-	-

	Long Term	Short Term	Total	Long Term	Short Term	Total
Provisions against Demand raised by Govt. Deptt. *2						
Opening Balance	-	-	-	-	-	-
Addition during the year / period	168357824	-	168357824	-	-	-
Used during the year / period	-	-	-	-	-	-
Reversed during the year / period	-	-	-	-	-	-
Closing balance	168357824	-	168357824	-	-	-

	Long Term	Short Term	Total	Long Term	Short Term	Total
Provisions for Doubtful Deposits *3						
Opening Balance	-	-	-	-	-	-
Addition during the year / period	-	-	-	-	-	-
Used during the year / period	-	-	-	-	-	-
Reversed during the year / period	-	-	-	-	-	-
Closing balance	-	-	-	-	-	-



304

प्रबंधक (वित्त)
Manager (Finance)
NHPCL

	Long Term	Short Term	Total	Long Term	Short Term	Total
Provisions for Doubtful Loans & Advances *4						
Opening Balance	-	-	-	-	-	-
Addition during the year / period	-	-	-	-	-	-
Used during the year / period	-	-	-	-	-	-
Reversed during the year / period	-	-	-	-	-	-
Closing balance	-	-	-	-	-	-

Note no. 14.1 OTHER NON-CURRENT ASSETS

(Amount in Rupees)

PARTICULARS	As at 31st March, 2015	As at 31st March, 2014
Long term trade receivable	-	-
Others	-	-
Interest accrued on:		
- Advance to Government of Arunachal Pradesh	-	-
- Others	-	-
Deferred Foreign Currency Fluctuation Assets	-	-
Deferred Expenditure on Foreign Currency Fluctuation	-	-
Total	-	-

Note no. 15 CURRENT INVESTMENTS

(Amount in Rupees)

PARTICULARS	As at 31st March, 2015			As at 31st March, 2014		
	Number of shares/ bonds/ securities	Face value per share/ bond/ security (In Rs.)	Amount in Rs.	Number of shares/ bonds/ securities	Face value per share/ bond/ security (in Rs.)	Amount in Rs.
NIL						

Note no. 16 INVENTORIES

(Amount in Rupees)

PARTICULARS	As at 31st March, 2015		As at 31st March, 2014	
(Valuation as per Accounting Policy No. 7)				
Stores and spares	4870881		4570275	
Stores in transit/ pending inspection	-	4870881	72216	464249
Loose tools		19556		19551
Scrap inventory		-		
Material at site		-		
Material issued to contractors/ fabricators		-		
Inventory for Self Generated VER's		-		
Less: Provision for Obsolescence & Diminution in Value *1		-		
Total		4890437		4662041
Provision for Obsolescence & Diminution in Value *1				
Opening Balance				
Addition during the year / period				
Used during the year / period				
Reversed during the year / period				
Closing balance				

Handwritten signature




PARTICULARS	As at 31st March, 2015	As at 31st March, 2014
Trade Receivables outstanding for a period exceeding six months from the date they become due for payment		
- Secured - Considered good		
- Unsecured - Considered Good		
- Unsecured - Considered Doubtful		
Other Trade Receivables		
- Secured - Considered good		
- Unsecured - Considered Good		
- Unsecured - Considered Doubtful		
Less: Provision for doubtful debts *1		
Total		

Provisions for doubtful debts *1		
Opening Balance		
Addition during the year / period		
Used during the year / period		
Reversed during the year / period		
Closing balance		

Explanatory Note: -

Debt due by directors or other officers of the company or any of them either severally or jointly with any other person or debts due by firms or private companies respectively in which any director of the Company is a partner or a director or a member amounts to Rs. NIL (Previous year Rs. NIL).

no. 18 CASH AND BANK BALANCES

(Amount in Rupees)

PARTICULARS	As at 31st March, 2015	As at 31st March, 2014
A Cash and Cash Equivalents		
Cash on hand		
(includes stamps on hand of Rs. Nil ,Previous year Rs. Nil)	83388	19500
Cheques, drafts on hand		
Balances with banks		
• With scheduled banks		
- In current account		
- Self Insurance Fund		
- Others	326020	352610
- In deposits account (Deposits with maturity of three months or less)		
- Self Insurance Fund		
- IPO Proceeds		
- Others		
• With other banks		
- In current account		
Bank of Bhutan		
Deutsche Bank		
Barclay's Bank		
Standard Chartered Bank		
B Other Bank Balances		
Deposits with maturity of more three months but less than/upto 12 months		
• With scheduled banks		
- Self Insurance Fund		
- IPO Proceeds		
- Others		
Deposit account-Unpaid Dividend		
Deposits with more than 12 months maturity		
- Self Insurance Fund		
- IPO Proceeds		
- Others		
Total	409408	372110

Explanatory Note: -



प्रबंधक (वित्त)
 Manager (F)
 एन.एच.पी.सी. लि./N.H.P.C.LTD
 टि.एल.डि.पि-III रम्बो/T_DP-III Ra
 पो० रियांग, दार्जिलिंग-734321
 P.O.Reang, Darjeeling (W.B.) 734

PARTICULARS	As at 31st March, 2015	As at 31st March, 2014
a) Interest accrued on:		
Loan to State Government in settlement of dues from customers	-	-
Deposits	-	-
- IPO	-	-
- Self Insurance	-	-
- Other deposits	-	-
Others	-	-
- Considered Good	-	-
- Considered Doubtful	-	-
Less: Provisions for Doubtful Interest *1	-	-
b) Receivable on account of unbilled revenue	-	-
c) Receivable from Subsidiaries / JV's	-	-
d) Interest recoverable from beneficiary	-	-
e) Claims recoverables	20738633	222762616
Less: Provisions for Doubtful Claims *2	-	207940190
Work In Progress	-	-
f) Construction work in progress(on behalf of client)	-	-
Consultancy work in progress(on behalf of client)	-	-
g) Surplus Assets / Obsolete Assets held for disposal	372886	640449
h) Expenditure awaiting adjustment	-	-
Less: Provision for project expenses awaiting write off sanction *3	-	-
i) Losses awaiting write off sanction/pending investigation	4537088	5391275
Less: Provision for losses pending investigation/awaiting write off / sanction *4	4537088	5391275
j) Others	-	-
Total	21111519	15462875

Provisions for Doubtful Interest *1

Opening Balance
Addition during the year / period
Used during the year / period
Reversed during the year / period

Closing balance

0

Provisions for Doubtful Claims *2

Opening Balance
Addition during the year / period
Used during the year / period
Reversed during the year / period

Closing balance

207940190

24580000

207940190

3785981

0

207940190

Provision for project expenses to be written off *3

Opening Balance
Addition during the year / period
Used during the year / period
Reversed during the year / period

Closing balance

0

Provision for losses pending investigation / awaiting write off sanction *4

Opening Balance
Addition during the year / period
Used during the year / period
Reversed during the year / period

Closing balance

5391275

564175

6,26,818

14,81,005

25047

4537088

5391275

Explanatory Note: -

1) Surplus Assets / Obsolete Assets held for disposal are shown at lower of book value and net realizable value.



प्रबंधक (वित्त)
Manager (F)

एन.एच.पी.सी. लि./N.H.P.C.LTD.
टि.एल.डि.पि-III रमती/T'DP-III Ramoti
पो० रियांग, दार्जिलिंग-७३४३२९
P.O. Raang, Darjeeling (W.B.) 734329

PARTICULARS	For the year ended 31st March, 2015	For the year ended 31st March, 2014
A SALES		
SALE OF POWER	3421458465	1140782422
Less :		
Sales adjustment on a/c of Foreign Exchange Rate Variation	-	-
Tariff Adjustments	-	-
Regulated Power Adjustment	-	-
Income from generation of electricity - precommissioning (Transferred to EDC Note no. 28 A)	-	1712727
Sub total A	3421458465	1139069695
B ADVANCE AGAINST DEPRECIATION		
During the year/period	-	-
Less : Written back during the year/period	-	-
Sub total B	-	-
C OTHER OPERATING INCOME		
Interest from Beneficiary States	-	-
Sub total C	-	-
D REVENUE FROM CONTRACTS, PROJECT MANAGEMENT AND CONSULTANCY WORKS		
Contract Income	-	-
Revenue from Project management/ Consultancy works	-	-
Sub total D	-	-
TOTAL (A-B+C+D)	3421458465	1139069695

Explanatory Note: -

1) Sales includes Rs. 9,08,06,186 (Corresponding Previous period Rs. Nil) on account of earlier year sales arising out of finalisation of tariff in current period. - For power stations only




प्रबंधक (वित्त)
Manager (F)
एन.एच.पी.सी. लि./N.H.P.C.LTD.
टि.एल.डि.पे-III रस्ता/T' DP-III Ramda
पो० रियांग, दार्जिलिंग-७३४३२९
P.O. Reang, Darjeeling (W.B.) 734329



PARTICULARS	For the year ended 31st March, 2015	For the year ended 31st March, 2014
A) Income from Non-Current Investments		
Trade		
- Dividend from subsidiaries	-	-
- Dividend -Others	-	-
- Interest - Government Securities (8.5% tax free bonds issued by the State Governments)	-	-
Non-Trade		
- Dividend income -Mutual Fund	-	-
- Dividend income -Others	-	-
- Interest-(Self Insurance Fund)	-	-
B) <u>Other Income</u>		
Interest		
- Loan to State Government in settlement of dues from customers	-	-
- Loan to Government of Arunachal Pradesh	-	-
-Deposit Account - Self Insurance Fund	-	-
-Deposit Account - Other than self insurance fund	-	-
- Employee's Loans and Advances	2064175	1733807
- Others	-	-
Late payment surcharge	-	-
Net Gain/Loss on Sale of Mutual Fund	-	-
Income From Sale of Self Generated VERS	-	-
Realization of Loss Due To Business Interruption	-	-
Profit on sale of assets	278037	521128
Liability/ Provisions not required written back #	3742017	4,593
Others	113362324	8232380
Exchange rate variation	7420104	2386833
TOTAL	126866657	17310741
Add/(Less): C.O./Regional Office/PID Expenses	5673546	5064480
TOTAL	132540203	22375221
Less: Income transferred to EDC	-	2826524
Less: Income transferred to Advance Deposit from Client/Contractees and against Deposit Works	-	-
Total carried forward to Statement of Profit & Loss	132540203	19548697
#Detail of Liability/Provisions not required written back		
a) Bad and doubtful Advances (*1 under Note 13)	-	-
b) Bad and doubtful deposits (*3 under Note 13)	-	-
c) Other doubtful Loans & Advancesm (*4 under Note 13)	-	-
d) Diminution in value of stores and spares (*1 under Note 16)	-	-
e) Bad and doubtful debts (*1 under Note 7)	-	-
f) Bad and doubtful claims (*2 under Note 7)	-	-
g) Project expenses awaiting w/o reversed (*3 under Note 19)	-	-
h) Losses pending investigation/awaiting write off sanction (*4 under Note 19)	-	-
i) Provision for wage revision	-	-
j) Provision for PRP / Incentive /Productivity Linked Incentive [Item (a) vi under Note 7]	3737713	2136005
k) Provision for Superannuation/Pension Fund [Item (a) vii under Note 7]	-	-
l) Provision for Retirement benefits (Gratuity, Leave Encashment, REHS, Mommento etc)	-	-
m) Provision for tariff adjustment [Item (e) under Note 7]	-	-
n) Provision for Committed Capital Expenditure [Item (f) under Note 7]	-	-
o) Others	4304	2300588
TOTAL	3742017	4436593



309


प्रबन्धक (वित्त)
Manager (F)
 एन.एच.पी.सी. लि./N.H.P.C.LTD.
 टि.एल.डि.पि.-III रमो/T.L.D.P.-III Ramo
 पो० रियांग, दार्जिलिंग-734329
 P.O. Reang, Darjeeling (W.B.) 734329

PARTICULARS	For the year ended 31st March, 2015	For the year ended 31st March, 2014
A. GENERATION EXPENSES		
(i) Water Usage Charges	-	-
(ii) Consumption of stores and spare parts	26558987	5838419
B. Direct Expenditure on Contract, Project Management and Consultancy Works	-	-
C. REPAIRS & MAINTENANCE		
- Building	15923297	9594807
- Machinery	22933569	10670147
- Others	49618748	95179310
D. ADMINISTRATION EXPENSES		
Rent & Hire Charges	11823444	10653381
Rates and taxes	899009	805616
Insurance	30834255	23052840
Utilization of Self Insurance Fund	-	-
Security expenses	66502702	31716608
Electricity Charges	25958525	19992427
Travelling and Conveyance	5791456	5432603
Expenses on vehicles	10495108	9297247
Telephone, telex and Postage	3400010	2957243
Advertisement and publicity	2975375	2608270
Entertainment and hospitality expenses	34502	16050
Printing and stationery	2026505	1333104
Consultancy charges - Indigenous	3658344	2681479
Consultancy charges - Foreign	-	-
Audit expenses (Refer detail below)	139140	67416
Expenses on compensatory afforestation/ catchment area treatment/ environmental expenses	2546941	59302930
Expenditure on land not belonging to company	-	-
Loss on sale of assets	-	-
Assets / claims written off	645748	-
Books & Periodicals	30740	55717
Donation	-	-
CSR/ Sustainable Development/ Community Development Expenses	13617289	43956479
Directors' expenses	-	-
Research and development expenses	-	-
Interest on Arbitration/ Court Cases	-	-
Interest to beneficiary states	-	-
Rebate to customers	-	-
Expenditure on Self Generated VER's	-	-
Expenses for Regulated Power	-	-
Less: - Exp Recoverable on Regulated Power	-	-
Exchange rate variation	980484	7737740
Other general expenses	24333667	21592027
Sub-total	321727845	364541860
Add/(Less): C.O./Regional Office/PID Expenses	29231108	25422342
Sub-total	350958953	389964202
Less: Amount transferred to EDC	-	33504659
Less: Recoverable from Deposit Works	-	-
Total (A to E) = i	350958953	356459543




प्रबंधक (वित्त)
Manager (F)
एन.एच.पी.सी. लि./N.H.P.C.LTD.
टै.एल.डि.पि.-III रमबी/T DP-III Rano
पो० रियांग, दार्जिलिंग-७३४३२९
P.O. Raang, Darjeeling (W.B.) 734132



PARTICULARS		For the year ended 31st March, 2015	For the year ended 31st March, 2014
E	PROVISIONS		
	Bad and doubtful debts provided	-	-
	Bad and doubtful advances / deposits provided	-	-
	Bad and doubtful claims provided	-	-
	Diminution in value of stores and spares	-	-
	Shortage in store & spares provided	-	-
	Provision against diminution in the value of investment	-	-
	Project expenses provided for	-	-
	Provision for fixed assets/ stores provided for	-	-
	Diminution in value of Inventory of Self Generated VER's Provided for	-	-
	Provision for CAT Plan	-	-
	Others	-	-
	Sub-total	-	-
	Add/(Less): C.O./Regional Office/PID Expenses	-	-
	Sub-total	-	-
	Less: Amount transferred to EDC	-	-
	Less: Recoverable from Deposit Works	-	-
	Total (E) = ii	-	-
	Total carried forward to Statement of Profit & Loss	Total (i) + (ii)	
		350958953	356459543

Explanatory Note: -

1) The Company's significant leasing arrangements are in respect of operating leases of premises for offices, guesthouses & transit camps. These leasing arrangements which are not non-cancellable, are usually renewable on mutually agreeable terms. Lease payments in respect of premises for offices, guest house & transit camps are shown in Rent.

2) Pending notification of revision order by CERC in respect of true up application filed by the company under CERC notification dated 19.01.2009, an amount of Rs. Nil (Previous period Rs. Nil) has been provided in the books during the period ended 31.03.2015 towards Interest to Beneficiary States, which may have to be paid in case of reduction in tariff as a result of said revision order. - For power stations only

3) Detail of audit expenses are as under: -

	As on 31.03.2015	As on 31.03.2014
i) Statutory auditors		
As Auditor		
Audit Fees	-	-
Tax Audit Fees	-	-
In other Capacity	-	-
Taxation Matters	-	-
Company Law Matters	-	-
Management Services	44819	-
Other Matters/services	25542	-
Reimbursement of expenses	70361	-
ii) Cost Auditors		
Audit Fees	61279	67416
Reimbursement of expenses	7500	-
Total Audit Expenses	139140	67416




प्रबंधक (वित्त)
Manager (F)
 एन.एच.पी.सी. लि./N.H.P.C.LTD.
 टि.एल.डि.पि-III रम्बी/T.L.DP-III Ramon
 पो० रियांग, दार्जिलिंग-७३४३२९
 P.O. Reang, Darjeeling (W.B.) 73432



Note no. 23 EMPLOYEE BENEFITS EXPENSE

(Amount in Rupees)

PARTICULARS	For the year ended 31st March, 2015	For the year ended 31st March, 2014
Salaries, wages, allowances	207869989	199771742
Gratuity, Contribution to provident fund & pension scheme (incl. administration fees)	33707459	32365356
Staff welfare expenses	11739296	14718217
Leave Salary & Pension Contribution	-	-
TOTAL	253316744	246855315
Add/(Less): C.O./Regional Office Expenses	96142623	95282233
TOTAL	349459367	342137548
Less: Employee Cost transferred to EDC	-	1826298
Less: Recoverable from Deposit Works	-	4144653
Total carried forward to Statement of Profit & Loss	349459367	336166597

Explanatory Note: -

1) The Company's significant leasing arrangements are in respect of operating leases of premises for residential use of employees. These leasing arrangements, which are not non-cancellable, are usually renewable on mutually agreeable terms. Salaries, wages, allowances includes Rs. ----- (Corresponding Previous period Rs. -----) towards lease payments in respect of premises for residential use of employees.

	For the year ended 31st March, 2015	(Rs. In) For the year ended 31st March, 2014
2) Gratuity, Contribution to provident fund & pension scheme include contributions:		
i) towards Employees Provident Fund	13506511	13172213
ii) towards Employees Defined Contribution Superannuation Scheme	18391652	17037089

Note no. 24 FINANCE COST

(Amount in Rupees)

PARTICULARS	For the year ended 31st March, 2015	For the year ended 31st March, 2014
a) <u>Interest on :</u>		
Government of India loan	-	-
Bonds	83950012	84428868
Foreign loan	-	-
Term loan	873311806	901049213
Cash credit facilities /WC DL	-	-
Other interest charges	-	-
sub total	957261818	985478081
b) <u>Other Borrowing Cost</u>		
Loss on Hedging Transactions	-	-
Bond issue/ service expenses	30028	407460
Royalty	-	-
Commitment fee	57253	29450
Guarantee fee on foreign loan	-	-
Other finance charges	2637818	834170
sub total	2725099	1271080
c) <u>Applicable net gain/ loss on Foreign currency transactions and translation</u>		
Exchange differences regarded as adjustment to interest cost	-	-
Less: Interest adjustment on account of Foreign Exchange Rate Variation	-	-
sub total	-	-
Total	959986917	986749161
Add/(Less): C.O./Regional Office/PID Expenses	8169	21327
TOTAL	959995086	986770488
Less: Finance Cost transferred to EDC	-	16317610
Less: Recoverable from Deposit Works	-	-
Total carried forward to Statement of Profit & Loss	959995086	970452878

Note no. 25 DEPRECIATION AND AMORTIZATION EXPENSES

(Amount in Rupees)

PARTICULARS	For the year ended 31st March, 2015	For the year ended 31st March, 2014
Depreciation & Amortisation Expenses	938522307	940651857
Depreciation adjustment on account of Foreign Exchange Rate Variation	-	-
Add/(Less): C.O./Regional Office / PID Expenses	4940424	2445344
TOTAL	943462731	943097201
Less: Depreciation & Amortisation Expenses transferred to EDC	-	-
Less: Recoverable from Deposit Works	-	-
Total carried forward to Statement of Profit & Loss	943462731	943097201



प्रबंधक (वित्त)
Manager (F)
एन.एच.पी.सी. लि./N.H.P.C.LTD.
दि.एन.दि.पि-III एन/IT,DP-III राउण्ड
को स्थान, दार्जिलिंग-734321
P.O. Raang, Darjeeling (W.B.) 734321

PARTICULARS	For the year ended 31st March, 2015	For the year ended 31st March, 2014
INCOME		
Sale of Electricity	-	-
Advance Against Depreciation written back	-	-
Interest/Surcharge from debtors	-	-
Others	-	-
SUB TOTAL	-	-
EXPENDITURE		
Salaries & Wages	-	-
Repair & Maintenance	796843	8351
Finance Cost	-	-
Depreciation & Amortization	-	-
Others	(6029921)	(853176)
SUB TOTAL	(5233078)	(844825)
TOTAL	(5233078)	(844825)
Add/(Less): C.O./Regional Office/PID Expenses	3753	6403
TOTAL	(5229325)	(838422)
Less: Prior Period Expenses transferred to EDC	-	40687
Prior period expenses	-	40687
Less Prior period income	-	-
Total	(5229325)	(879109)
Less: Recoverable from Deposit Works	-	-
Total carried forward to Statement of Profit & Loss	(5229325)	(879109)

Note no. 27 TAX EXPENSES

	For the year ended 31st March, 2015	For the year ended 31st March, 2014
Current Tax	-	-
Income Tax Provision	-	-
Adjustment Relating To Earlier periods	-	-
Deferred Tax	-	-
Less: Recoverable	-	-



प्रबंधक (वित्त)
Manager (F)
 एन.एच.पी.सी. लि./N.H.P.C.LTD.
 टि.एल.डि.पि-III रम्बी/T'DP-III Rambi
 पो० रियांग, दार्जिलिंग-७३४३२९
 P.O. Reang, Doojelling (W.B.) 734329



PARTICULARS		For the year ended 31st March, 2015	For the year ended 31st March, 2014
A.	EMPLOYEE BENEFITS EXPENSE		
	Salaries, wages, allowances	-	1678886
	Gratuity and contribution to provident fund	-	141775
	Staff welfare expenses	-	5637
	Leave Salary & Pension Contribution	-	-
	Sub-total	-	1826298
B.	REPAIRS & MAINTENANCE		
	Building	-	-
	Machinery	-	-
	Others	-	-
	Sub-total	-	-
C.	ADMINISTRATION & OTHER EXPENSES		
	Rent	-	-
	Rates and taxes	-	-
	Insurance	-	-
	Security expenses	-	-
	Electricity Charges	-	-
	Travelling and Conveyance	-	-
	Expenses on vehicles	-	-
	Telephone, telex and Postage	-	2379
	Advertisement and publicity	-	-
	Entertainment and hospitality expenses	-	-
	Printing and stationery	-	-
	Design and Consultancy charges:		
	- Indigenious	-	-
	- Foreign	-	-
	Expenses on compensatory afforestation/ catchment area treatment/ environmental expenses	-	33502280
	Expenditure on land not belonging to company	-	-
	Assets/ Claims written off	-	-
	Losses on sale of assets	-	-
	Other general expenses	-	-
	Remuneration to Auditors	-	-
	Exchange rate variation (Debit)	-	-
	Sub-total	-	33504659
D.	FINANCE COST		
	Interest on :		
	Government of India loan	-	-
	Bonds	-	1471411
	Foreign loan	-	-
	Term loan	-	14846199
	e) Cash credit facilities /WCDL	-	-
	Exchange differences regarded as adjustment to interest cost	-	-
	Loss on Hedging Transactions	-	-
	Bond issue/ service expenses	-	-
	Commitment fee	-	-
	Guarantee fee on loan	-	-
	Other finance charges	-	-
	Sub-total	-	16317610
E.	PROVISIONS		
	Sub-total	-	-
F.	DEPRECIATION AND AMORTISATION EXPENSES		
	Sub-total	-	-
G.	PRIOR PERIOD EXPENSES		
	Prior Period Expenses	-	406872
	Less: Prior Period Income	-	-
	Sub-total	-	406872
H.	C.O./Regional Office Expenses:		
	Other Income	-	-
	Generation, Administration and Other Expenses	-	-
	Employee Benefits Expense	-	-
	Depreciation & Amortisation Expenses	-	-
	Finance Cost	-	-
	Provisions	-	-
	Prior Period Adjustment (Net)	-	-
	Sub-total	-	-
	GRAND TOTAL (A to H)	-	52055439
I.	LESS: RECEIPTS AND RECOVERIES		
a)	Other Income		
	Interest on loans and advances	-	-
	Miscellaneous receipts	-	2826524
	Profit on sale of assets	-	-
	Exchange rate variation (Credit)	-	-
	Provision/Liability not required written back	-	-
	Hire charges/ outturn on plant and machinery	-	-
	Sub-total	-	2826524
b)	Income from generation of electricity - precommissioning	-	1712727
	TOTAL	-	47516188



प्रबन्धक (वित्त)
Manager (F)
N.H.R.P.C.LTD.

Note No. : 29 – Other Explanatory Notes to Accounts

1. Disclosure relating to Contingent Liabilities:-

a) Claims against the Company not acknowledged as debts in respect of:

(i) Capital works

Contractors have lodged claims aggregating to worth Rs 450.54 crore (previous year Rs.478.15 crore) against the Company on account of rate & quantity deviation, cost relating to extension of time and idling charges due to stoppage of work/delays in handing over the site etc. These claims are being contested by the company as being not admissible in terms of provisions of the respective contracts or are lying at arbitration tribunal/other forums/under examination with the Company. It includes Rs. ^{221.72}348.76 crore (previous year Rs. ^{196.21}350.59 crore) towards arbitration awards including updated interest thereon against the Company, which has been challenged in the Court of Law.

The management has assessed the above claims and recognized a provision of Rs.101.78 crore ((previous year Rs.113.41 crore) based on probability of outflow of resources embodying economic benefits and estimated Rs.348.76 crore ((previous year Rs 350.39 crore) as the amount of contingent liability ie amounts for which Company may be held contingently liable. In respect of such estimated contingent claims either outflow of resources embodying economic benefits is not probable or a reliable estimate of the amount required for settling the obligation cannot be made. In respect of the rest of the claims/obligations, possibility of any outflow in settlement is considered as remote.

(ii) Land Compensation cases

In respect of land acquired for the projects, some of the land losers have filed claims for higher compensation amounting to Rs NIL (previous year Rs NIL) before various authorities/courts. Pending their settlement, the Company has assessed and provided an amount of Rs NIL ((previous year Rs NIL) based on probability of outflow of resources embodying economic benefits and estimated Rs.NIL (previous year Rs NIL) as the amount of contingent liability as outflow of resources is considered as not probable. In respect of the rest of the claims/obligations, possibility of any outflow in settlement is considered as remote.

(iii) Disputed Tax Demands

Disputed Income Tax/Sales Tax/Service Tax/ other taxes/duties matters pending before various appellate authorities amount to Rs.16.89 crore (previous year Rs.14.75 crore). Pending their settlement, the Company has assessed and provided an amount Rs.16.84((previous year Rs14.70 crore) based on probability of outflow of resources embodying economic benefits and rest of the claims i.e. Rs 0.05 Crore ((previous year Rs.0.05 crore) are being disclosed as contingent liability as outflow of resources is considered not probable. In respect of the rest of the claims/obligations, possibility of any outflow in settlement is considered as remote.

(iv) Others

Claims on account of other matters amount to Rs NIL (previous year Rs NIL). These claims are pending before various forums. Pending their settlement, the Company has assessed and provided an amount of Rs NIL ((previous year Rs NIL) based on probability of outflow of resources embodying economic benefits and estimated Rs NIL ((previous year Rs NIL) as the amount of contingent liability as outflow of resources is considered as not probable. In respect of the rest of the claims/obligations, possibility of any outflow in settlement is considered as remote.



प्रबंधक (वित्त)
Manager (F)
एन.एच.पी.सी. लि./N.H.P.C.LTD.
टि.एल.डि.पि-III रम्बी/T.DP-III Rambo
पो० रियांग, दार्जिलिंग-734329
P.O. Reang, Darrjeeling (W.B.) 73432

- b) A summary of above claims is attached as **Annexure-A**.
- c) The above contingent liabilities do not include contingent liabilities on account of pending cases in respect of service matters & others where the amount cannot be quantified.
- (d) It is not practicable to ascertain and disclose the uncertainties relating to outflow in respect of contingent liabilities.
- (e) There is possibility of reimbursement to the company of Rs NIL (previous year Rs NIL) towards above contingent liabilities.
- (f) An amount of Rs.NIL (previous year NIL) stands paid towards above contingent liabilities to contest the cases and is being shown as Current Assets.
2. Estimated amount of contracts remaining to be executed on capital account and not provided for is Rs. 18.60 Crore (Previous year Rs.16.22 Crore).
3. Pending approval of competent authority, provisional payments / provisions made towards executed quantities of works of some of the items beyond the approved quantities as also for extra items totalling to Rs.0.71 Crore (Previous year Rs 0.71 Crore) are included in Capital Work-in-Progress/Fixed Asset.
4. a) Balances shown under material issued to contractors, claims recoverable including insurance claims, advances for Capital expenditure, Sundry Debtors, Advances to Contractors, Sundry Creditors and Deposits/Earnest money from contractors are subject to reconciliation/ confirmation and respective consequential adjustments. Claims recoverable also include claims in respect of projects handed over or decided to be handed over to other agencies in terms of Government of India directives.
- b) In the opinion of the management, the value of current assets, loans and advances on realisation in the ordinary course of business, will not be less than the value at which these are stated in the Balance Sheet.
5. During the year, the following accounting policies have been modified/deleted:

Policy No.	Description	Impact on Profit for the year
2.5	Policy changed to present Fixed Assets declared surplus/awaiting disposal action in "Other current assets" instead of presenting them in Fixed Assets.	No impact
5.2.3	Policy on charging of depreciation in respect of items for which Company assessed rates are used. The policy has been changed to adopt the useful life and residual value as per Schedule-II of the Companies Act,2013 with effect from 01.04.2014.	Profit increased by Rs 178036/-
5.3	Policy on charging of depreciation in respect of items (excluding immovable assets) with written down value of Rs.5000/- or less at the beginning of the year are fully depreciated during the year with Rs.1/- as WDV.	Profit increased by Rs 218282/-
7.3	Policy on writing off loose tools in use having value of Rs. 5000/- or more have been deleted.	NO IMPACT



9.3	Policy on expenses on Ex-gratia payments & Notice Pay under Voluntary Retirement Scheme has been deleted.	No impact as the policy was redundant.
-----	---	--

Besides above, certain other accounting policies have been reworded/re-classified for the purpose of better disclosure which have no impact on profit.

6. Significant Accounting policy No. 4.4 was introduced during FY 2013-14. During audit of accounts for FY 2013-14 O/o C&AG desired to refer the accounting treatment followed by the company under ibid policy to EAC of ICAI. Accordingly Management has referred the issue to EAC of ICAI. Pending receipt of opinion, the same accounting treatment has been continued and amount of Rs NIL. (Previous year Rs NIL) has been capitalised/charged to Expenditure during construction till 31.03.2015 as per ibid policy.

7. The disclosure under Accounting Standard – 7 on Construction Contracts are as follows:

(Rs. in Crore)

Sl.	Particulars	31.03.2015	31.03.2014
1.	Aggregate amount of costs incurred and recognised profits (less recognised losses) on contracts in progress upto reporting date.	Nil	Nil
2.	Amount of advances received.	Nil	Nil
3.	Amount of retention.	Nil	Nil
4.	The gross amount due from customers for contract works as an asset.	Nil	Nil
5.	The gross amount due to customers for contract works as a liability.	Nil	Nil

Note: Above disclosures are to be given only in respect of Agency fee/Service charges of NHPC.

8. The effect of foreign exchange fluctuation during the year is as under:

(Rs. in Crore)

		For the period ended 31.03.2015	For the period ended 31.03.2014
(i)	Amount charged to Statement of Profit & Loss excluding depreciation (as FERV)	(0.64)	0.54
(ii)	Amount charged to Statement of Profit & Loss excluding depreciation (as Borrowing Cost)*	Nil	Nil
(iii)	Amount charged to Expenditure During Construction (as FERV)	Nil	Nil
(iv)	Amount charged to Capital work-in-progress (as FERV)	Nil	0.04
(v)	Amount adjusted by addition to the carrying amount of fixed assets	Nil	Nil

* There is however no impact on profitability of the Company, as the impact of change in foreign exchange rates is recoverable from beneficiaries in terms of prevailing CERC (terms & conditions of tariff) Regulations. The exchange rate variation for the year is



317

प्रबंधक (वित्त)
Manager (F)
एन.एच.पी.सी. लि./NHPC LTD.
ए.एल.डि.सि-III रस्ता/T/DP-III Ramo.

transferred to deferred foreign currency fluctuation assets (recoverable from beneficiaries) as per opinion of EAC of ICAI.

9. a) Electricity generation is the principal business activity of the Company. Other operations viz., Contracts, Project Management and Consultancy works do not form a reportable segment as per the Accounting Standard-17 on 'Segment Reporting'.
- b) The Company is having a single geographical segment as all its Power Stations are located within the Country.
10. Other disclosures as per Schedule-III of the Companies Act, 2013:-

(Rs. in Crore)

	Particulars	For the period ended 31.03.2015	For the period ended 31.03.2014
a)*	Value of imports calculated on CIF basis: i) Capital Goods ii) Spare parts	Nil	Nil
b)*	Expenditure in Foreign Currency i) Know - How ii) Interest iii) Other Misc. Matters	NIL NIL NIL 0.42	NIL NIL 0.95
c)*	Value of spare parts and Components consumed in operating units. i) Imported ii) Indigenous	NIL NIL	NIL NIL
d)*	Earnings in foreign currency i) Interest ii) Others	Nil	Nil

* Accrual basis.

11. Disclosure relating to verified emission reductions (VERs) is as under:-

Sl.	Description	Remarks
1.	No. of VERs held as Investment & the basis of valuation	NIL
2.	No. of VERs under certification	NIL
3.	Depreciation and operating and maintenance cost of Emission Reduction Equipment expensed during the period (Rs. in Crore)	Nil
4.	No. of VERs sold during the period ended 31.03.2015 with the value thereof.	Nil

12. Disclosures as required under Section 22 of The Micro, Small and Medium Enterprises Development Act, 2006 are as follows:-

(Rs. in Crore)

(i)	Principal amount <i>remaining unpaid</i> to Micro, small & medium enterprise.	0.17
(ii)	Interest accrued on principal amount remaining unpaid as (i) above	0.20
(iii)	Amount of Interest <i>paid</i> during the period along with the payment of principal amount made beyond 15 days or agreed time from the date of delivery/rendering of services.	
(iv)	Interest due but yet to be paid on principal paid during the period	NIL




(v)	Amount of further interest remaining due and payable even in the succeeding period, until such date when the interest dues as above are actually paid to the small enterprise, for the purpose of disallowance as deductible expenditure.
-----	---

13. Statutory dues which have not been deposited on account of any dispute:-

Name of the Statute	Nature of dues	Amount in `	Year to which it pertains	Forum at which case is pending
Income Tax Act, 1961	Income Tax	NIL	NA	NA
West Bengal VAT Act 2005	Sales Tax	1405797	2006-07	Sr. Joint Commissioner, Siliguri Circle
		7558164	2007-08	
		4291550	2008-09	
		713110	2009-10	
		1460401	2010-11	
Custom Act, 1962	Custom Duty	NIL	NA	NA
Finance Act, 1994	Service Tax	NIL	NA	NA
WB State Tax on Consumption of Use of Goods Act, 2001	Consumption Tax	234503	2003-04	Kolkata High Court
		96951	2005-06	
		231925	2005-06	

14. Sales, Interest on loans to State Govt., Interest income on tax-free bonds, exchange rate variation, interest on loans/bonds (expenditure), long term employee benefits expenses etc. have been accounted for based on Advices received from Corporate Office.
15. Disclosures as required under AS-15 on "Employee Benefits" AS-18 on "Related party disclosures" and AS-28 on "Impairment of Assets" etc. shall be dealt at Corporate Office.
16. Opening balances/corresponding figures for previous year have been re-grouped/re-arranged/re-cast, wherever necessary.



(Barun Kumar Ghosh)
Partner
M. No. 51028

(Manoj Kr. Baranwal)
प्रबंधक (फिन)
Manager (F)

एन.एच.पी.सी. लि./N.H.P.C.LTD.
टि.एल.डि.पि-III रम्बी/T.DP-III Rambi
पो. रियांग, बर्जिलिंग-७३४३२९
P.O. Reang, Dibring (W.B.) 73432



(S. Adhikari)
Chief Engineer(Incharge)

एस. अधिकारी /S. Adhikari
मुख्य अभियंता (प्रभारी)/Chief Engineer (Incharge)
तीस्ता लौ डैम-III पावर स्टेशन, रम्बी
Teesta Low Dam-III Power Station, Rambi



CAPITAL COMMITMENT AS ON 31.03.2015

ANNEX-4- TO NOTE-31

S.No.	Contract Details				Amended Value	Workdone		Total Payments and Liability	Estimated Amt of Contract Remaining	Exchange Rate	INR Amount
	Description	Party	Currency	Award Value		Running Account Payments	Liability/Provisions				
Major Works											
1	Civil Works for Barrage and PH	Patel Engineering Ltd.	INR	2281600000	4502102318	4499875218	0	4499875218	2227100	1.0000	2227100
2	Civil Works for Barrage and PH	Patel Engineering Ltd.	USD	2300000	3241918	3240664.45	0	3240664	1253.55	63.060	79049
3	EM Works-First Contract-Onshore	Andritz Hydro Pvt. Ltd.	INR	1681734267	2417276828	2336812754	45006240	2381818994	35457834	1.0000	35457834
4	EM Works--Second Contract	Andritz Hydro Pvt. Ltd.	INR	260931801	362982959	359239398		359239398	3743561	1.0000	3743561
5	HM Works-First Contract	TEXMACO	EURO	2954108	2669497	2161495.35	0	2161495.35	508001.65	68.420	34757503
6	HM Works-First Contract	TEXMACO	INR	521174660	580272275	542689031	0	542689031	37583244	1.0000	37583244
7	HM Works-Second Contract	TEXMACO	INR	88494768	98205773	89605680	0	89605680	8600093	1.0000	8600093
Other Civil Works											
1	Providing and Laying Vitrified Tiles at Powerhouse Control Room and Electrical Lab at Power house of TLD-III P.S..	M/s C B Pradhan & Sons	INR	1499000	1499000	0	1030862	1030862	468138	1.0000	468138
2	Roof Treatment and Expansion Joint work at Power house of TLD-III P.S.	M/s Vikram Trading	INR	1892257	1892257	1352604	209937	1562541	329716	1.0000	329716
3	Covering of exposed Cable trenches, Drains, Sump etc by providing RCC Cover/fixing gratings over in GIS area of TLD-III P.S.	M/s R R Enterprise	INR	1826134	1826134	0	868933	868933	957201	1.0000	957201
4	Covering of expose steel and finishing the breast wall of draft tube stop log	M/s Vikram Trading	INR	1766732	1766732	0	403832	403832	1362900	1.0000	1362900
5	Providing and fixing chequered plate over cable trenches maintenance seal	M/s R R Enterprise	INR	1224117	1224117	0	722444	722444	501673	1.0000	501673
6	Providing and fixing Paver block, S S Railing and other miscellaneous work along approach road (Y-Junction to Barrage Top) of Barrage of TLD-III P.S.	M/S Krishana Gupta, Suntalya Bazar	INR	2654771	2654771		150070	150070	2504701	1.0000	2504701
7	Construction of Dyke for erection of stop log at D/S of Baarage of TLD-III P.S.	Ruden Sada Lepcha, Kalimpong.	INR	7115857	7115857			0	7115857	1.0000	7115857
8	External Sewage pipe line & Plinth Protection for silt lab building at left bank of barrage of TLD-III P.S.	Binod Chandra Bhujel	INR	218934	218934		115110	115110	103824	1.0000	103824
9	Treatment of Expansion Joints & wall of CW Gallery and Gable end of Power house by Chemical Treatment of TLD-III P.S.	M/S Pinnacle Construction Solution, Siliguri	INR	3082724	3082724			0	3082724	1.0000	3082724
10	Construction of an office room at GIS Area of Powerhouse of TLD-III PS	M/S Sunrise Enterprises, Kalijhora	INR	1678506	1678506	0	0	0	1678506	1.0000	1678506
11	Construction of Room (Temporary) for visiting services engineers, shift duty employees etc. for Powerhouse at 27th Mile of TLD-III P.S.	M/S Teesta River Construction Co.	INR	6744348	6744348	3441871	2319705	5761576	982772	1.0000	982772
12	Providing Water Supply for room Sheds (Temporary) by Construction of water tank, pump house with pipeline at 27th Mile of TLD-III PS.	M/S Kanchanjunga Enterprises, Kalijhora	INR	2258673	2258673		987283	987283	1271390	1.0000	1271390
13	Construction of Main gate at O- Point and near 33 KVA Building access road from NH-31A to Powerhouse/ Barrage Control Room with protection works of TLD-III P.S.	M/S Srinivas Agarwal, Siliguri	INR	3479632	3479632	2605001	254900	2859901	619731	1.0000	619731
14	Construction of Water Tank at Sector-A for Water Supply in CISF area of TLD-III P.S.	M/S Evergreen Construction Co.	INR	273514	273514		3021	3021	270493	1.0000	270493
15	Construction of Chieldren Park at Sector-F of TLD-III P.S.	M/S Gonip Construction Co.	INR	205939	205939			0	205939	1.0000	205939
16	Providing G.I. Pipe line (65 mm) from store complex at Sector-A to Sector-F through Sector-C for Water Supply of TLD-III PS Colony.	M/S S.S. Construction Co. Mungpoo.	INR	3210197	3210197	2367099	809060	3176159	34038	1.0000	34038
17	Construction of D.G. Room Shed at Sector-F of TLD-III PS	M/s Evergreen Enterprise	INR	406359	406359		385312	385312	21047	1.0000	21047
18	Construction of Temporary accommodation for S.O. With bathroom and WC at CISF Barrack Premises of TLD-III PS	M/S Kanchanjunga Enterprises	INR	1627954	1627954	1011594	385325	1396919	231035	1.0000	231035
19	Construction of Officers Club cum Training Hall at Sector-F of TLD-III PS	M/S Kanchanjunga Enterprises, Kalijhora	INR	3297462	3297462		664747	664747	2632715	1.0000	2632715
20	Protection and Fencing at Parade Ground at Sector - F of TLD-III PS	M/S Evergreen Construction Co.	INR	2867291	2867291			0	2867291	1.0000	2867291
21	Construction of Puja Ghat near New Teesta Bridge at Teesta Bazar of TLD-III PS	M/S Brid Construction & Consultancy	INR	1258665	1258665	622284		622284	636381	1.0000	636381
22	Construction of drain along reservoir at 29th Mile of TLD-III PS	M/s C B Pradhan & Sons	INR	1095561	1095561		880132	880132	215429	1.0000	215429
23	Providing and Erecting Retaining Barrier along NH-31A in Rabi Area and 27th mile (Over a length of 2000 M)	M/S Advanced Geotech & Construction	INR	5396491	5396491		2690480	2690480	2706011	1.0000	2706011
24	Slop Protection and Geotextile lining work at RD 26.66 km from EL 199 Mtr. To 204.0 Mtr. At TLD-III Area.	M/S Sunrise Enterprises, Kalijhora	INR	1637665	1637665		1002643	1002643	635022	1.0000	635022

S.No.	Contract Details				Amended Value	Work done		Total Payments and Liability	Estimated Amt of Contract Remaining	Exchange Rate	INR Amount	
	Description	Party	Currency	Award Value		Running Account Payments	Liability/Provisions					
25	Channelising of Aam Bhute Jhora at Gaillikhola	M/S Brid Construction & Consultancy	INR	516001	516001			0	516001	1.0000	516001	
26	Hydrographic Survey at TLD-III P.S.	M/S Pioneer Surveyors, Kolkatta	INR	1078656	1078656			0	1078656	1.0000	1078656	
27	Purchase of Mini Truck	M/S Tata Motors Ltd., Kolkatta	INR	589138	589138	0	0	0	589138	1.0000	589138	
28	Purchase of Desktop Computer and UPS	M/S Protech Computers	INR	816144	816144	0	0	0	816144	1.0000	816144	
29	Purchase of Motorola Canopy	M/S Manorama Trading Corporation	INR	253894	253894	0	0	0	253894	1.0000	253894	
30	Purchase of Walky Talky	M/S Mobile Communication (India) Pvt. Ltd.	INR	706065	706065	0	0	0	706065	1.0000	706065	
31	Purchase of 2 Nos. of 3200 Amps, 3 pole air circuit bracker for station service board	M/S Bengal Trading Co., Siliguri	INR	1229519	1229519	0	0	0	1229519	1.0000	1229519	
32	Purchase of Lakos make Super Seperator	M/S Positron Y Plus (P) Ltd., Banglore	INR	1835404	1835404	0	0	0	1835404	1.0000	1835404	
33	Purchase of Screw Pump of OPU for TLD-III PH	M/S Power tech. Corporation, Kolkatta	INR	1219670	1219670			0	1219670	1.0000	1219670	
34	Purchase of One No. of Proportional Control Valve for Runner Blade and one No. Pilot Valve for Guide Vane	M/S Pawani Engineering CO. (P) Ltd., Visakhapatanam	INR	1530000	1530000			0	1530000	1.0000	1530000	
35	Repeat order for Purchase of One No. of Proportional Control Valve for guide vane and one No. Pilot Valve for Runner blade	M/S Pawani Engineering CO. (P) Ltd., Visakhapatanam	INR	1530000	1530000			0	1530000	1.0000	1530000	
36	Purchase of AC MCCB's make Sachindra for SSB and UAB	M/S Bengal Trading Co., Siliguri	INR	1824895	1824895			0	1824895	1.0000	1824895	
37	Repeat order for Purchase of Sub-mersible Pump	Excel Marketing, Siliguri	INR	1567440	1567440			0	1567440	1.0000	1567440	
38	Purchase of Synchrocheque relay	Siliguri	INR	260000	260000			0	260000	1.0000	260000	
39	Purchase of 800 Ampre 3 pole Air Circuit Breaker for UAB	M/S Bengal Trading Co., Siliguri	INR	1340000	1340000			0	1340000	1.0000	1340000	
40	Supply, Errection, Testing & Commissioning of 33/ 11 KV, 2 x 2 MVA Sub- station including errection of the 11 kv line from control room to P.H.	M/S Srinivas Agarwal, Siliguri	INR	18011012	18011012	2198829	0	2198829	15812183	1.0000	15812183	
SUB-TOTAL												
											In Crores	18.60

Total Capital Commitment as on 31.03.2015 **18.60**


 MANOJ KUMAR BARNWAL
 प्रबंधक (वित्त)
Manager (F)
 एन.एच.पी.सी. लि./N.H.P.C.LTD.
 टि.एल.डि.पि-III रम्बी/T.DP-III Rambh
 पो. रिकॉम, बर्जिलिंग-634329
 P.O. Raang, Darjeeling (W.B.) 73432




 S. ADHIKARI
 CHIEF ENGINEER (I/C)


TEESTA LOW DAM -III POWER STATION

Annexure 2 to Note No. 29 – Other Explanatory Notes to Accounts.

Details of the effect of Exchange Rate Variation during the period ended 31/03/2015

(Amount in Rupees)


		For the period ended 31/03/2015			For the period ended 31/03/2014		
		Amount as per advices of C.O.	Amount as per advices of other project	Other than advised by C.O. & other project	Amount as per advices of C.O.	Amount as per advices of other project	Other than advised by C.O. & other project
(i)	Amount charged to Profit and Loss Account excluding depreciation	-	-	980484	-	-	7737740
(ii)	Net amount credited to P&L A/c for the year excluding depreciation	-	-	-7420104	-	-	-2386833
(iii)	Amount charged to expenditure during construction.	-	-	-	-	-	-
(iv)	Amount charged to Capital work-in-progress.	-	-	-	-	-	354285
(v)	Amount adjusted by addition to carrying amount of fixed assets.	-	-	-	-	-	-
(vi)	ERV transferred to other project.	-	-	-	-	-	-
(vii)	ERV received from other project. (Refer circular No. 32 dated 13.01.2003)	-	-	-	-	-	-
	TOTAL	0	0	-6439620	0	0	5705192


 एस. अधिकारी /S. Adhikari
 मुख्य अभियंता (प्रभारी)/Chief Engineer (Incharge)
 तीस्ता लो डैम-III पावर स्टेशन, राम्बी
 Teesta Low Dam-III Power Station, Rambhi



322




 प्रबंधक (वित्त)
MANAGER (FINANCE)
Manager (F)
 एन.एच.पी.सी. लि./N.H.P.C.LTD.
 टि.एल.डि.मि-III रम्बी/T.DP-III Rambhi
 पो० रियांग, दार्जिलिंग-734329
 P.O. Reang, Darjeeling (W.B.) 734329

TEESTA LOW DAM -III POWER STATION

ANNEXURE-IX

DETAILS OF FOREIGN CURRENCY EXPENDITURE

EXPENDITURE ON	ADVICE NO.	AMOUNT (Rs.)	ACCOUNT HEAD	CHARGED TO P&L/IEDC	REMARKS (IF ANY)
i) KNOW HOW					
ii) INTEREST					
iii) OTHER MISC. MATTERS*					
TRAVELLING EXPENSES					

* PROVIDE DETAILS AS PER APPENDIX 1

Appendix-1- to Annexure 3-to Note no.31

DETAILS OF OTHER MISC. MATTERS

Exp.ON	Advice No. & Date	Account Head	Amount (Rs)	Charged To P&L/IEDC	Remarks (If Any)
WORK PAYMENT					
TRAVELLING EXPENSES					
TOTAL OTHER MISC .MATTER			0		

Appendix-2- to Annexure-3- to Note no.31

DETAILS OF EARNINGS IN FOREIGN EXCHANGE

EARNINGS	ADVICE NO./ VOUCHER NO.	AMOUNT (Rs.)	ACCOUNT HEAD	CHARGED TO P&L/IEDC	REMARKS (IF ANY)
i) INTEREST	-	-	-	-	-
ii) OTHER (IF ANY, TO BE SPECIFIED)	-	-	-	-	-

Reconciliation of Expenditure in Foreign Currency on Accrual Basis

Particulars	Sr. Crs-Forex
	Amount
Closing balance of Sundry Creditors in Foreign Currency as on Balance Sheet Date i.e. 31/03/2015	36895308
Add Payments made during the year	0
Add adjustments made during the year	6997755
Less Opening Balance of Sundry Creditors in Foreign Currency i.e 01.04.2014	39727280
Total expenditure in foreign currency on accrual basis	4165783



प्रबंधक (वित्त)
MANAGER (F)
Manager (F)

एन.एच.पी.सी. लि./N.H.P.C. LTD.
टि.एल.डि.मि-III रम्बी/T.D. III Rambi

323

एस. अधिकारी /S. Adhikari
मुख्य अभियंता (प्रभारी)/Chief Engineer (Incharge)
तीस्ता लो डैम-III पावर स्टेशन, राम्बी
Teesta Low Dam-III Power Station, Rambi

Annexure -XI

Name of Unit


(Amount in Rs.)

Statement of Unadjusted advances (excluding mobilisation advances/ advance against material/ machineries given to parties/Govt. Deptt as on 31.03.2015)

1	2	3	4	5	6	7	8	9
Sl. No.	Head of account (HOA)	Name of Department /party to whom advance is given	Purpose	Date of giving advance	Amount of Advance (Rs)	Amount adjusted/ provided (Rs)	Balance outstanding (Rs)	Reason for non-adjustment/ Provision
1	450301	TEXMACO RAIL & ENGINEERING LTD	Initial Advance	11.04.2005 13.12.2013	54360710 1902100	52393846 0	1966864 1902100 3868964	Lot-3 works for supply, transportation & erection. The outstanding amount is against the balance works.
2	450304	TEXMACO RAIL & ENGINEERING LTD	Initial Advance	11.04.2005	Euro 266949.70	Euro 207184.82	4089113	Rs. 68.42/Euro. The amount is adjusted against the running bills of Lot-3 works for supply, transportation & erection. The outstanding amount is against the balance works.
3	660401	JAI JALANDHAR COMPANY	As per GCC advance 75% of work done		225000		225000	Will be adjusted in final bill after approval of deviation
4	660403	NEW FIRE ENGINEERS PVT. LTD.	Supply of accessories of CO2 system	26.02.2015	99136		99135	Material is yet to be received
5	660403	INDIAN RUBBER PRODUCT	P/o Rubber Seal-As per T&C 100% adv agnst Performa Invoice	12.02.2015	35987		35987	Material is yet to be received
6	660403	ASSAM CARBON PRODUCTS LIMITED	Supply of Carbon Seal of shaft seal of Turbine	19.09.2014	243114		243114	Material is yet to be received
7	660407	BRO	Protection work to NH-31A road		4390000		4390000	BRO has confirmed that the amount will be refunded.

Total of column no (8) shall tally with balances of HOA as per trial balance relating to Advance to contractor/supplier/Government Department etc.

It is certified that all the advances to contractor/parties have been adjusted in the accounts to the extent works/services performed upto the balance sheet date.


 Signature
 Manager (Finance)

Manager (F)

एन.एच.पी.सी. लि. N.H.P.C.LTD.

टि.एल.डि.बि-III रम्बी/T_DP-III Rambo

पो० रियांग, दार्जिलिग-734329

PO. Reang, Darjeeling (W.B.) 73432



Signature
 Chief Engineer (Incharge)
 TLDP-III PS

एस. अधिकारी /S. Adhikari

मुख्य अभियंता (प्रभारी)/Chief Engineer (Incharge)

तीस्ता लो डैम-III राबल रोड, रियांग



ANNUAL ACCOUNTS

2015-16

(Before Closing Entries)



NHPC LIMITED

TEESTA LOW DAM III POWER STATION, RAMB




NHPC LIMITED
(A Govt. of India Enterprise)

Teesta Low Dam-III Power Station
Rambi Bazar, P.O: Reang
Darjeeling- 734321 (W.B)
Phone: 03552-261012, Fax: 03552-261007


Management's Responsibility Statement for preparation of Director's Responsibility Statement

This is to certify that the Annual Accounts of Teesta Low Dam III Power Station for the financial year 2015-16 have been prepared keeping in view the provisions of section 134(3) of the Companies Act, 2013 relating to Director's Responsibility Statement i.e.,

- i) that in the preparation of the annual accounts, the applicable accounting standards had been followed along with proper explanation relating to material departures.
- ii) that the management has selected such accounting policies and applied them consistently and made judgments and estimates that are reasonable and prudent so as to give a true and fair view of the state of affairs of the company at the end of the financial year and of the profit and loss of the company for that period.
- iii) that the proper and sufficient care for the maintenance of adequate accounting records in accordance with the provisions of the Companies Act 2013 for safeguarding the assets of the company and for preventing and detecting fraud and other irregularities has been taken.
- iv) that the accounts are prepared on going concern basis.
- v) that management had laid down internal financial controls to be followed by the company and that such internal financial controls are adequate and were operating effectively.
- vi) that the management had devised proper systems to ensure compliance with the provisions of all applicable laws and that such systems were adequate and operating effectively.


Vinod Kumar Karn
General Manager

महाप्रबन्धक / General Manager
तीस्ता लो डैम-III पावर स्टेशन, राम्बी
Teesta Low Dam-III Power Station, Rambi
Place: Rambi
Date: 20.04.2016


Manoj Kumar Barnwal
Manager (F)

एम. के. वर्णवाल / M. K. Barnwal
प्रबन्धक (वित्त) / Manager (Finance)
तीस्ता लो डैम-III पावर स्टेशन, राम्बी
Teesta Low Dam-III Power Station, Rambi





NHPC LIMITED
Name of the Unit : TLDP-III POWER STATION

BALANCE SHEET AS AT 31ST MARCH, 2016

(Amount in Rupees)

PARTICULARS	Note No.	As at 31st March, 2016	As at 31st March, 2015
I. EQUITY AND LIABILITIES			
(1) SHAREHOLDERS' FUNDS			
(a) Share Capital	2	-	-
(b) Reserves and Surplus	3	876320654	952490185
(2) NON-CURRENT LIABILITIES			
(a) Long Term Borrowings	4	-	-
(b) Deferred Tax Liabilities	5	-	-
(c) Other Long Term Liabilities	6	-	-
(d) Long Term Provisions	7	-	-
(3) CURRENT LIABILITIES			
(a) Trade Payables	8		
i) Outstanding dues of Micro and Small Enterprises		1662958	-
ii) Outstanding dues of Creditors other than Micro and Small Enterprises		35750424	58768924
(b) Other Current Liabilities	9	246197138	338172038
(c) Short Term Provisions	7	1124485178	1030481673
(4) FUND FROM C.O.	2A	14229311773	14754972001
TOTAL		16513728125	17134884821
II. ASSETS			
(1) NON-CURRENT ASSETS			
(a) Fixed Assets			
(i) Tangible Assets	10.1	15926905903	16760919289
(ii) Intangible Assets	10.2	343870404	269183902
(iii) Capital Work In Progress	11.1	63127706	25244075
(iv) Intangible Assets under development	11.2	-	-
(b) Non Current Investments	12	-	-
(c) Long Term Loans and Advances	13	38750656	36225499
(d) Other Non Current Assets	14.1	-	-
Sub-total		16372654669	17091572765
(e) Non Current Assets - Regulatory Assets	14.2	-	-
TOTAL		16513728125	17134884821
(2) CURRENT ASSETS			
(a) Current Investments	15	-	-
(b) Inventories	16	20667959	4890437
(c) Trade Receivables	17	-	-
(d) Cash & Bank Balances	18	241673	409408
(e) Short Term Loans and Advances	13	43443170	16900692
(f) Other Current Assets	19	76720654	21111519
TOTAL		16513728125	17134884821

Significant Accounting Policies 1

Expenditure attributable to construction during the year forming part of capital work in progress for the year 28

Other Explanatory Notes to Accounts 29

Note 1 to 29 form integral part of the Accounts

TLDP-III POWER STATION (A Unit of NHPC Ltd) accounts are audited for the purpose of Consolidation.

For Ray and Ray
Chartered Accountants
(Firm Regn. No. 301072E)

Asish Kumar Mukhopadhyay
Asish Kumar Mukhopadhyay
Membership No: 056359
Partner



Manoj Kumar Barnwal
Manager (F)
एम. के. वर्णवाल / M. K. Barnwal
प्रबन्धक (वित्त) / Manager (Finance)
तीस्ता लो डैम-III पावर स्टेशन, राम्बी
Teesta Low Dam-III Power Station, Rambi

Vinod Kumar Karn
General Manager
वी. के. कर्ण / V. K. Karn
महाप्रबन्धक / General Manager
तीस्ता लो डैम-III पावर स्टेशन, राम्बी
Teesta Low Dam-III Power Station, Rambi

Place: Rambi
Date: 20.04.2016



327

**NHPC LIMITED**

Name of the Unit : TLDP-III POWER STATION

STATEMENT OF PROFIT & LOSS FOR THE YEAR ENDED 31ST MARCH, 2016

(Amount in Rupees)

	Note No.	For the year ended 31st March, 2016	For the year ended 31st March, 2015
INCOME			
i) Revenue from Operations	20	3427296160	3427393865
ii) Other Income	21	37906931	133726723
TOTAL REVENUE		3465203091	3561120588
EXPENDITURE			
i) Generation, Administration and Other Expenses	22	387058983	352963141
ii) Employee Benefits Expense	23	371520703	357185810
iii) Finance Cost	24	845292789	960000096
iv) Depreciation & Amortization Expense	25	984995652	943713861
TOTAL EXPENDITURE		2588868127	2613862908
Profit before Prior Period items, Exceptional items, Extraordinary items, Rate Regulated Activities and Tax		876334964	947257680
Prior Period Items (net)	26	14310	(523250)
Profit before Exceptional items, Extraordinary items, Rate Regulated Activities and Tax		876320654	952490185
Exceptional items		-	-
Profit before extraordinary items, Rate Regulated Activities and Tax		876320654	952490185
Extraordinary items		-	-
Profit before Rate Regulated Activities (RRA) and Tax		876320654	952490185
Rate Regulatory Income / (Expenses)		-	-
PROFIT BEFORE TAX		876320654	952490185
Tax Expenses	27		
i) Current Tax		-	-
ii) Adjustments relating to earlier years		-	-
iii) Deferred Tax		-	-
Total Tax Expenses		-	-
Profit for the year from continuing operations		876320654	952490185
Profit from discontinuing operations		-	-
Tax expense of discontinuing operations		-	-
Profit from discontinuing operations after tax		-	-
Profit for the year		876320654	952490185

Significant Accounting Policies 1

Expenditure attributable to construction during the year forming part of capital work in progress for the year 28

Other Explanatory Notes to Accounts Note 1 to 29 form integral part of the Accounts 29

TLDP-III POWER STATION (A Unit of NHPC Ltd) accounts are audited for the purpose of Consolidation.

For Ray and Ray
Chartered Accountants
(Firm Regn. No. 301072E)

Asish Kumar Mukhopadhyay
Asish Kumar Mukhopadhyay
Membership No: 056359
Partner

Manoj Kumar Barnwal
Manager (F)

एम. के. वर्णवाल / M. K. Barnwal
प्रबन्धक (वित्त) / Manager (Finance)
तीस्ता लो डैम-III पावर स्टेशन, राम्बी
Teesta Low Dam-III Power Station, Rambhi

Vinod Kumar Karn
Vinod Kumar Karn
General Manager
वी. के. कर्ण / V. K. Karn
महाप्रबन्धक / General Manager
तीस्ता लो डैम-III पावर स्टेशन, राम्बी
Teesta Low Dam-III Power Station, Rambhi

Place: Rambhi
Date: 20.04.2016

328

Note No. 1 – Significant Accounting Policy

1.1 BASIS OF PREPARATION

The financial statements are prepared on accrual basis of accounting under the historical cost convention in accordance with Accounting Principles Generally Accepted in India (GAAP), provisions of the Companies Act 2013, Accounting Standards specified under Section 133 of the Companies Act, 2013 read with Rule 7 of the Companies (Accounts) Rules, 2014 and the provisions of the Electricity Act, 2003, to the extent applicable.

1.2 USE OF ESTIMATES

The preparation of financial statements in conformity with the GAAP requires the management to make estimates and assumptions on a reasonable and prudent basis taking into account all available information that affect the reported amount of assets and liabilities and disclosure of contingent liabilities as at the date of the financial statements and the amounts of revenue and expenses during the reported period. Actual results could differ from those estimates & assumptions. Any revision in the estimate is recognized in the period in which the same is determined.

2 FIXED ASSETS

2.1 TANGIBLE ASSETS

2.1.1 Fixed assets are stated at cost of acquisition/construction less accumulated depreciation/amortisation and impairment losses, if any. In cases where final settlement of bills with contractors is pending, but the asset is complete and ready for use, capitalisation is done on estimated basis subject to necessary adjustments, including those arising out of settlement of arbitration/court cases.

2.1.2 Assets created on land not belonging to the Company are included under fixed assets.

2.1.3 Expenditure incurred on renovation and modernization of tangible assets on completion of the originally estimated useful life of the power station resulting in increased life and/or efficiency of an existing asset, is added to the cost of the related asset. Tangible assets acquired as replacement of the existing assets are capitalized and its corresponding replaced assets removed/ retired from active use are derecognized.

2.1.4 Payments made/ liabilities created provisionally towards compensation (including interest on enhanced compensation)



awarded by the court till the date of court's award), rehabilitation and other expenses relating to land in possession are treated as cost of land.

2.2 INTANGIBLE ASSETS

- 2.2.1 Land taken for use from State Government (without transfer of title) and expenses on relief and rehabilitation as also on creation of alternate facilities for land evacuees or in lieu of existing facilities coming under submergence and where construction of such alternate facilities is a specific pre-condition for the acquisition of the land for the purpose of the project, are accounted for as Land-Right to use.
- 2.2.2 Software (not being an integral part of the related hardware) acquired for internal use, is stated at cost of acquisition less accumulated amortisation and impairment losses, if any and is recognised as intangible asset.

2.3 CAPITAL WORK IN PROGRESS

- 2.3.1 Capital work-in-progress is carried at cost. Administrative & general overhead and other expenditure attributable to construction of the project are accumulated under 'Expenditure During Construction (EDC)' and are subsequently allocated on systematic basis over major immovable assets, other than land and infrastructural facilities, on commissioning of the project.
- 2.3.2 Expenditure on maintenance, up-gradation etc. of common public facilities in projects under construction is charged to 'Expenditure during Construction (EDC)'.
- 2.3.3 Expenditure in relation to Survey and Investigation of the projects is carried as Capital Work in Progress. Such expenditure is either capitalized as cost of Project on completion of the construction of the project or the same is charged to the Statement of Profit & Loss in the year in which it is decided to abandon such project.
- 2.3.4 Capital expenditure incurred for creation of facilities, over which the company does not have control but the creation of which is essential principally for construction of the project, is charged to 'Expenditure during Construction (EDC)'. Subsequent to completion of the Project, expenditure on creation of facilities over which the company does not have control is charged to "Statement of Profit & Loss."



3. MACHINERY SPARES

- 3.1 (a) Machinery spares procured along with the Plant & Machinery or subsequently and whose use is expected to be irregular are capitalized separately, if cost of such spares is known and depreciated fully over the residual useful life of the related plant and machinery at the rates of depreciation and methodology as notified by CERC for such Plant & Machinery. If cost of such spares is not known particularly when procured along with mother plant, these are capitalized & depreciated along with mother plant at the rates of depreciation and methodology as notified by CERC for such Plant & Machinery.
- (b) Written Down Value (WDV) of spares is charged off to Statement of Profit & Loss in the year in which such spares are replaced in place of retrieved spares, provided the spares so retrieved do not have any useful life. Similarly, value of such spares, procured & replaced in place of retrieved spares, is charged off to Statement of Profit & Loss in that year itself, provided spares so retrieved do not have any useful life.
- (c) When the useful life of the related fixed asset expires and asset is retired from active use, such spares are valued at net book value or net realizable value whichever is lower. However, in case retired assets are not replaced, WDV of related spares less disposable value is written off.
- 3.2 Other machinery spares are treated as "stores & spares" forming part of the inventory.

4. RATE REGULATED ACTIVITIES

Where an item of expenditure incurred during the period of construction of a project is recognised as expense in the Statement of Profit & Loss i.e. not allowed to be capitalized as part of cost of relevant fixed asset in accordance with the Accounting Standards, but is nevertheless permitted by Central Electricity Regulatory Commission(CERC), the regulator, to be recovered from the beneficiaries in future through tariff, the right to recover the same is recognized as a Regulatory Asset and corresponding Regulatory Income is recognised, as per the Guidance Note on Accounting for Rate Regulated Activities issued by the Institute of Chartered Accountants of India(ICAI), if it fulfils the conditions for such recognition laid down in the ibid Guidance Note.



24

5. DEPRECIATION & AMORTISATION

- 5.1 Depreciation on additions to /deductions from tangible assets during the year is charged on pro-rata basis from / up to the date on which the asset is available for use / disposal.
- 5.2.1 Depreciation on tangible assets of Operating Units of the Company is charged to the Statement of Profit & Loss on straight-line method following the rates and methodology as notified by CERC for the fixation of tariff except for assets specified in policy no. 5.2.3 below.
- 5.2.2 Depreciation on tangible assets of other than Operating Units of the company is charged on straight-line method to the extent of 90% of the cost of asset following the rates as notified by CERC for the fixation of tariff except for assets specified in policy no. 5.2.3 below.
- 5.2.3 Depreciation in respect of following assets is charged on straight line method based on the life and residual value (5%) given in the Schedule II of the Companies Act, 2013:
- (i) Construction Plant & Machinery
 - (ii) Computer & Peripherals
- 5.2.4 Temporary erections are depreciated fully (100%) in the year of acquisition / capitalization by retaining Re. 1/- as WDV.
- 5.3 Assets valuing Rs. 5000/- or less but more than Rs. 750/- are fully depreciated during the year in which asset is made available for use with Re. 1/- as WDV.
- 5.4 Low value items, which are in the nature of assets (excluding immovable assets) and valuing upto Rs. 750/- are not capitalized and charged off to revenue in the year of use.
- 5.5 Cost of software recognized as 'Intangible Assets' is amortized on straight line method over a period of legal right to use or three financial years, , whichever is earlier, starting from the year in which it is acquired.
- 5.6 Land-Right to use is amortized over a period of 30 years from the date of commercial operation of the project.
- 5.7.1 Leasehold Land, in case of operating units, is amortized over the period of lease or 35 years whichever is lower, following the rates and methodology notified by CERC, vide Tariff Regulation 2014.
- 5.7.2 Leasehold Land, in case of units other than operating units, is amortized over the period of lease or 35 years whichever is lower.



- 5.8 Tangible Assets created on leasehold land are depreciated to the extent of 90% of original cost over the balance available lease period of respective land from the date such asset is available for use or at the applicable depreciation rates & methodology notified by CERC Regulations for such assets, whichever is higher.
- 5.9 Where the cost of depreciable assets has undergone a change during the year due to increase/decrease in long term liabilities on account of exchange fluctuation, price adjustment, settlement of arbitration/court cases, change in duties or similar factors, the unamortized balance of such assets is depreciated prospectively over the residual life of such assets at the rate of depreciation and methodology notified by CERC regulations.
- 5.10 Where the life and / or efficiency of an asset is increased due to renovation and modernization, the expenditure thereon along with its unamortized depreciable amount is charged prospectively over the revised / remaining useful life determined by technical assessment.

6. INVESTMENTS

- 6.1 Long term Investments are carried at cost. Provision for diminution is made to recognise a decline, other than temporary, in the value of such investments.
- 6.2 Current Investments are valued at lower of cost and fair value determined on an individual investment basis.

7. INVENTORIES

- 7.1 Stores & Spares are valued at cost, determined on weighted average basis, or net realizable value whichever is lower.
- 7.2 Diminution in the value of obsolete, unservicable and surplus stores and spares, identified on a systematic basis, is provided in the accounts.

8. FOREIGN CURRENCY TRANSACTIONS

- 8.1 Transactions in foreign currency are initially recorded at exchange rates prevailing on the date of transaction. At each Balance Sheet date, monetary items denominated in foreign currency are translated at the exchange rate prevailing on the Balance Sheet date.
- 8.2 Exchange differences are recognised as income & expenses in the period in which they arise in Statement of Profit & Loss in case of operational stations and to EDC in case of projects under construction. However, exchange differences in respect of liabilities relating to fixed assets/capital work-in-progress arising out of transaction entered into prior to 01/04/2004





are adjusted to the carrying cost of respective fixed asset/Capital Work-in-Progress.

9. EMPLOYEE BENEFITS

- 9.1 Employee benefits consist of provident fund, pension, gratuity, post retirement medical facilities, leave benefits (including compensated absences) and other terminal benefits.
- 9.2 Company contribution paid/payable during the year to Employees Defined Contribution Superannuation Scheme for providing pension benefits and Provident Fund scheme is accounted for and paid to respective funds which are administered through separate trusts.
- 9.3 The liability for retirement benefits of employees in respect of Gratuity is ascertained at the year end on the basis of actuarial valuation and paid to the Gratuity trust.
- 9.4 The liability for leave benefits (including compensated absences), post retirement medical benefits, allowance on retirement/death and memento on superannuation to employees is ascertained at the year end on the basis of actuarial valuation.

10. REVENUE

- 10.1 (a) Sale of energy is accounted for as per tariff notified by Central Electricity Regulatory Commission. In case of Power Station where tariff is not notified, sale is recognized on provisional rates worked out by the Company based on the parameters and method adopted by the appropriate authority. Recovery/refund towards foreign currency variation in respect of foreign currency loans and recovery towards income tax are accounted for on year to year basis.
- (b) Incentives/Disincentives are recognised as per tariff notifications. In case of Power Station where tariffs have not been notified, incentives are recognized provisionally on assessment of the likelihood of acceptance of the same.
- (c) Adjustments arising out of finalisation of Regional Energy Account (REA), though not material, are effected in the year of respective finalisation.
- (d) Advance against depreciation considered as deferred income in earlier years is included in sales on straight line basis over the balance useful life after 31st March of the year closing after a period of 12 years from the date of commercial operation of the project, considering the total useful life of the project as 35 years.



10.2 Revenue on Project Management / Construction Contracts/ Consultancy assignments is recognized on percentage of completion method. The percentage of completion is determined as proportion of "cost incurred up to reporting date" to "estimated cost to complete the concerned Project Management / Construction Contracts and Consultancy assignment".

10.3 Interest on investments is accounted for on accrual basis. Dividend income is recognized when right to receive the same is established.

10.4 Interest/Surcharge recoverable from customers/Liquidated damages /interest on advances to contractors are recognised when no significant uncertainty as to measurability and collectability exists.

11. MISCELLANEOUS

11.1 Liabilities for Goods in transit/Capital works executed but not certified are not provided for, pending inspection and acceptance by the Company.

11.2 Prepaid expenses and prior period expenses/income of items of Rs.50,000/- and below are charged to natural heads of accounts.

11.3 Insurance claims are accounted for based on certainty of realization.

12. BORROWING COST

Borrowing costs attributable to the qualifying tangible assets during construction/renovation & modernisation are capitalised. Other borrowing costs are recognised as an expense in the period in which they are incurred.


13. TAXES ON INCOME

Tax on income for the current period is determined on the basis of taxable income under the Income Tax Act, 1961.

Deferred tax is recognized on timing differences between the accounting income and taxable income for the year and quantified using the tax rates and laws enacted or substantively enacted as on the Balance Sheet date. Deferred tax assets are recognized and carried forward to the extent there is a reasonable certainty that sufficient future taxable income will be available against which such deferred tax assets can be realized. Deferred tax recovery adjustment account is credited/debited to the extent tax expense is chargeable from the beneficiaries in future years.

14. IMPAIRMENT OF ASSETS

The company assesses at each balance sheet date whether there is any indication that cash generating unit (CGU) is impaired based on internal/external indicators. If any such indication exists, company estimates the recoverable amount of the



CGU. An impairment loss is recognized in the Statement of Profit and Loss where the carrying amount exceeds the recoverable amount of the cash generating units. An impairment loss is reversed if there is a change in the recoverable amount and such loss either no longer exists or has decreased. Rate Regulated Assets are also tested for impairment at each Balance Sheet Date.

15. PROVISION, CONTINGENT LIABILITIES AND CONTINGENT ASSETS

A provision is recognized when the company has a present obligation as a result of past event and it is probable that an outflow of resources will be required to settle the obligation and in respect of which a reliable estimate can be made. Provisions are determined based on management estimate required to settle the obligation at the balance sheet date and are not discounted to present value.

Contingent liabilities are disclosed on the basis of judgment of management/independent experts. These are reviewed at each balance sheet date and are adjusted to reflect the current management estimate. Contingent assets are not recognised in the Financial Statements.

16. CASH FLOW STATEMENTS

Cash flow statement is prepared in accordance with the indirect method prescribed in the relevant Accounting Standard.



PARTICULARS	As at 31st March, 2016	As at 31st March, 2015
..... NIL		



NOTE NO. 2A FUNDS FROM CORPORATE OFFICE (Transfer Accounts)

(Amount in Rupees)

PARTICULARS	As at 31st March, 2016	As at 31st March, 2015
FUNDS FROM CORPORATE OFFICE	15707462186	16527400435
C.O.(FDB)	(2758095913)	(2150865188)
IUT Closing Entries - CO	-	-
L.O. MUMBAI	50135	-
L.O. LUCKNOW	-	-
RO-JAMMU	-	-
RO-ITANAGAR	-	-
RO-SILIGURI	34787640	27433067
LO-DEHRADUN	-	-
BAIRASIUL	1011059	(10810)
LOKTAK	(52256)	-
SALAL	723	(723)
TANAKPUR	-	(360)
CHAMERA-I	1525	227074
URI - I	260788	(223887)
RANGIT	253245	(37842)
CHAMERA-II	(7504)	66254
DULHASTI	(111032)	1629
DHAULIGANGA-I	-	(834)
TEESTA-V	2135897	(138002)
CHAMERA-III	-	-
CHUTAK	(1357999)	2036974
TLDP-III	-	-
PARBATI -II	-	(151036)
PARBATI-III	(24148)	(110476)
SEWA-II	5220	5021
URI - II	(139290)	7403
KISHANGANGA	-	-
BURSUR	-	-
NIMMO BAZGO	(46601)	99135
TLDP-IV	91773	(8730771)
TEESTA-IV	(539813)	-
SUBANSARI LOWER	(226666)	142061
DIBANG	-	(33351)
TAWANG I & II	(1723618)	-
KOTLIBHEL 1A	11803	-
INVESTIGATION PROJECTS, UTTAKHAND	-	-
KOTLIBHEL IB & II	-	-
RE CELL	-	2710506
Wind Power Projects, Jaisalmer	-	-
BRRP	415925	559830
CHEQUE PAID ACCOUNT	223200000	220746000
CHEQUE COLLECTED ACCOUNT	(35727356)	(365630047)
CENTRALIZED EMPLOYEE PAYMENT ACCOUNT	225528131	204254507
CENTRALIZED VENDOR PAYMENT ACCOUNT	832147919	295215432
Total	14229311773	14754972001



337



PARTICULARS	As at 31st March, 2016	As at 31st March, 20
Capital Reserve	-	-
Capital Redemption Reserve	-	-
Securities Premium Account	-	-
General Reserve		
As per last Balance Sheet	-	-
Add: Transfer from Surplus	-	-
Less: Transfer to Capital Redemption Reserve	-	-
As at Balance Sheet date	-	-
Bond Redemption Reserve		
As per last Balance Sheet	-	-
Add: Transfer from Surplus	-	-
Less: Write back during the year	-	-
As at Balance Sheet date	-	-
Self Insurance Fund		
As per last Balance Sheet	-	-
Add: Transfer from Surplus	-	-
Less: Utilisation during the year	-	-
As at Balance Sheet date	-	-
Corporate Social Responsibility Fund		
As per last Balance Sheet	-	-
Add: Transfer from Surplus	-	-
Less: Utilisation during the year	-	-
As at Balance Sheet date	-	-
Research & Development Fund		
As per last Balance Sheet	-	-
Add: Transfer from Surplus	-	-
Less: Write back during the year	-	-
As at Balance Sheet date	-	-
Surplus *	876320654	95249018
Total	876320654	95249018
* Surplus		
Profit for the Year as per Statement of Profit and Loss	- 876320654	95249018
Adjustment arising out of transition provisions for recognising Rate Regulatory Assets	-	-
Balance brought forward	-	-
Add:		
Amount Written Back From Bond Redemption Reserve	-	-
Write Back From Capital Reserve	-	-
Write Back From Other Reserve	-	-
Amount Utilised From Self Insurance Fund	-	-
Tax On Dividend Write Back	-	-
Write Back From Corporate Social Responsibility Fund	-	-
Write Back From Research & Development Fund	-	-
Balance available for Appropriation	876320654	95249018
Less:		
Transfer to Bond Redemption Reserve	-	-
Transfer to Self Insurance Fund	-	-
Transfer to General Reserve	-	-
Transfer to Corporate Social Responsibility Fund	-	-
Transfer to Research & Development Fund	-	-
Dividend :		
- Interim	-	-
- Proposed	-	-
Tax on Dividend		
- Interim	-	-
- Proposed	-	-
Balance carried forward	876320654	95249018



NOTE NO. 4 LONG TERM BORROWINGS

(Amount in Rupees)

PARTICULARS	As at 31st March, 2016			As at 31st March, 2015		
	Total Borrowings	Less: - Current Maturities	Long Term Borrowing	Total Borrowings	Less: - Current Maturities	Long Term Borrowing
Bonds						
- Secured	-	-	-	-	-	-
- Unsecured	-	-	-	-	-	-
Term Loans						
• From Banks						
- Secured	-	-	-	-	-	-
- Unsecured	-	-	-	-	-	-
• From Other Parties						
- Secured	-	-	-	-	-	-
- Unsecured	-	-	-	-	-	-
Aggregate amount of loans guaranteed by directors			-			-
Aggregate amount of loans guaranteed by Govt. of India			-			-
Amount of default in repayment of loans and interest as at 31.03.2016			-			-
Period of default in repayment of loans and interest as at 31.03.2016			-			-

NOTE NO. 5 DEFERRED TAX LIABILITIES / ASSETS

(Amount in Rupees)

PARTICULARS	As at 31st March, 2016	As at 31st March, 2015
Deferred Tax Liability		
Depreciation		
Less: Deferred Tax Assets		
Provision for doubtful debts, inventory and others		
Provision for employee benefit schemes		
Deferred Tax Liability	-	-
Less: Recoverable for tariff period upto 2009	-	-
Less: Deferred Tax Adjustment against Deferred Tax Liabilities	-	-
Deferred Tax Liability (Net)	-	-
Explanatory Note: -		
In compliance to the Accounting Standard 22 on "Accounting for Taxes on Income" notified under The Companies Act, 2013 ₹ NIL (Previous Year NIL) has been created as deferred tax liability/assets for the period ended 31.03.2016.		

NOTE NO. 6 OTHERS LONG TERM LIABILITIES

(Amount in Rupees)

PARTICULARS	As at 31st March, 2016			As at 31st March, 2015		
	Total Liability	Less: - Current Liability	Long Term Liability	Total Liability	Less: - Current Liability	Long Term Liability
Deposits/ retention money	62118463	62118463	-	173074936	173074936	-
Income received in advance (Advance Against Depreciation)	-	-	-	-	-	-
Deferred Foreign Currency Fluctuation Liabilities	-	-	-	-	-	-
Deferred Income from Foreign Currency Fluctuation Account	-	-	-	-	-	-
	62118463	62118463	-	173074936	173074936	-




339



PARTICULARS	As at 31st March, 2016			As at 31st March, 2015		
	Long Term	Short Term	Total	Long Term	Short Term	Total
a) PROVISION FOR EMPLOYEE BENEFITS (provided for on basis of actuarial valuation)						
i) <u>Provision for leave encashment</u>						
As per last Balance Sheet	-	-		-	-	
Additions during the year		6495837		-	7696376	
Amount used during the year		6495837		-	7696376	
Amount reversed during the year				-	-	
Closing Balance	-	-	-	-	-	-
ii) <u>Provision for REHS</u>						
As per last Balance Sheet	-	-		-	-	
Additions during the year		69159		-	140195	
Amount used during the year		69159		-	140195	
Amount reversed during the year				-	-	
Closing Balance	-	-	-	-	-	-
iii) <u>Provision for TTA (Baggage Allowance on Retirement)</u>						
As per last Balance Sheet	-	-		-	-	
Additions during the year	-	-		-	-	
Amount used during the year	-	-		-	-	
Amount reversed during the year	-	-		-	-	
Closing Balance	-	-	-	-	-	-
iv) <u>Provision for Memento</u>						
As per last Balance Sheet	-	-		-	-	
Additions during the year	-	34980		-	30000	
Amount used during the year	-	34980		-	30000	
Amount reversed during the year	-			-	-	
Closing Balance	-	-	-	-	-	-
v) <u>Provision for Wage Revision</u>						
As per last Balance Sheet	-	4981208		-	4662021	
Additions during the year	-	1956937		-	319187	
Amount used during the year	-	924898		-	-	
Amount reversed during the year	-			-	-	
Closing Balance	-	6013247		-	4981208	
Less: Advance paid	-	5553520		-	4981208	
Closing Balance (Net of advance)	-	459727	459727	-	-	
vi) <u>Provision for Performance Related Pay/Incentive</u>						
As per last Balance Sheet	-	18208912		-	10992331	
Additions during the year	-	23193995		-	18208912	
Amount used during the year	-	18993442		-	7254618	
Amount reversed during the year	-			-	3737713	
Closing Balance	-	22409465	22409465	-	18208912	1820891
vii) <u>Provision for Superannuation / Pension Fund</u>						
As per last Balance Sheet	-	-		-	-	
Additions during the year	-			-		
Amount used during the year	-			-		
Amount reversed during the year	-			-		
Closing Balance	-	-	-	-	-	-
b) <u>Provision for Taxation</u>						
As per last Balance Sheet	-	-		-	-	
Additions during the year	-			-		
Amount adjusted during the year	-			-		
Amount used during the year	-			-		
Amount reversed during the year	-			-		
Closing Balance	-	-	-	-	-	-



340



02

PARTICULARS	As at 31st March, 2016		As at 31st March, 2015	
c) Provision for Proposed Dividend				
As per last Balance Sheet	-	-	-	-
Additions during the year	-	-	-	-
Amount used during the year	-	-	-	-
Amount reversed during the year	-	-	-	-
Closing Balance	-	-	-	-
d) Tax on Proposed Dividend				
As per last Balance Sheet	-	-	-	-
Additions during the year	-	-	-	-
Amount used during the year	-	-	-	-
Amount reversed during the year	-	-	-	-
Closing Balance	-	-	-	-
e) Provision For Tariff Adjustment				
As per last Balance Sheet	-	-	-	-
Additions during the year	-	-	-	-
Amount used during the year	-	-	-	-
Amount reversed during the year	-	-	-	-
Closing Balance	-	-	-	-
f) Provision For Committed Capital Expenditure				
As per last Balance Sheet	-	-	-	-
Additions during the year	-	-	-	-
Amount used during the year	-	-	-	-
Amount reversed during the year	-	-	-	-
Closing Balance	-	-	-	-
g) Provision for Restoration expenses of Insured Assets				
As per last Balance Sheet	-	-	-	-
Additions during the year	88869139		-	-
Amount used during the year	-	-	-	-
Amount reversed during the year	-	-	-	-
Closing Balance	-	88869139	88869139	-
g) Provision - Others				
As per last Balance Sheet	-	1012272761	-	1278964383
Additions during the year	-	474086	-	21048225
Amount used during the year	-	-	-	119183569
Amount reversed during the year	-	-	-	168556278
Closing Balance	-	1012746847	1012746847	1012272761
Total	-	1124485178	1124485178	1030481673
				1030481673

Explanatory Note: -

The Board has resolved to implement the directions of the Ministry of Power (MOP) vide its letter no. 11/17/2009-NHPC/Vol. III dated 27th December 2013 conveying the approval of Competent Authority about pay scales in respect of below Board level Executives that the pay scales shall be fixed w.e.f. 01.01.2007 after correcting the aberrations in pay scales fixed w.e.f. 01.01.1997 and the deviant pay scales fixed w.e.f. 01.01.1997 shall not be regularized. The MoP has confirmed vide letter dated 25.02.2016 that recovery of personal adjustment w.e.f. 01.02.2014 is in conformity with the directions of Ministry of Power. However, NHPC Officers Association has got a stay from Hon'ble High Court of Delhi against the implementation of stoppage of Personal Pay Adjustment (fitment benefits). In view of the directions of the Hon'ble High Court, Personal Pay Adjustments to the employees is continued to be paid along with the Salary. Thus, the cumulative amount provided towards the Personal Pay Adjustment under the head "Provision for Wage Revision" is Rs. 6013247 (including provision for the current year Rs. 1032039) with Rs. 5553520 shown as "Advance paid".



NOTE NO. 10.1 TANGIBLE ASSETS

(Amount in Rupee)

Sl. No.	PARTICULARS	GROSS BLOCK							DEPRECIATION				NET BLOCK	
		01/04/2015	Additions		Deductions		Other Adjustments	31/03/2016	01/04/2015	For the Period	Adjustments	31/03/2016	31/03/2016	31/03/2015
			IUT	Others	IUT	Others								
i)	Land - Freehold	0					0	0				0	0	
ii)	Land - Leasehold	37573727					37573727	2614080	1307049	0	3921129	33652598	34959647	
iii)	Roads and Bridges	52462288		4025739			56488027	3669834	2140057	0	5809891	50678136	48792454	
iv)	Buildings	1802535407		28745396		1427575	1829853228	123093970	69418051	-492	192511529	1637341699	1679441437	
v)	Railway sidings	41219265				32503	41186762	6135960	3066180	-5400	9196740	31990022	35083305	
vi)	Hydraulic Works(Dams, Water Conductor system, Hydro mechanical gates, tunnels)	10362984078		57271296		14456182	10405799192	1080269227	553806686	0	1634075913	8771723279	9282714851	
vii)	Generating Plant and machinery	6244404544		32345520		9879706	6266870358	632051527	331981429	8382	964041338	5302829020	5612353017	
viii)	Plant and machinerySub station	4804448					4804448	720963	361296	0	1082259	3722189	4083485	
ix)	Plant and machineryTransmission lines	14508272					14508272	2213688	1106844	0	3320532	11187740	12294584	
x)	Plant and machinery Others	1886770				2	1886768	437769	210648	0	648417	1238351	1449001	
xi)	Construction Equipment	13262116	1648472	24550021		45111	39415498	1407850	1287903	30470	2726223	36689275	11854266	
xii)	Water Supply System/Drainage and Sewerage	10477758		2756460		27410	13206808	519595	396132	-3036	912691	12294117	9958163	
xiii)	Electrical installations	146861				42655	104206	27984	12468	-16764	23688	80518	118877	
xiv)	Vehicles	254129		3449336		39616	3663849	14492	94370	0	108862	3554987	239637	
xv)	Aircraft/ Boats	55647					55647	14	5292	0	5306	50341	55633	
xvi)	Furniture and fixture	8553538		4889129		50000	12562387	1197998	580721	-366470	1412249	11150138	7355540	
xvii)	Computers	8968937		2279688		222096	10841092	3011858	2146718	-306564	4852012	5989080	5957079	
xviii)	Communication Equipment	2666269		135720		2016248	785741	563558	54325	-553149	64734	721007	2102711	
xix)	Office Equipments	5962275		923847		462571	6423551	1152474	542111	-201529	1493056	4930495	4809801	
xx)	Research and Development	0					0	0	0	0	0	0	0	
xxi)	Other assets	8295515		2163361		37025	8583116	1003043	558173	-59674	1501542	7081574	7292472	
xxii)	Tangible Assets of minor value >750 and < Rs.5000	1464178		562663		56335	1970506	1460849	559661	-51341	1969169	1337	3329	
	Total	18622486022	1648472	164098176	348737	31300750	18756583183	1861566733	969636114	-1525567	2829677280	15926905903	16760919289	
	Previous year	18573535123	2040595	358877336	0	0	18622486022	931425939	928781646	1359148	1861566733	16760919289	17642109184	

NOTE NO. 10.2 INTANGIBLE ASSETS


0

0

(Amount in Rupees)

Sl. No.	PARTICULARS	GROSS BLOCK							AMORTISATION				NET BLOCK	
		01/04/2015	Additions		Deductions		Other Adjustments	31/03/2016	01/04/2015	For the Period	Adjustments	31/03/2016	31/03/2016	31/03/2015
			IUT	Others	IUT	Others								
i)	Land- Right to Use	286969589		83775325			370744914	18599931	9613801	1811	28215543	342529371	268369658	
ii)	Computer Software	1233968		1400868		1	2634835	419724	874079	-1	1293802	1341033	814244	
	Total	288203557	0	85176193	0	1	373379749	19019655	10487880	1810	29509345	343870404	269183902	
	Previous year	277638456	0	10565101	0	0	288203557	9278994	9740661	0	19019655	269183902	268359462	





 वी. क. कर्ण / V. K. Karn
 महाप्रबन्धक / General Manager
 तीता लो डैम-III पावर स्टेशन, राम्बी
 Teesta Low Dam-III Power Station, Rambi




Annexure to Note 10.1 & 10.2 as at 31.03.2016

1.1 Addition of Fixed assets on account of Others (New Purchases & CWIP Capitalized)

Sl. No.	Particular of assets	Head of account	Gross block Adjusted (Rs.)
1	LAPTOP, HP MODEL P206TX	411801	58276
2	Internal Electrification of 05 nos temp rooms at 27th Mile, TLD III PS	410326	171400
3	CONSTRUCTION OF CISF STRONG ROOM AT STORE COMPLEX SECTOR A	410328	139373
4	MAIN GENERATING EQUIPMENT UNIT 1	410701	3564066
5	MAIN GENERATING EQUIPMENT UNIT 2	410701	3564066
6	MAIN GENERATING EQUIPMENT UNIT 3	410701	3564066
7	MAIN GENERATING EQUIPMENT UNIT 4	410701	3564067
8	Construction of curring tank for quality control division and water supply fitting at Sector-A	411201	241371
9	CONST.OF ACCESS PATH FROM BARRAGE TO SILT LAB AT LEFT BANK	410601	264954
10	Extension of Quality Control Office at Store Complex, TLD III PS	410304	2556
11	RENOVATION OF COLONY ROADS BY METALLING AND PROVIDING PREMIX	410201	237002
12	False ceiling & patting work of Conference Hall at Power House	410301	89458
13	Plastering work at outside power house gable end & mechanical store room at EL 184.00	410301	293366
14	Providing and fixing chequered plate over cable trenches, maintenance seal, cut out etc. at turbine	410301	1224117
15	Development of area for making garden near entry gate of approach road from NH 31A to	410301	291095
16	Premix carpeting from RD 852 M to 1187 on access road to PH/ Barrage including bituminus	410601	1119530
17	External sewerage pipeline and plinth protection for silt lab building at left bank of Barrage	410601	218935
18	Construction of step drain with hume pipe across road and protection wall from RD 630.0 M to	410601	130476
19	Covering over cutout at draft tube area and steel ladder at service bay at TLD III PS	410601	7974
20	Hiring of Hydraulic Excavator and Dumpers for lowering of river bed downstream of TRC for TLD	410601	2188500
21	Dismantling of existing defective wall along barrage road & reconstructing the new wall	410601	169241
22	Preparatory works for in situ soil mechanic testing for stoarge of stop logs at left bank of TLD III PS	410601	255689
23	Construction of concrete ramp at both end of Bailey bridge at left bank of TLD III PS Barrage	410601	229959
24	Widening of TRC	410601	14408
25	SUPER SEPARATOR(BISEP CONFIG.PACKAGE) FLOW 130-225 GPM(30-51	410701	1664011
26	WATER JET EDUCATOR, (AS PER MANUFACTURER DGR NO.Q-408/GAD)	410701	61200
27	DIST. TRANSFORMER, 11KV/433V, 500KVA, STEP	410702	614894
28	4 TON STAND AC - VOLTAS - VENTURE SLIMLINE	410709	89500
29	4 TON STAND AC - VOLTAS - VENTURE SLIMLINE	410709	89500
30	4 TON STAND AC - VOLTAS - VENTURE SLIMLINE	410709	89500
31	MONOBLOCK PUMP SET 3-PHASE 415 VOLTS 3 HP	411112	18900
32	MONOBLOCK PUMP SET 3-PHASE 415 VOLTS 3 HP	411112	18900
33	MONOBLOCK PUMP SET 3-PHASE 415 VOLTS 3 HP	411112	18900
34	MONOBLOCK PUMP SET 3-PHASE 415 VOLTS 3 HP	411112	18900
35	Construction of Water Tank at Sector-A for water supply in CISF area	411201	273514
36	METAL GATE SHED ALUMINIUM COVER , HEIGHT = 7.5', TOP COVER = 4'X3', STAND =	411701	29925
37	METAL GATE SHED ALUMINIUM COVER , HEIGHT = 7.5', TOP COVER = 4'X3', STAND =	411701	29925
38	TV CABINET SET OF 18 MM PCE LAMINATED BEATEN BOARD(8'X42'X12') WITH 3	411701	19907
39	STEEL ALMIRAH SMALL SIZE 50 X 30 X 17 OFFICE TYPE.	411701	7557
40	STEEL ALMIRAH SMALL SIZE 50 X 30 X 17 OFFICE TYPE.	411701	7567




100	CARBON DIOXIDE FIRE EXTINGUISHER 4.5 KG	412503	6641
101	CARBON DIOXIDE FIRE EXTINGUISHER 4.5 KG	412503	6641
102	CARBON DIOXIDE FIRE EXTINGUISHER 4.5 KG	412503	6641
103	CARBON DIOXIDE FIRE EXTINGUISHER 4.5 KG	412503	6641
104	CARBON DIOXIDE FIRE EXTINGUISHER 4.5 KG	412503	6641
105	CARBON DIOXIDE FIRE EXTINGUISHER 4.5 KG	412503	6641
106	CARBON DIOXIDE FIRE EXTINGUISHER 4.5 KG	412503	6641
107	CARBON DIOXIDE FIRE EXTINGUISHER 4.5 KG	412503	6641
108	CARBON DIOXIDE FIRE EXTINGUISHER 4.5 KG	412503	6641
109	CARBON DIOXIDE FIRE EXTINGUISHER 4.5 KG	412503	6641
110	CARBON DIOXIDE FIRE EXTINGUISHER 4.5 KG	412503	6641
111	CARBON DIOXIDE FIRE EXTINGUISHER 4.5 KG	412503	6641
112	CARBON DIOXIDE FIRE EXTINGUISHER 4.5 KG	412503	6641
113	CO2 TYPE FIRE EXTINGUISHER, COMPLETE V	412503	9103
114	CO2 TYPE FIRE EXTINGUISHER, COMPLETE V	412503	9103
115	CO2 TYPE FIRE EXTINGUISHER, COMPLETE V	412503	9103
116	CO2 TYPE FIRE EXTINGUISHER, COMPLETE V	412503	9103
117	BATTERY CHARGER HEAVY DUTY 72 VOLTS, I	412503	21315
118	COMPRESSIVE TESTING MACHINE - 2000 KN	412502	288921
119	FIRE EXTINGUISHER ABC TYPE 4 KGS	412801	2347
120	NUMERIC 1KVA UPS	412801	4900
121	NUMERIC 1KVA UPS	412801	4900
122	NUMERIC 1KVA UPS	412801	4900
123	NUMERIC 1KVA UPS	412801	4900
124	NUMERIC 1KVA UPS	412801	4900
125	NUMERIC 1KVA UPS	412801	4900
126	NUMERIC 1KVA UPS	412801	4900
127	NUMERIC 1KVA UPS	412801	4900
128	NUMERIC 1KVA UPS	412801	4900
129	NUMERIC 1KVA UPS	412801	4900
130	NUMERIC 1KVA UPS	412801	4900
131	NUMERIC 1KVA UPS	412801	4900
132	TWIN CALLER ID PHONE M-78	412801	3650
133	TWIN CALLER ID PHONE M-78	412801	3650
134	CARBON DIOXIDE FIRE EXTINGUISHER 2 KG	412801	4809
135	FIRE EXTINGUISHER ABC TYPE 4 KGS	412801	2347
136	CARBON DIOXIDE FIRE EXTINGUISHER 2 KG	412801	4809
137	CARBON DIOXIDE FIRE EXTINGUISHER 2 KG	412801	4809
138	FIRE EXTINGUISHER ABC TYPE 4 KGS	412801	2347
139	FIRE EXTINGUISHER ABC TYPE 4 KGS	412801	2347
140	FIRE EXTINGUISHER ABC TYPE 4 KGS	412801	2347
141	FIRE EXTINGUISHER ABC TYPE 4 KGS	412801	2347
142	FIRE EXTINGUISHER ABC TYPE 4 KGS	412801	2347
143	FIRE EXTINGUISHER ABC TYPE 4 KGS	412801	2347
144	FIRE EXTINGUISHER ABC TYPE 4 KGS	412801	2347
145	FIRE EXTINGUISHER ABC TYPE 4 KGS	412801	2347
146	FIRE EXTINGUISHER ABC TYPE 4 KGS	412801	2347
147	FIRE EXTINGUISHER ABC TYPE 4 KGS	412801	2347
148	BRASS TEST SIEVE, SIZE 0.25 MM, DIA 8 INCH	412801	2004
149	BRASS TEST SIEVE, SIZE 0.062 MM, DIA 8 INCH	412801	3263
150	ABC POWDER TYPE FIRE EXTINGUISHER CAP	412801	2805
151	ABC POWDER TYPE FIRE EXTINGUISHER CAP	412801	2805
152	ABC POWDER TYPE FIRE EXTINGUISHER CAP	412801	2805
153	ABC POWDER TYPE FIRE EXTINGUISHER CAP	412801	2805
154	ABC POWDER TYPE FIRE EXTINGUISHER CAP	412801	2805
155	ABC POWDER TYPE FIRE EXTINGUISHER CAP	412801	2805
156	FIRE EXTINGUSER ABC TYPE CAPACITY 9 KG	412801	3149
157	FIRE EXTINGUSER ABC TYPE CAPACITY 9 KG	412801	3149
158	FIRE EXTINGUSER ABC TYPE CAPACITY 9 KG	412801	3149
159	FIRE EXTINGUSER ABC TYPE CAPACITY 9 KG	412801	3149
160	FIRE EXTINGUSER ABC TYPE CAPACITY 9 KG	412801	3149
161	FIRE EXTINGUSER ABC TYPE CAPACITY 9 KG	412801	3149
162	FIRE EXTINGUSER ABC TYPE CAPACITY 9 KG	412801	3149
163	FIRE EXTINGUSER ABC TYPE CAPACITY 9 KG	412801	3149
164	FIRE EXTINGUSER ABC TYPE CAPACITY 9 KG	412801	3149
165	FIRE EXTINGUSER ABC TYPE CAPACITY 9 KG	412801	3149
166	FIRE EXTINGUSER ABC TYPE CAPACITY 9 KG	412801	3149
167	FIRE EXTINGUSER ABC TYPE CAPACITY 9 KG	412801	3149
168	FIRE EXTINGUSER ABC TYPE CAPACITY 9 KG	412801	3149
169	STABILIZER 2 KVA	412801	4580
170	STABILIZER 2 KVA	412801	4580
171	STABILIZER 2 KVA	412801	4580
172	STABILIZER 2 KVA	412801	4580
173	SEARCH LIGHT WITH CHARGING ADAPTER (L	412801	4980
174	SEARCH LIGHT WITH CHARGING ADAPTER (L	412801	4980
175	SEARCH LIGHT WITH CHARGING ADAPTER (L	412801	4980



176	SEARCH LIGHT WITH CHARGING ADAPTER (L	412801	4980
177	CEILING FAN	412801	2450
178	CEILING FAN	412801	2450
179	CEILING FAN	412801	2450
180	CEILING FAN	412801	2450
181	CEILING FAN	412801	2450
182	CEILING FAN	412801	2450
183	CEILING FAN	412801	2450
184	CEILING FAN	412801	2450
185	CEILING FAN	412801	2450
186	CEILING FAN	412801	2450
187	BUILDING CONTAINING HYDRO ELECTRIC GE	410301	336486
188	BUILDING CONTAINING TRANSMISSION PLAN	410303	40002
189	DAMS AND BARRAGES	410601	1955242
190	POWER CHANNELS	410602	202964
191	POWER TUNNELS AND PIPELINES	410604	427
192	PENSTOCKS	410605	114269
193	TAILRACE CHANNELS	410606	267809
194	HYDRO-MECHANICAL WORKS-DAMS AND BAF	410608	320640
195	HYDRO-MECHANICAL WORKS-TUNNELS & CAN	410610	78390
196	HYDRO MECHANICAL WORKS-TAIL RACE	410611	39956
197	MAIN GENERATING EQUIPMENT UNIT 2	410701	295156
198	MAIN GENERATING EQUIPMENT UNIT 3	410701	295156
199	MAIN GENERATING EQUIPMENT UNIT 4	410701	295156
200	MAIN GENERATING EQUIPMENT UNIT 1	410701	295155
201	GENERATOR STEP UP TRANSFORMER UNIT 2	410702	25891
202	GENERATOR STEP UP TRANSFORMER UNIT 3	410702	25891
203	GENERATOR STEP UP TRANSFORMER UNIT 4	410702	25891
204	GENERATOR STEP UP TRANSFORMER UNIT	410702	25890
205	OTHER POWER PLANT TRANSFORMER UNIT 2	410703	5367
206	OTHER POWER PLANT TRANSFORMER UNIT	410703	5367
207	OTHER POWER PLANT TRANSFORMER UNIT	410703	5367
208	OTHER POWER PLANT TRANSFORMER UNIT	410703	5365
209	COOLING WATER SYSTEMS UNIT 2	410704	5527
210	COOLING WATER SYSTEMS UNIT 3	410704	5527
211	COOLING WATER SYSTEMS UNIT 4	410704	5526
212	COOLING WATER SYSTEMS UNIT 1	410704	5527
213	SWITCH GEAR INCLUDING CABLE CONNECTO	410705	59320
214	SWITCH GEAR INCLUDING CABLE CONNECTO	410705	59320
215	SWITCH GEAR INCLUDING CABLE CONNECTO	410705	59319
216	SWITCH GEAR INCLUDING CABLE CONNECTO	410705	59322
217	DC SYSTEMS/BATTERY SYSTEMS UNIT 2	410707	2148
218	DC SYSTEMS/BATTERY SYSTEMS UNIT 3	410707	2148
219	DC SYSTEMS/BATTERY SYSTEMS UNIT 4	410707	2148
220	DC SYSTEMS/BATTERY SYSTEMS UNIT 1	410707	2149
221	POWER AND CONTROL CABLES UNIT II	410708	12556
222	POWER AND CONTROL CABLES UNIT III	410708	12556
223	POWER AND CONTROL CABLES UNIT IV	410708	12555
224	POWER AND CONTROL CABLES UNIT 1	410708	12556
225	COOLING WATER SYSTEMS UNIT 2	410709	4391
226	COOLING WATER SYSTEMS UNIT 3	410709	4391
227	COOLING WATER SYSTEMS UNIT 4	410709	4391
228	COOLING WATER SYSTEMS UNIT 1	410709	4392
229	POWER LINE CARRIER COMMUNICATION SYS	410710	1196
230	POWER LINE CARRIER COMMUNICATION SYS	410710	1196
231	POWER LINE CARRIER COMMUNICATION SYS	410710	1196
232	POWER LINE CARRIER COMMUNICATION SYS	410710	1195
233	METERING EQUIPMENTS-GPM UNIT 2	410711	21817
234	METERING EQUIPMENTS-GPM UNIT 3	410711	21817
235	METERING EQUIPMENTS-GPM UNIT 4	410711	21816
236	METERING EQUIPMENTS-GPM UNIT 1	410711	21816
237	AUXILIARY AND ANCILLARY SYSTEMS UNIT 2	410712	4542
238	AUXILIARY AND ANCILLARY SYSTEMS UNIT 3	410712	4542
239	AUXILIARY AND ANCILLARY SYSTEMS UNIT 4	410712	4541
240	AUXILIARY AND ANCILLARY SYSTEMS UNIT 1	410712	4543
241	MISC. POWER PLANT EQUIPMENT UNIT 2	410713	14468
242	MISC. POWER PLANT EQUIPMENT UNIT 3	410713	14468
243	MISC. POWER PLANT EQUIPMENT UNIT 4	410713	14468
244	MISC. POWER PLANT EQUIPMENT UNIT 1	410713	14467
245	BUILDING CONTAINING HYDRO ELECTRIC GE	410301	4595425
246	DAMS AND BARRAGES	410601	7718947
247	Construction of DG Room at Sector-F at TLD III P	410328	1978
248	Internal electrification work at silt lab, General Offic	410328	193507
249	Internal electrification of 05 nos of temporary type	410326	239510
250	ELEC. OPTD. VFD CONT. 3TON REV. WINCH	411130	729300
251	FIRE TENDER, TATA,LP1613TC	411505	2839000




252	IRON BED OF SIZE 3'X6.5' WITH 19MM PLY AL	411702	7070
253	IRON BED OF SIZE 3'X6.5' WITH 19MM PLY AL	411702	7070
254	IRON BED OF SIZE 3'X6.5' WITH 19MM PLY AL	411702	7070
255	IRON BED OF SIZE 3'X6.5' WITH 19MM PLY AL	411702	7070
256	IRON BED OF SIZE 3'X6.5' WITH 19MM PLY AL	411702	7070
257	IRON BED OF SIZE 3'X6.5' WITH 19MM PLY AL	411702	7070
258	IRON BED OF SIZE 3'X6.5' WITH 19MM PLY AL	411702	7070
259	IRON BED OF SIZE 3'X6.5' WITH 19MM PLY AL	411702	7070
260	IRON BED OF SIZE 3'X6.5' WITH 19MM PLY AL	411702	7070
261	IRON BED OF SIZE 3'X6.5' WITH 19MM PLY AL	411702	7070
262	WOODEN BED SIZE 6-1/2'X3'	411702	8616
263	WOODEN BED SIZE 6-1/2'X3'	411702	8616
264	WOODEN BED SIZE 6-1/2'X3'	411702	8616
265	WOODEN BED SIZE 6-1/2'X3'	411702	8616
266	20" TFT MONITOR	411801	6475
267	20" TFT MONITOR	411801	6475
268	20" TFT MONITOR	411801	6475
269	20" TFT MONITOR	411801	6475
270	20" TFT MONITOR	411801	6475
271	MS OFFICE STD 2013 INC OLP D GOVT. FOR 8	412201	1400868
272	MINI TRUCK TATA 407(TURBO)	411508	610336
273	HP DESKJET INK ADVANTAGE 2520 HC ALL IN	411803	9050
274	DESKTOP COMPUTER CORE I5,3.2 GHZ,8GB D	411801	59200
275	DESKTOP COMPUTER CORE I5,3.2 GHZ,8GB D	411801	59200
276	DESKTOP COMPUTER CORE I5,3.2 GHZ,8GB D	411801	59200
277	SCREW PUMP, MODEL NO. T3ST90/42	411112	1219670
278	DESKTOP COMPUTER CORE I5,3.2 GHZ,8GB D	411801	59200
279	DESKTOP COMPUTER CORE I5,3.2 GHZ,8GB D	411801	59200
280	SCREW JACK 10T	412801	1470
281	SCREW JACK 10T	412801	1470
282	SCREW JACK 10T	412801	1470
283	SCREW JACK 10T	412801	1470
284	HP DESKJET INK ADVANTAGE 2520 HC ALL IN	411803	9050
285	DIGITAL PHOTOCOPIER MACHINE MAKE-XER	412003	76184
286	WATER PERIFIER AQUAGUARD TOTAL PROT	412020	22530
287	WATER PERIFIER AQUAGUARD TOTAL PROT	412020	22530
288	AQUAGUARD COMMERCIAL WATER COOLER	412020	82650
289	AQUAGUARD COMMERCIAL WATER COOLER	412020	82650
290	AQUAGUARD COMMERCIAL WATER COOLER	412020	82650
291	3 PH, 415 V,7.5 KW, MOTOR	411112	34511
292	3 PH, 415 V,7.5 KW, MOTOR	411112	34511
293	LAN SWITCH, 16 PORT	411806	7455
294	LAN SWITCH, 16 PORT	411806	7455
295	LAN SWITCH, 16 PORT	411806	7455
296	24 PORT ETHERNET 10/100/1000 GIGABIT SWI	411806	12075
297	LAN SWITCH, 24 PORTS, 10/100/1000 SPEED,	411806	29000
298	HP DESKJET INK ADVANTAGE 2520 HC ALL IN	411803	9050
299	HP DESKJET INK ADVANTAGE 2520 HC ALL IN	411803	9050
300	HP DESKJET INK ADVANTAGE 2520 HC ALL IN	411803	9050
301	HP DESKJET INK ADVANTAGE 2520 HC ALL IN	411803	9050
302	HP DESKJET INK ADVANTAGE 2520 HC ALL IN	411803	9050
303	HP DESKJET INK ADVANTAGE 2520 HC ALL IN	411803	9050
304	SUBMERSIBLE PUMP 90 KW-KSB&KRTK150-40	411112	1567440
305	ARMOURER TABLE SIZE 6x3x3.5	411701	24818
306	ECHOGRAPH™™ RSG-35	412503	257250
307	FMR240-A5VIAPJAA4F MICROPILOT MEASURI	412503	374850
308	SOLAR PANEL FULL AUTOMATIC POWER SUP	412503	100275
309	GSM MODEM ,RS-232,QUAD BAND 900/1800MH	411806	247275
310	DIAMOND CUTTER DCH 300 230V-CUTTING DE	412503	121671
311	UNIVERSAL VACUUM CLEANER, HILTI, ITEM C	412020	44068
312	TE2M DRILLING MACHINE , HILTI,TE 2M (ITEM	412503	18215
313	ANGLE GRINDER DCG 180P 7, HILTI, DCG180P	412503	23629
314	ANGLE GRINDER DCG 180P 7, HILTI, DCG180P	412503	23629
315	TE 40 ROTARY HAMMER DRILLING MACHINE,	412503	62203
316	TEAKWOOD MADE DINING CHAIR WITH PADD	411707	5954
317	TEAKWOOD MADE DINING CHAIR WITH PADD	411707	5954
318	TEAKWOOD MADE DINING CHAIR WITH PADD	411707	5954
319	TEAKWOOD MADE DINING CHAIR WITH PADD	411707	5954
320	TEAKWOOD MADE DINING CHAIR WITH PADD	411707	5954
321	TEAKWOOD MADE DINING CHAIR WITH PADD	411707	5954
322	TEAKWOOD MADE DINING CHAIR WITH PADD	411707	5954
323	TEAKWOOD MADE DINING CHAIR WITH PADD	411707	5954
324	TEAKWOOD MADE DINING CHAIR WITH PADD	411707	5954
325	TEAKWOOD MADE DINING CHAIR WITH PADD	411707	5954
326	TEAKWOOD MADE DINING CHAIR WITH PADD	411707	5954
327	TEAKWOOD MADE DINING CHAIR WITH PADD	411707	5954




328	SERVICE CABINET MADE OF WATERPROOF P	411707	17748
329	SERVICE CABINET MADE OF WATERPROOF P	411707	17748
330	SERVICE CABINET MADE OF WATERPROOF P	411707	17748
331	TEAKWOOD MADE DINING TABLE WITH MELA	411707	15400
332	TEAKWOOD MADE DINING TABLE WITH MELA	411707	15400
333	TEAKWOOD MADE DINING TABLE WITH MELA	411707	15400
334	MONOBLOCK PUMP SET-20HP, KDT2070	411112	75511
335	REFRIGERATOR DOUBLE DOOR (360 L)-MAKE	412505	43900
336	WOODEN DOUBLE BED 6' X 6.5'	411702	25190
337	SIDE TABLE	412801	3173
338	SIDE TABLE	412801	3173
339	DRESSING TABLE TEAK WOOD WITH STOOL.	411702	12595
340	KENT RO GRAND PLUS	412020	19000
341	CONTROL PANEL WITH STAR DELTA STARTER	411112	9450
342	WATER JET EDUCATOR, (AS PER MANUFACT	412503	59160
343	WATER JET EDUCATOR, (AS PER MANUFACT	412503	59160
344	WATER JET EDUCATOR, (AS PER MANUFACT	412503	59160
345	PRISM TARGET, MODEL ERT-10P2 COMPLETE	412502	8949
346	PRISM TARGET, MODEL ERT-10P2 COMPLETE	412502	8949
347	PRISM TARGET, MODEL ERT-10P2 COMPLETE	412502	8949
348	PRISM TARGET, MODEL ERT-10P2 COMPLETE	412502	8949
349	PRISM TARGET, MODEL ERT-10P2 COMPLETE	412502	8949
350	PRISM TARGET, MODEL ERT-10P2 COMPLETE	412502	8949
351	PRISM TARGET, MODEL ERT-10P2 COMPLETE	412502	8949
352	PRISM TARGET, MODEL ERT-10P2 COMPLETE	412502	8949
353	PRISM TARGET, MODEL ERT-10P2 COMPLETE	412502	8949
354	PRISM TARGET, MODEL ERT-10P2 COMPLETE	412502	8949
355	PRISM TARGET, MODEL ERT-10P2 COMPLETE	412502	8949
356	PRISM TARGET, MODEL ERT-10P2 COMPLETE	412502	8949
357	PRISM TARGET, MODEL ERT-10P2 COMPLETE	412502	8949
358	CRACK METER, MODEL EDJ-40C	412801	883
359	CRACK METER, MODEL EDJ-40C	412801	883
360	CRACK METER, MODEL EDJ-40C	412801	883
361	SWITCH RACK 12U COMPLETE WITH ACCESS	411804	5611
362	WOODEN BOX TEEK 2x1.5x1	411701	17500
363	EXCAVATORS-HYDRAULIC, TATA HITACHI,OH	411101	4187215
364	GODREJ MAKE STEEL RACK (2510 MM X 2000	411701	37384
365	GODREJ MAKE STEEL RACK (2510 MM X 2000	411701	37384
366	GODREJ MAKE STEEL RACK (2510 MM X 2000	411701	37384
367	GODREJ MAKE STEEL RACK (2510 MM X 2000	411701	37384
368	GODREJ MAKE STEEL RACK (2510 MM X 2000	411701	37384
369	GODREJ MAKE STEEL RACK (2510 MM X 2000	411701	37384
370	GODREJ MAKE STEEL RACK (2510 MM X 2000	411701	37384
371	GODREJ MAKE STEEL RACK (2510 MM X 2000	411701	37384
372	GODREJ MAKE STEEL RACK (2510 MM X 2000	411701	37384
373	GODREJ MAKE STEEL RACK (2510 MM X 2000	411701	37384
374	STORAGE OPTIMZER 4 BODY OPTIMIZER W2	411701	127899
375	STORAGE OPTIMZER 4 BODY OPTIMIZER W2	411701	127899
376	STORAGE OPTIMZER 4 BODY OPTIMIZER W2	411701	127899
377	STORAGE GAIN H: 2750MM, W:4000 MM, D:50	411701	152727
378	STORAGE GAIN H: 2750MM, W:4000 MM, D:50	411701	152727
379	STORAGE GAIN H: 2750MM, W:4000 MM, D:50	411701	152727
380	STORAGE GAIN STOREUP OVERHEAD STOR	411701	36539
381	VIDEOCON WASHUING MACHINE (SEMI-AUTO	412007	9500
382	DLINK DSL-2750U WIRELESS ADSL ROUTER	412801	2678
383	STORAGE GAIN H: 2750 MM W: 5000 MM D : 50	411701	190009
384	STORAGE GAIN H: 2750 MM W: 2000 MM D : 50	411701	78164
385	STORAGE GAIN H: 2750 MM W: 2000 MM D : 50	411701	78164
386	MID BACK BRAVO CHAIR, PCH-9U02R	411701	6915
387	MID BACK BRAVO CHAIR, PCH-9U02R	411701	6915
388	MID BACK BRAVO CHAIR, PCH-9U02R	411701	6915
389	MID BACK BRAVO CHAIR, PCH-9U02R	411701	6915
390	MID BACK BRAVO CHAIR, PCH-9U02R	411701	6915
391	MID BACK BRAVO CHAIR, PCH-9U02R	411701	6915
392	STORAGE GAIN WITH OVERHEAD STORAGE	411701	58242
393	NETWORK VIDEO RECORDER 4-CHANNEL (SU	411804	18320
394	CMOS CAMERA - HIKVISION, MODEL:DS2CD20	411804	13740
395	CMOS CAMERA - HIKVISION, MODEL:DS2CD20	411804	13740
396	CMOS CAMERA - HIKVISION, MODEL:DS2CD20	411804	13740
397	8 PORT POE SWITCH - D-LINK, MODEL:D-LINK	411806	9366
398	EXECUTIVE CHAIR WITH ARM, CUSHION SEAT	411701	7490
399	EXECUTIVE CHAIR WITH ARM, CUSHION SEAT	411701	7490
400	EXECUTIVE CHAIR WITH ARM, CUSHION SEAT	411701	7490
401	EXECUTIVE CHAIR WITH ARM, CUSHION SEAT	411701	7490
402	EXECUTIVE CHAIR WITH ARM, CUSHION SEAT	411701	7490
403	EXECUTIVE CHAIR WITH ARM, CUSHION SEAT	411701	7490

347




404	EXECUTIVE CHAIR WITH ARM, CUSHION SEAT	411701	7490
405	SUPER DOOR FRAME METAL DETECTOR WIT	412503	337203
406	DIGITAL PHOTOCOPIER MACHINE MAKE-XER	412003	74025
407	WOODEN SINGLE BED OF SIZE 78X36	411702	8359
408	WOODEN SINGLE BED OF SIZE 78X36	411702	8359
409	WOODEN SINGLE BED OF SIZE 78X36	411702	8359
410	WOODEN SINGLE BED OF SIZE 78X36	411702	8359
411	WOODEN SINGLE BED OF SIZE 78X36	411702	8359
412	WOODEN SINGLE BED OF SIZE 78X36	411702	8359
413	WOODEN SINGLE BED OF SIZE 78X36	411702	8359
414	WOODEN SINGLE BED OF SIZE 78X36	411702	8359
415	WOODEN SINGLE BED OF SIZE 78X36	411702	8359
416	WOODEN SINGLE BED OF SIZE 78X36	411702	8359
417	WOODEN SINGLE BED OF SIZE 78X36	411702	8359
418	WOODEN SINGLE BED OF SIZE 78X36	411702	8359
419	WOODEN SINGLE BED OF SIZE 78X36	411702	8359
420	WOODEN SINGLE BED OF SIZE 78X36	411702	8359
421	WOODEN SINGLE BED OF SIZE 78X36	411702	8359
422	WOODEN SINGLE BED OF SIZE 78X36	411702	8359
423	WOODEN SINGLE BED OF SIZE 78X36	411702	8359
424	WOODEN SINGLE BED OF SIZE 78X36	411702	8359
425	WOODEN SINGLE BED OF SIZE 78X36	411702	8359
426	WOODEN SINGLE BED OF SIZE 78X36	411702	8359
427	DINNING SET, SIX NOS. STEEL DINING CHAIR	411707	22041
428	CENTRE TABLE WITH GLASS TOP (36X18)	412801	4122
429	CENTRE TABLE WITH GLASS TOP (36X18)	412801	4122
430	CENTRE TABLE WITH GLASS TOP (36X18)	412801	4122
431	CENTRE TABLE WITH GLASS TOP (36X18)	412801	4122
432	CENTRE TABLE WITH GLASS TOP (36X18)	412801	4122
433	CENTRE TABLE WITH GLASS TOP (36X18)	412801	4122
434	CENTRE TABLE WITH GLASS TOP (36X18)	412801	4122
435	CENTRE TABLE WITH GLASS TOP (36X18)	412801	4122
436	CENTRE TABLE WITH GLASS TOP (36X18)	412801	4122
437	CENTRE TABLE WITH GLASS TOP (36X18)	411707	7217
438	CENTRE TABLE WITH GLASS TOP (36X18)	411707	7217
439	CENTRE TABLE WITH GLASS TOP (36X18)	411707	7217
440	CENTRE TABLE WITH GLASS TOP (36X18)	411707	7217
441	CENTRE TABLE WITH GLASS TOP (36X18)	411707	7217
442	CENTRE TABLE WITH GLASS TOP (36X18)	411707	7217
443	DINING CHAIR	411707	5049
444	DINING CHAIR	411707	5049
445	DINING CHAIR	411707	5049
446	KENT RO WATER PURIFIER-PEARL	412020	17601
447	CENTRE TABLE WITH GLASS TOP (36X18)	412801	4122
448	CENTRE TABLE WITH GLASS TOP (36X18)	412801	4122
449	CENTRE TABLE WITH GLASS TOP (36X18)	412801	4122
450	DINING CHAIR	411707	5049
451	DINING CHAIR	411707	5049
452	DINING CHAIR	411707	5049
453	DINING CHAIR	411707	5049
454	DINING CHAIR	411707	5049
455	DINING CHAIR	411707	5049
456	DINING CHAIR	411707	5049
457	DINING CHAIR	411707	5049
458	DINING CHAIR	411707	5049
459	DINING CHAIR	411707	5049
460	DINING CHAIR	411707	5049
461	DINING CHAIR	411707	5049
462	DINING CHAIR	411707	5049
463	DINING CHAIR	411707	5049
464	DINING CHAIR	411707	5049
465	LAN SWITCH 8 PORT	412801	935
466	SIDE TABLE	412801	3173
467	SIDE TABLE	412801	3173
468	SIDE TABLE	412801	3173
469	SIDE TABLE	412801	3173
470	SIDE TABLE	412801	3173
471	SIDE TABLE	412801	3173
472	SIDE TABLE	412801	3173
473	SIDE TABLE	412801	3173
474	SIDE TABLE	412801	3173
475	SIDE TABLE	412801	3173
476	SIDE TABLE	412801	3173
477	SIDE TABLE	412801	3173
478	2.0 TR SPLIT AC (3 STAR RATED OR ABOVE) V	412008	47700
479	2.0 TR SPLIT AC (3 STAR RATED OR ABOVE) V	412008	47700





480	2.0 TR SPLIT AC (3 STAR RATED OR ABOVE) V	412008	47700
481	2.0 TR SPLIT AC (3 STAR RATED OR ABOVE) V	412008	47700
482	2.0 TR SPLIT AC (3 STAR RATED OR ABOVE) V	412008	47700
483	AIR CONDITIONER HITACHI 1.5 TR, HITACHI R	412008	37500
484	MATTRESS(QUEEN SIZE DOUBLE BED) 5 THIC	412007	24171
485	WIRELESS INDOOR ACCESS POINT	411806	9555
486	WORKSTATIONTILE BASED DERIVE PANEL TH	411701	35285
487	WORKSTATIONTILE BASED DERIVE PANEL TH	411701	35285
488	WORKSTATIONTILE BASED DERIVE PANEL TH	411701	35285
489	WORKSTATIONTILE BASED DERIVE PANEL TH	411701	35285
490	WORKSTATIONTILE BASED DERIVE PANEL TH	411701	35285
491	WORKSTATIONTILE BASED DERIVE PANEL TH	411701	35285
492	WORKSTATIONTILE BASED DERIVE PANEL TH	411701	35285
493	WORKSTATIONTILE BASED DERIVE PANEL TH	411701	35285
494	WORKSTATIONTILE BASED DERIVE PANEL TH	411701	35285
495	WORKSTATIONTILE BASED DERIVE PANEL TH	411701	35285
496	WORKSTATIONTILE BASED DERIVE PANEL TH	411701	35285
497	WORKSTATIONTILE BASED DERIVE PANEL TH	411701	35285
498	WORKSTATIONTILE BASED DERIVE PANEL TH	411701	35285
499	WORKSTATIONTILE BASED DERIVE PANEL TH	411701	35285
500	WORKSTATIONTILE BASED DERIVE PANEL TH	411701	35285
501	WORKSTATIONTILE BASED DERIVE PANEL TH	411701	35285
502	WORKSTATIONTILE BASED DERIVE PANEL TH	411701	35285
503	WORKSTATIONTILE BASED DERIVE PANEL TH	411701	35285
504	WORKSTATIONTILE BASED DERIVE PANEL TH	411701	35285
505	WORKSTATIONTILE BASED DERIVE PANEL TH	411701	35285
506	WORKSTATIONTILE BASED DERIVE PANEL TH	411701	35285
507	WORKSTATIONTILE BASED DERIVE PANEL TH	411701	35285
508	WORKSTATIONTILE BASED DERIVE PANEL TH	411701	35285
509	WORKSTATIONTILE BASED DERIVE PANEL TH	411701	29059
510	WORKSTATIONTILE BASED DERIVE PANEL TH	411701	29059
511	WORKSTATIONTILE BASED DERIVE PANEL TH	411701	29059
512	WORKSTATIONTILE BASED DERIVE PANEL TH	411701	29059
513	WORKSTATIONTILE BASED DERIVE PANEL TH	411701	29059
514	WORKSTATIONTILE BASED DERIVE PANEL TH	411701	29059
515	WORKSTATION- ECHO SLIDING DOOR STORA	411701	13011
516	WORKSTATION- ECHO SLIDING DOOR STORA	411701	13011
517	WORKSTATION- ECHO SLIDING DOOR STORA	411701	13011
518	WORKSTATION- ECHO SLIDING DOOR STORA	411701	13011
519	WORKSTATION- ECHO SLIDING DOOR STORA	411701	13011
520	WORKSTATION- ECHO SLIDING DOOR STORA	411701	13011
521	WORKSTATION- ECHO SLIDING DOOR STORA	411701	13011
522	WORKSTATION- ECHO SLIDING DOOR STORA	411701	13011
523	WORKSTATION- ECHO SLIDING DOOR STORA	411701	13011
524	WORKSTATION- ECHO SLIDING DOOR STORA	411701	13011
525	WORKSTATION- ECHO SLIDING DOOR STORA	411701	13011
526	WORKSTATION- ECHO SLIDING DOOR STORA	411701	13011
527	WORKSTATION- ECHO SLIDING DOOR STORA	411701	13011
528	WORKSTATION- ECHO SLIDING DOOR STORA	411701	13011
529	WORKSTATION- ECHO SLIDING DOOR STORA	411701	13011
530	WORKSTATION- ECHO SLIDING DOOR STORA	411701	13011
531	WORKSTATION- ECHO SLIDING DOOR STORA	411701	13011
532	WORKSTATION- ECHO SLIDING DOOR STORA	411701	13011
533	WORKSTATION- ECHO SLIDING DOOR STORA	411701	13011
534	WORKSTATION- ECHO SLIDING DOOR STORA	411701	13011
535	WORKSTATION- ECHO SLIDING DOOR STORA	411701	13011
536	WORKSTATION- ECHO SLIDING DOOR STORA	411701	13011
537	WORKSTATION- ECHO SLIDING DOOR STORA	411701	13011
538	WORKSTATION NOVA 2DR FREE STANDING F	411701	5762
539	WORKSTATION NOVA 2DR FREE STANDING F	411701	5762
540	WORKSTATION NOVA 2DR FREE STANDING F	411701	5762
541	WORKSTATION NOVA 2DR FREE STANDING F	411701	5762
542	WORKSTATION NOVA 2DR FREE STANDING F	411701	5762
543	WORKSTATION NOVA 2DR FREE STANDING F	411701	5762
544	KBPT	411701	1318
545	KBPT	411701	1318
546	KBPT	411701	1318
547	KBPT	411701	1318
548	KBPT	411701	1318
549	KBPT	411701	1318
550	KBPT	411701	1318
551	KBPT	411701	1318
552	KBPT	411701	1318
553	KBPT	411701	1318
554	KBPT	411701	1318
555	KBPT	411701	1318


349




556	KBPT	411701	1318
557	KBPT	411701	1318
558	KBPT	411701	1318
559	KBPT	411701	1318
560	KBPT	411701	1318
561	KBPT	411701	1318
562	KBPT	411701	1318
563	KBPT	411701	1318
564	KBPT	411701	1318
565	KBPT	411701	1318
566	KBPT	411701	1318
567	KBPT	411701	1318
568	KBPT	411701	1318
569	KBPT	411701	1318
570	KBPT	411701	1318
571	KBPT	411701	1318
572	KBPT	411701	1318
573	GODREJ CHAIR BRAVO 9U01R	411701	7723
574	GODREJ CHAIR BRAVO 9U01R	411701	7723
575	GODREJ CHAIR BRAVO 9U01R	411701	7723
576	GODREJ CHAIR BRAVO 9U01R	411701	7723
577	GODREJ CHAIR BRAVO 9U01R	411701	7723
578	GODREJ CHAIR BRAVO 9U01R	411701	7723
579	GODREJ CHAIR BRAVO 9U01R	411701	7723
580	GODREJ CHAIR BRAVO 9U01R	411701	7723
581	GODREJ CHAIR BRAVO 9U01R	411701	7723
582	GODREJ CHAIR BRAVO 9U01R	411701	7723
583	GODREJ CHAIR BRAVO 9U01R	411701	7723
584	GODREJ CHAIR BRAVO 9U01R	411701	7723
585	GODREJ CHAIR BRAVO 9U01R	411701	7723
586	GODREJ CHAIR BRAVO 9U01R	411701	7723
587	GODREJ CHAIR BRAVO 9U01R	411701	7723
588	GODREJ CHAIR BRAVO 9U01R	411701	7723
589	GODREJ CHAIR BRAVO 9U01R	411701	7723
590	GODREJ CHAIR BRAVO 9U01R	411701	7723
591	GODREJ CHAIR BRAVO 9U01R	411701	7723
592	GODREJ CHAIR BRAVO 9U01R	411701	7723
593	GODREJ CHAIR BRAVO 9U01R	411701	7723
594	GODREJ CHAIR BRAVO 9U01R	411701	7723
595	GODREJ CHAIR BRAVO 9U01R	411701	7723
596	STORAGE GAIN H: 2750MM, W:3000 MM, D:50	411701	115446
597	STORAGE GAIN H: 2750MM, W:3000 MM, D:50	411701	115446
598	MEDIA CONVERTER GIGABIT - SM (1000MBPS	411806	8663
599	LAN SWITCH 8 PORT	412801	935
600	WIRELESS INDOOR ACCESS POINT	411806	9555
601	GODREJ STOREWEL WARDROBE-H1 MODEL	411701	25965
602	GODREJ STOREWEL WARDROBE-H1 MODEL	411701	25965
603	GODREJ STOREWEL WARDROBE-H1 MODEL	411701	25965
604	WEB CAMERA I BALL CHD20.0	412801	1145
605	WEB CAMERA I BALL CHD20.0	412801	1145
606	WEB CAMERA I BALL CHD20.0	412801	1145
607	WEB CAMERA I BALL CHD20.0	412801	1145
608	MEDIA CONVERTER GIGABIT - SM (1000MBPS	411806	8663
609	WIRELESS INDOOR ACCESS POINT	411806	9555
610	WOODEN DINNING TABLE OF SIZE 3'10X3'4 PF	411702	19196
611	WOODEN DINNING TABLE OF SIZE 3'10X3'4 PF	411702	19196
612	WOODEN DINNING TABLE OF SIZE 3'10X3'4 PF	411702	19196
613	HYDRAULIC MOBILE CRANE RT630C-30MT	411109	16616813
614	PVC CUSHIONED CHAIR (SUPREME ORNATE)	412801	2719
615	PVC CUSHIONED CHAIR (SUPREME ORNATE)	412801	2719
616	PVC CUSHIONED CHAIR (SUPREME ORNATE)	412801	2719
617	PVC CUSHIONED CHAIR (SUPREME ORNATE)	412801	2719
618	PVC CUSHIONED CHAIR (SUPREME ORNATE)	412801	2719
619	PVC CUSHIONED CHAIR (SUPREME ORNATE)	412801	2719
620	PVC CUSHIONED CHAIR (SUPREME ORNATE)	412801	2719
621	PVC CUSHIONED CHAIR (SUPREME ORNATE)	412801	2719
622	PVC CUSHIONED CHAIR (SUPREME ORNATE)	412801	2719
623	PVC CUSHIONED CHAIR (SUPREME ORNATE)	412801	2719
624	PVC CUSHIONED CHAIR (SUPREME ORNATE)	412801	2719
625	PVC CUSHIONED CHAIR (SUPREME ORNATE)	412801	2719
626	PVC CUSHIONED CHAIR (SUPREME ORNATE)	412801	2719
627	PVC CUSHIONED CHAIR (SUPREME ORNATE)	412801	2719
628	PVC CUSHIONED CHAIR (SUPREME ORNATE)	412801	2719
629	PVC CUSHIONED CHAIR (SUPREME ORNATE)	412801	2719
630	PVC CUSHIONED CHAIR (SUPREME ORNATE)	412801	2719
631	PVC CUSHIONED CHAIR (SUPREME ORNATE)	412801	2719



632	PVC CUSHIONED CHAIR (SUPREME ORNATE)	412801	2719
633	PVC CUSHIONED CHAIR (SUPREME ORNATE)	412801	2719
634	EXECUTIVE REVOLVING CHAIR WITH PUSH B	411701	8301
635	TEAKWOOD MADE SOFA SET (3+1+1) WITH W	411707	42136
636	OFFICE TABLE 4X2	411701	5725
637	OFFICE TABLE 4X2	411701	5725
638	EXECUTIVE REVOLVING CHAIR WITH PUSH B	411701	8301
639	EXECUTIVE REVOLVING CHAIR WITH PUSH B	411701	8301
640	OFFICE TABLE STEEL 6X3	411701	12538
641	STEEL OFFICE TABLE SIZE : 5 X 3 FT	411701	8673
642	STEEL OFFICE TABLE SIZE : 5 X 3 FT	411701	8673
643	OFFICE TABLE 4X2	411701	5725
644	OFFICE TABLE 4X2	411701	5725
645	OFFICE TABLE 4X2	411701	5725
646	OFFICE TABLE 4X2	411701	5725
647	OFFICE TABLE 4X2	411701	5725
648	COMPUTER TABLE 30X18	412801	4151
649	COMPUTER TABLE 30X18	412801	4151
650	COMPUTER TABLE 30X18	412801	4151
651	COMPUTER TABLE 30X18	412801	4151
652	REVOLVING CHAIR CUSHIONED SEAT & BACK	412801	3046
653	REVOLVING CHAIR CUSHIONED SEAT & BACK	412801	3046
654	REVOLVING CHAIR CUSHIONED SEAT & BACK	412801	3046
655	REVOLVING CHAIR CUSHIONED SEAT & BACK	412801	3046
656	STOREWELL OF SIZE 78X34X19 WITH FOUR F	411701	9933
657	STOREWELL OF SIZE 78X34X19 WITH FOUR F	411701	9933
658	STOREWELL OF SIZE 78X34X19 WITH FOUR F	411701	9933
659	STOREWELL OF SIZE 78X34X19 WITH FOUR F	411701	9933
660	STOREWELL OF SIZE 78X34X19 WITH FOUR F	411701	9933
661	OFFICE CHAIR CUSHIONED SEAT & BACK, PIF	412801	1603
662	OFFICE CHAIR CUSHIONED SEAT & BACK, PIF	412801	1603
663	OFFICE CHAIR CUSHIONED SEAT & BACK, PIF	412801	1603
664	OFFICE CHAIR CUSHIONED SEAT & BACK, PIF	412801	1603
665	OFFICE CHAIR CUSHIONED SEAT & BACK, PIF	412801	1603
666	OFFICE CHAIR CUSHIONED SEAT & BACK, PIF	412801	1603
667	OFFICE CHAIR CUSHIONED SEAT & BACK, PIF	412801	1603
668	PERSONAL COMPUTER(DESKTOP), HP 406 G	411801	59504
669	PERSONAL COMPUTER(DESKTOP), HP 406 G	411801	59504
670	PERSONAL COMPUTER(DESKTOP), HP 406 G	411801	59504
671	PERSONAL COMPUTER(DESKTOP), HP 406 G	411801	59504
672	OIL FILLED RADIATOR/HEATER	412020	11800
673	OIL FILLED RADIATOR/HEATER	412020	11800
674	WATER GEYSER, 2 KW,230 VOLT , 25 LTR. STC	411707	10580
675	WATER GEYSER, 2 KW,230 VOLT , 25 LTR. STC	411707	10580
676	WATER GEYSER, 2 KW,230 VOLT , 25 LTR. STC	411707	10580
677	WATER GEYSER, 2 KW,230 VOLT , 25 LTR. STC	411707	10580
678	WATER GEYSER, 2 KW,230 VOLT , 35 LTR. STC	411707	11860
679	HALOGEN HEATER 3 ROD	411707	1500
680	HALOGEN HEATER 3 ROD	411707	1500
681	600 VA UPS, APC MAKE	412801	2405
682	600 VA UPS, APC MAKE	412801	2405
683	600 VA UPS, APC MAKE	412801	2405
684	600 VA UPS, APC MAKE	412801	2405
685	HP LASERJET PRO MFP M128FN,MULTIFUNCT	411803	18848
686	HP LASERJET PRO MFP M128FN,MULTIFUNCT	411803	18848
687	GYSER 25 LTR. CAPACITY	411707	10564
688	GYSER 25 LTR. CAPACITY	411707	10564
689	GYSER 25 LTR. CAPACITY	411707	10564
690	GYSER 25 LTR. CAPACITY	411707	10564
691	GYSER 25 LTR. CAPACITY	411707	10564
692	HEAT CONVECTOR 2KW	412801	2880
693	HEAT CONVECTOR 2KW	412801	2880
694	HEAT CONVECTOR 2KW	412801	2880
695	HEAT CONVECTOR 2KW	412801	2880
696	HEAT CONVECTOR 2KW	412801	2880
697	HEAT CONVECTOR 2KW	412801	2880
698	GYSER 25 LTR. CAPACITY	411707	10564
699	GYSER 25 LTR. CAPACITY	411707	10564
700	HEAT CONVECTOR 2KW	412801	2880
701	HEAT CONVECTOR 2KW	412801	2880
702	HEAT CONVECTOR 2KW	412801	2880
703	HEAT CONVECTOR 2KW	412801	2880
704	HEAT CONVECTOR 2KW	412801	2880
705	HEAT CONVECTOR 2KW	412801	2880
706	ELECTRIC KETTLE STAINLESS STEEL	412801	1099
707	OIL FILLED HEATER 9 FINS	412020	10449



708	OIL FILLED HEATER 9 FINS	412020	10449
709	PA SYSTEM AMPLIFIER (SSA-160DP) 160W , 5	412020	12500
710	PA REFLEX HORN WFB	412801	915
711	PA REFLEX HORN WFB	412801	915
712	PA REFLEX HORN WFB	412801	915
713	PA REFLEX HORN WFB	412801	915
714	PA DRIVER UNITS,MODEL NO.AU-40	412801	900
715	PA DRIVER UNITS,MODEL NO.AU-40	412801	900
716	PA DRIVER UNITS,MODEL NO.AU-40	412801	900
717	PA DRIVER UNITS,MODEL NO.AU-40	412801	900
718	AHUJA MIC STAND DGN	412801	1035
719	3G USB MODEM MICROMAX MMX 210G	412801	1439
720	3G USB MODEM MICROMAX MMX 210G	412801	1439
721	3G USB MODEM MICROMAX MMX 210G	412801	1439
722	3G USB MODEM MICROMAX MMX 210G	412801	1439
723	3G USB MODEM MICROMAX MMX 210G	412801	1439
724	3G USB MODEM MICROMAX MMX 210G	412801	1439
725	3G USB MODEM MICROMAX MMX 210G	412801	1439
726	3G USB MODEM MICROMAX MMX 210G	412801	1439
727	3G USB MODEM MICROMAX MMX 210G	412801	1439
728	3G USB MODEM MICROMAX MMX 210G	412801	1439
729	WEB CAMERA I BALL CHD20.0	412801	1145
730	TOSTER 4 SLIDER MAKE: MURPHY RECHARD	412801	2050
731	MIXER GRINDER	412801	4275
732	EDP EQUIPMENT	412801	38222
733	OIL FILLED RADIATOR/HEATER	412020	11800
734	EXHAUST FAN	412801	990
735	Construction of concrete pavement from RD 1215	410201	3788737
736	COMPENSATION FOR 71 PAFs-TLDIII PS	410121	83775325
737	BUILDING CONTAINING HYDRO ELECTRIC GE	410301	4463723
738	BUILDING CONTAINING HYDRO ELECTRIC GE	410301	710712
739	INTERNAL ELECTRIFICATION OF OFFICE NEA	410301	64758
740	BUILDING CONTAINING TRANSMISSION PLAN	410303	84490
741	EXTENSION OF ADMINISTRATIVE BUILDINGS(410304	530723
742	Internal Electrification of building extension at 2nd	410304	297078
743	PROTECTION AND FENCING AT PARADE GRO	410304	2800567
744	EXTENSION OF 2ND FLOOR OF ADMINISTRAT	410304	1756344
745	Construction of Officer's Club cum training hall at	410324	3046415
746	Construction of room sheds(temporary) for visiting	410326	6898936
747	Creation of children park at Sector-F ,TLD III PS	410328	196237
748	Providing Roof and provision of concrete and steel	410328	277140
749	DAMS AND BARRAGES	410601	9057591
750	DAMS AND BARRAGES	410601	26621795
751	DAMS AND BARRAGES	410601	4129785
752	POWER CHANNELS	410602	428693
753	POWER TUNNELS AND PIPELINES	410604	901
754	PENSTOCKS	410605	241355
755	TAILRACE CHANNELS	410606	565656
756	HYDRO-MECHANICAL WORKS-DAMS AND BARR	410608	677243
757	HYDRO-MECHANICAL WORKS-TUNNELS & CAN	410610	165573
758	HYDRO MECHANICAL WORKS-TAIL RACE	410611	84394
759	MAIN GENERATING EQUIPMENT UNIT 2	410701	623416
760	MAIN GENERATING EQUIPMENT UNIT 3	410701	623416
761	MAIN GENERATING EQUIPMENT UNIT 4	410701	623416
762	MAIN GENERATING EQUIPMENT UNIT 1	410701	623417
763	GENERATOR STEP UP TRANSFORMER UNIT 2	410702	54685
764	GENERATOR STEP UP TRANSFORMER UNIT 3	410702	54685
765	GENERATOR STEP UP TRANSFORMER UNIT 4	410702	54685
766	GENERATOR STEP UP TRANSFORMER UNIT	410702	54686
767	OTHER POWER PLANT TRANSFORMER UNIT 2	410703	11335
768	OTHER POWER PLANT TRANSFORMER UNIT	410703	11335
769	OTHER POWER PLANT TRANSFORMER UNIT	410703	11335
770	OTHER POWER PLANT TRANSFORMER UNIT	410703	11336
771	COOLING WATER SYSTEMS UNIT 2	410704	11673
772	COOLING WATER SYSTEMS UNIT 3	410704	11674
773	COOLING WATER SYSTEMS UNIT 4	410704	11673
774	COOLING WATER SYSTEMS UNIT 1	410704	11673
775	SWITCH GEAR INCLUDING CABLE CONNECTO	410705	125294
776	SWITCH GEAR INCLUDING CABLE CONNECTO	410705	125294
777	SWITCH GEAR INCLUDING CABLE CONNECTO	410705	125294
778	SWITCH GEAR INCLUDING CABLE CONNECTO	410705	125294
779	DC SYSTEMS/BATTERY SYSTEMS UNIT 2	410707	4537
780	DC SYSTEMS/BATTERY SYSTEMS UNIT 3	410707	4537
781	DC SYSTEMS/BATTERY SYSTEMS UNIT 4	410707	4537
782	DC SYSTEMS/BATTERY SYSTEMS UNIT 1	410707	4538
783	POWER AND CONTROL CABLES UNIT II	410708	26520



784	POWER AND CONTROL CABLES UNIT III	410708	26519
785	POWER AND CONTROL CABLES UNIT IV	410708	26519
786	POWER AND CONTROL CABLES UNIT 1	410708	26520
787	COOLING WATER SYSTEMS UNIT 2	410709	9276
788	COOLING WATER SYSTEMS UNIT 3	410709	9275
789	COOLING WATER SYSTEMS UNIT 4	410709	9275
790	COOLING WATER SYSTEMS UNIT 1	410709	9275
791	POWER LINE CARRIER COMMUNICATION SYS	410710	2526
792	POWER LINE CARRIER COMMUNICATION SYS	410710	2525
793	POWER LINE CARRIER COMMUNICATION SYS	410710	2525
794	POWER LINE CARRIER COMMUNICATION SYS	410710	2526
795	METERING EQUIPMENTS-GPM UNIT 2	410711	46080
796	METERING EQUIPMENTS-GPM UNIT 3	410711	46080
797	METERING EQUIPMENTS-GPM UNIT 4	410711	46080
798	METERING EQUIPMENTS-GPM UNIT 1	410711	46080
799	AUXILIARY AND ANCILLARY SYSTEMS UNIT 2	410712	9594
800	AUXILIARY AND ANCILLARY SYSTEMS UNIT 3	410712	9593
801	AUXILIARY AND ANCILLARY SYSTEMS UNIT 4	410712	9593
802	AUXILIARY AND ANCILLARY SYSTEMS UNIT 1	410712	9594
803	MISC. POWER PLANT EQUIPMENT UNIT 2	410713	30558
804	MISC. POWER PLANT EQUIPMENT UNIT 3	410713	30558
805	MISC. POWER PLANT EQUIPMENT UNIT 4	410713	30558
806	MISC. POWER PLANT EQUIPMENT UNIT 1	410713	30558
807	Capital Spare	410714	9849169
808	Water Supply	411201	2241575
809	Electrically Driven Monnobiok Pump	412801	4620
810	Halogen Heater 3 ROD	412801	1500
811	Halogen Heater 3 ROD	412801	1500
Total			249274369

1.2 Addition on account of others (Transfer In from Subsidiary companies)



Sl. No.	Particular of assets	Head of account	Gross block (Rs.)	Net Block Addition (Rs.)	Name of Subsidiary Company	Advice number
N I L						
Total				0		

1.3 Addition on account of inter unit transfers

Sl. No.	Particular of assets	Head of account	Gross block of Assets (Rs.)	Detail of the Unit / Company from where Assets Received (Transferred In)		Advice number
				Name of Unit / Company	Code of Unit / Company	
1	AACELEROGRAPH SYSTEM ALONG WITH ALL	411130	824236	CORPORATE OFFICE	100	IUA15-100-154401/Q3-51
2	AACELEROGRAPH SYSTEM ALONG WITH ALL	411130	824236	CORPORATE OFFICE	100	IUA15-100-154401/Q3-50
Total			1648472			

2.1 Deductions on account of Others (Sale/Disposal/Write off)

Sl. No.	Particular of assets	Head of account	Gross block Addition (Rs.)
1	ELECTRONIC POWER STABILIZER FUJI MAKE	411402	1
2	Xerox 300l wide format and voltage stabilizer	412003	110799
3	Xerox Machine MX5825 std two tray with Voltage	412003	44287
4	Xerox machine MX5834200M & Voltage stabilizer	412003	74005
5	Modi Xerox Machine	412003	21960
6	Photocopy Machine	412003	41380
7	Modi Xerox Photocopier	412003	25353
8	Accessories	411902	8388
9	VHF High gain wireless base antena with battery c	411902	16841
10	VHF High gain wireless base antena with battery c	411902	16841
11	VHF High gain wireless base antena with battery c	411902	16841
12	ALINCO DR 140 VHF FM BASE Transreceiver w	411902	13160
13	ALINCO DR 140 VHF FM BASE Transreceiver w	411902	13160
14	ALINCO DR 140 VHF FM BASE Transreceiver w	411902	13160
15	Motorola VHF REPEATER station model CDR 70	411902	30086
16	Motorola VHF REPEATER station model CDR 70	411902	30086
17	Motorola VHF REPEATER station model CDR 70	411902	30087
18	VHF hand held synthesized transreceiver model C	411902	8006
19	VHF hand held synthesized transreceiver model C	411902	8009



708	OIL FILLED HEATER 9 FINS	412020	10449
709	PA SYSTEM AMPLIFIER (SSA-160DP) 160W , 5	412020	12500
710	PA REFLEX HORN WFB	412801	915
711	PA REFLEX HORN WFB	412801	915
712	PA REFLEX HORN WFB	412801	915
713	PA REFLEX HORN WFB	412801	915
714	PA DRIVER UNITS,MODEL NO.AU-40	412801	900
715	PA DRIVER UNITS,MODEL NO.AU-40	412801	900
716	PA DRIVER UNITS,MODEL NO.AU-40	412801	900
717	PA DRIVER UNITS,MODEL NO.AU-40	412801	900
718	AHUJA MIC STAND DGN	412801	1035
719	3G USB MODEM MICROMAX MMX 210G	412801	1439
720	3G USB MODEM MICROMAX MMX 210G	412801	1439
721	3G USB MODEM MICROMAX MMX 210G	412801	1439
722	3G USB MODEM MICROMAX MMX 210G	412801	1439
723	3G USB MODEM MICROMAX MMX 210G	412801	1439
724	3G USB MODEM MICROMAX MMX 210G	412801	1439
725	3G USB MODEM MICROMAX MMX 210G	412801	1439
726	3G USB MODEM MICROMAX MMX 210G	412801	1439
727	3G USB MODEM MICROMAX MMX 210G	412801	1439
728	3G USB MODEM MICROMAX MMX 210G	412801	1439
729	WEB CAMERA I BALL CHD20.0	412801	1145
730	TOSTER 4 SLIDER MAKE: MURPHY RECHARD	412801	2050
731	MIXER GRINDER	412801	4275
732	EDP EQUIPMENT	412801	38222
733	OIL FILLED RADIATOR/HEATER	412020	11800
734	EXHAUST FAN	412801	990
735	Construction of concrete pavement from RD 1215	410201	3788737
736	COMPENSATION FOR 71 PAFs-TLDIII PS	410121	83775325
737	BUILDING CONTAINING HYDRO ELECTRIC GE	410301	4463723
738	BUILDING CONTAINING HYDRO ELECTRIC GE	410301	710712
739	INTERNAL ELECTRIFICATION OF OFFICE NEA	410301	64758
740	BUILDING CONTAINING TRANSMISSION PLAN	410303	84490
741	EXTENSION OF ADMINISTRATIVE BUILDINGS(410304	530723
742	Internal Electrification of building extension at 2nd	410304	297078
743	PROTECTION AND FENCING AT PARADE GRO	410304	2800567
744	EXTENSION OF 2ND FLOOR OF ADMINISTRAT	410304	1756344
745	Construction of Officer's Club cum training hall at	410324	3046415
746	Construction of room sheds(temporary) for visiting	410326	6898936
747	Creation of children park at Sector-F ,TLD III PS	410328	196237
748	Providing Roof and provision of concrete and steel	410328	277140
749	DAMS AND BARRAGES	410601	9057591
750	DAMS AND BARRAGES	410601	26621795
751	DAMS AND BARRAGES	410601	4129785
752	POWER CHANNELS	410602	428693
753	POWER TUNNELS AND PIPELINES	410604	901
754	PENSTOCKS	410605	241355
755	TAILRACE CHANNELS	410606	565656
756	HYDRO-MECHANICAL WORKS-DAMS AND BAR	410608	677243
757	HYDRO-MECHANICAL WORKS-TUNNELS & CAN	410610	165573
758	HYDRO MECHANICAL WORKS-TAIL RACE	410611	84394
759	MAIN GENERATING EQUIPMENT UNIT 2	410701	623416
760	MAIN GENERATING EQUIPMENT UNIT 3	410701	623416
761	MAIN GENERATING EQUIPMENT UNIT 4	410701	623416
762	MAIN GENERATING EQUIPMENT UNIT 1	410701	623417
763	GENERATOR STEP UP TRANSFORMER UNIT 2	410702	54685
764	GENERATOR STEP UP TRANSFORMER UNIT 3	410702	54685
765	GENERATOR STEP UP TRANSFORMER UNIT 4	410702	54685
766	GENERATOR STEP UP TRANSFORMER UNIT	410702	54686
767	OTHER POWER PLANT TRANSFORMER UNIT	410703	11335
768	OTHER POWER PLANT TRANSFORMER UNIT	410703	11335
769	OTHER POWER PLANT TRANSFORMER UNIT	410703	11335
770	OTHER POWER PLANT TRANSFORMER UNIT	410703	11336
771	COOLING WATER SYSTEMS UNIT 2	410704	11673
772	COOLING WATER SYSTEMS UNIT 3	410704	11674
773	COOLING WATER SYSTEMS UNIT 4	410704	11673
774	COOLING WATER SYSTEMS UNIT 1	410704	11673
775	SWITCH GEAR INCLUDING CABLE CONNECTO	410705	125294
776	SWITCH GEAR INCLUDING CABLE CONNECTO	410705	125294
777	SWITCH GEAR INCLUDING CABLE CONNECTO	410705	125294
778	SWITCH GEAR INCLUDING CABLE CONNECTO	410705	125294
779	DC SYSTEMS/BATTERY SYSTEMS UNIT 2	410707	4537
780	DC SYSTEMS/BATTERY SYSTEMS UNIT 3	410707	4537
781	DC SYSTEMS/BATTERY SYSTEMS UNIT 4	410707	4537
782	DC SYSTEMS/BATTERY SYSTEMS UNIT 1	410707	4538
783	POWER AND CONTROL CABLES UNIT II	410708	26520

354



784	POWER AND CONTROL CABLES UNIT III	410708	26519
785	POWER AND CONTROL CABLES UNIT IV	410708	26519
786	POWER AND CONTROL CABLES UNIT 1	410708	26520
787	COOLING WATER SYSTEMS UNIT 2	410709	9276
788	COOLING WATER SYSTEMS UNIT 3	410709	9275
789	COOLING WATER SYSTEMS UNIT 4	410709	9275
790	COOLING WATER SYSTEMS UNIT 1	410709	9275
791	POWER LINE CARRIER COMMUNICATION SYS	410710	2526
792	POWER LINE CARRIER COMMUNICATION SYS	410710	2525
793	POWER LINE CARRIER COMMUNICATION SYS	410710	2525
794	POWER LINE CARRIER COMMUNICATION SYS	410710	2526
795	METERING EQUIPMENTS-GPM UNIT 2	410711	46080
796	METERING EQUIPMENTS-GPM UNIT 3	410711	46080
797	METERING EQUIPMENTS-GPM UNIT 4	410711	46080
798	METERING EQUIPMENTS-GPM UNIT 1	410711	46080
799	AUXILIARY AND ANCILLARY SYSTEMS UNIT 2	410712	9594
800	AUXILIARY AND ANCILLARY SYSTEMS UNIT 3	410712	9593
801	AUXILIARY AND ANCILLARY SYSTEMS UNIT 4	410712	9593
802	AUXILIARY AND ANCILLARY SYSTEMS UNIT 1	410712	9594
803	MISC. POWER PLANT EQUIPMENT UNIT 2	410713	30558
804	MISC. POWER PLANT EQUIPMENT UNIT 3	410713	30558
805	MISC. POWER PLANT EQUIPMENT UNIT 4	410713	30558
806	MISC. POWER PLANT EQUIPMENT UNIT 1	410713	30558
807	Capital Spare	410714	9849169
808	Water Supply	411201	2241575
809	Electrically Driven Monnoblak Pump	412801	4620
810	Halogen Heater 3 ROD	412801	1500
811	Halogen Heater 3 ROD	412801	1500
Total			249274369

1.2 Addition on account of others (Transfer In from Subsidiary companies)


SI. No.	Particular of assets	Head of account	Gross block (Rs.)	Net Block Addition (Rs.)	Name of Subsidiary Company	Advice number
N I L						
Total				0		

1.3 Addition on account of inter unit transfers

SI. No.	Particular of assets	Head of account	Gross block of Assets (Rs.)	Detail of the Unit / Company from where Assets Received (Transferred In)		Advice number
				Name of Unit / Company	Code of Unit / Company	
1	AACELEROGRAPH SYSTEM ALONG WITH ALL	411130	824236	CORPORATE OFFICE	100	IUA15-100-154401/Q3-51
2	AACELEROGRAPH SYSTEM ALONG WITH ALL	411130	824236	CORPORATE OFFICE	100	IUA15-100-154401/Q3-50
Total			1648472			

2.1 Deductions on account of Others (Sale/Disposal/Write off)

SI. No.	Particular of assets	Head of account	Gross block Addition (Rs.)
1	ELECTRONIC POWER STABILIZER FIJI MAKE	411402	1
2	Xerox 300I wide format and voltage stabilizer	412003	110799
3	Xerox Machine MX5825 std twao tray with Voltage	412003	44287
4	Xerox machine MX5834200M & Voltage stabilizer	412003	74005
5	Modi Xerox Machine	412003	21960
6	Photocopy Machine	412003	41380
7	Modi Xerox Photocopier	412003	25353
8	Accessories	411902	8388
9	VHF High gain wireless base antena with battery c	411902	16841
10	VHF High gain wireless base antena with battery c	411902	16841
11	VHF High gain wireless base antena with battery c	411902	16841
12	ALINCO DR 140 VHF FM BASE Transreceiver w	411902	13160
13	ALINCO DR 140 VHF FM BASE Transreceiver w	411902	13160
14	ALINCO DR 140 VHF FM BASE Transreceiver w	411902	13160
15	Motorola VHF REPEATER station model CDR 70	411902	30086
16	Motorola VHF REPEATER station model CDR 70	411902	30086
17	Motorola VHF REPEATER station model CDR 70	411902	30087
18	VHF hand held synthesized transreceiver model G	411902	8006
19	VHF hand held synthesized transreceiver model G	411902	8009



20	VHF hand held synthesized transceiver model G	411902	8009
21	VHF hand held synthesized transceiver model G	411902	8009
22	VHF hand held synthesized transceiver model G	411902	8009
23	VHF hand held synthesized transceiver model G	411902	8009
24	VHF hand held synthesized transceiver model G	411902	8009
25	VHF hand held synthesized transceiver model G	411902	8009
26	VHF hand held synthesized transceiver model G	411902	8009
27	VHF hand held synthesized transceiver model G	411902	10429
28	VHF hand held synthesized transceiver model G	411902	10428
29	VHF hand held synthesized transceiver model G	411902	10429
30	VHF HAND HELD SYNTHESIZED TRANSRECEI	411902	7469
31	VHF HAND HELD SYNTHESIZED TRANSRECEI	411902	7469
32	VHF HAND HELD SYNTHESIZED TRANSRECEI	411902	7471
33	VHF HAND HELD SYNTHESIZED TRANSRECEI	411902	7471
34	VHF HAND HELD SYNTHESIZED TRANSRECEI	411902	7471
35	VHF HAND HELD SYNTHESIZED TRANSRECEI	411902	7471
36	VHF HAND HELD SYNTHESIZED TRANSRECEI	411902	7471
37	VHF HAND HELD SYNTHESIZED TRANSRECEI	411902	7471
38	VHF HAND HELD SYNTHESIZED TRANSRECEI	411902	7471
39	VHF HAND HELD SYNTHESIZED TRANSRECEI	411902	7471
40	VHF MOBILE SYNTHESIZED TRANSRECEIVER	411902	6719
41	GCB 20 Indoor Booster with Amplifier	411902	28008
42	WIRELESS HANDHELD MICROPHONE MAKE S	411902	11641
43	BSLCSE card for EPBAX10X 120	411902	12379
44	Code Card for EPABX	411902	1
45	Code Card for EPABX	411902	1
46	Code Card for EPABX	411902	1
47	Code Card for EPABX	411902	1
48	EPABX Vision with Battery	411902	7779
49	S Band 24 Ghz ISM Radio	411902	74234
50	S Band 24 Ghz ISM Radio	411902	74234
51	B past Data Switch	411902	1
52	B past Data Switch	411902	1
53	24 Post VOIP Audio Cords	411902	108852
54	24 Post VOIP Audio Cords	411902	108852
55	GSM FCT Router	411902	11736
56	MATRIX GSM FCT DATA ROUTER WITH POWE	411902	7568
57	MATRIX GSM FCT VOICE ROUTER WITH POW	411902	8155
58	BATTERY BANK 65 SMF (3 HRS BACKUP), A SE	411902	59863
59	GSM FCT ROUTER MOVE, BATTERY BACK UP	411902	11945
60	GSM ROUTER (MATRIX) SL NO. M 15651 ADA	411902	8128
61	21 METRE GROUND MOUNTED TELESCOPE F	411902	682768
62	SLC SE Card with cable & MDF components	411902	10454
63	SLC SE Card with cable & MDF components	411902	10454
64	SLC SE Card with cable & MDF components	411902	10454
65	Wireless Machine	411902	22102
66	NOKIA cordless set with antenea	411902	1
67	Tel. rec.Sect. Beetel Make with coil	411902	5328
68	Tel. rec.Sect. Beetel Make with coil	411902	8395
69	Tel. rec.Sect. Beetel Make with coil	411902	5979
70	Mobile Comm System & Accesories	411902	124251
71	GSM Router with Antenna	411902	8076
72	Laying of cable 3.5 core near executive hostel	411902	31237
73	NOKIA5110 Mobile phone	411902	1
74	Samsung cellular phone R220 with Battery Charge	411902	1
75	Samsung Mobile Phone R220	411902	1
76	CELLULAR PHONE ERICSSON T101NE	411902	1
77	PANASONIC FAX KX-FT983	411902	5748
78	Fax Machine	411902	1
79	FAX Machine Canon MPC70	411902	7856
80	Fax Machine	411902	10462
81	XEROX FAX MACHINE MODEL XEROX WORK	411902	25518
82	Fax Machine	411902	1
83	FAX MACHINE PANASONIC KXFM386	411902	5575
84	BATTERY FOR UPS 180 H MAINTENANCE FR	411804	1
85	BATTERY FOR UPS 180 H MAINTENANCE FR	411804	1
86	UPS	411804	1
87	UPS	411804	1
88	UPS 1KVA	411804	1
89	UPS 2 KVA OFFLINE KEPTON MAKE SL NO. 26	411804	1
90	UPS 2 KVA OFFLINE KEPTON MAKE SL NO. 26	411804	1
91	ADOR POWER ALE 53KVA LIKE UPS	411804	1
92	3 HRS BACKING & BATTERRIES MAKIE AMCO/	411804	1
93	Elnova UPS 1.5 Hrs Back ups with 2 no Exide Bat	411804	1
94	Elnova UPS 1.5 Hrs Back ups with 2 no Exide Bat	411804	1
95	Elnova UPS 500VALPS	411804	1




96	UPS 1100 VA APC MAKE	411804	1
97	UPS 1100 VA APC MAKE	411804	1
98	UPS 1100 VA APC MAKE	411804	1
99	UPS 1100 VA APC MAKE	411804	1
100	UPS 1100 VA APC MAKE	411804	1
101	UPS 1100 VA APC MAKE	411804	1
102	UPS 1 KVA APC	411804	1
103	UPS 1 KVA APC	411804	1
104	UPS 1 KVA APC	411804	1
105	UPS 1 KVA APC	411804	1
106	UPS 1 KVA APC	411804	1
107	HP Design Jet Plotter DNJ500	411804	19969
108	SCANNER H.P. MODEL 3010	411804	1
109	SCANNER HP SEANJET G3010	411804	1
110	H P SCANNER 4370	411804	1
111	CPU INTEL CORE 2 DUO 2.53 GHZ	411804	1
112	CPU INTEL CORE 2 DUO 2.53 GHZ	411804	1
113	EPSON Printer FX1170	411803	1
114	Line Printer	411803	11990
115	EPSON LX 1170 / 2175	411803	1
116	PRINTER FOR A3 SIZE EPSON MODEL DOT M	411803	1
117	PRINTER FOR A3 SIZE EPSON MODEL DOT M	411803	1
118	PRINTER INK JET (HP) WITH ONE SET OF CAR	411803	1
119	PRINTER INK JET (HP) WITH ONE SET OF CAR	411803	1
120	PRINTER INK JET (HP) WITH ONE SET OF CAR	411803	1
121	PRINTER INK JET (HP) WITH ONE SET OF CAR	411803	1
122	PRINTER INK JET (HP) WITH ONE SET OF CAR	411803	1
123	PRINTER INK JET (HP) WITH ONE SET OF CAR	411803	1
124	PRINTER INK JET (HP) WITH ONE SET OF CAR	411803	1
125	HP Deskjet Printert 1180	411803	1
126	HP MAKE OFFICE JET7208	411803	1
127	DESK JET PRINTER HP 1180C	411803	1
128	HP DESK JET PRINTER A3HPDJ9808 SN MY 58	411803	1
129	HP DESK JET PRINTER	411803	1
130	HP DESK JET PRINTER (A3HPDPT9508)	411803	1
131	DESK JET PRINTER HP 1280C, A3	411803	1
132	PRINTER HP DESK1250	411803	1
133	HP OFFICE JET K 710 F PRINTER	411803	1
134	HP DESK JET PRINTER 1280	411803	1
135	HP DESK JET PRINTER 1280	411803	1
136	PRINTER FOR A3 SIZE HP MODEL OFFICE JET	411803	1
137	PRINTER FOR A3 SIZE HP MODEL DESKJET	411803	1
138	PRINTER FOR A3 SIZE HP MODEL DESKJET, K	411803	1
139	PRINTER FOR A3 SIZE HP MODEL DESKJET, K	411803	1
140	PRINTER FOR A3 SIZE HP MODEL DESKJET, K	411803	1
141	HP Pritner BatchCN3C585T19D	411803	1
142	HP Laserjet 1150	411803	1
143	LASER JET PRINTER MAKE XEROX MODEL PH	411803	1
144	ALL IN ONE MULTIFUNCTION LASERJET PRIN	411803	1
145	LASER JET PRINTER XEROS 3121 PHASE SNC	411803	1
146	LASER JET PRINTER XEROS PHASE 3121	411803	1
147	LASER JET, PRINTERXEROX PHONE 3121	411803	1
148	HP LASER JET PRINTER	411803	1
149	HP DESK JET PRINTER	411803	1
150	LASER JET PRINTER MAKE H.P. MODEL SP LA	411803	1
151	LASER PRINTER HP 3050	411803	1
152	A3 SIZE DIGITAL COMPIER & PRINTER CANON	411803	5608
153	PRINTER H.P. MODEL 6318	411803	1
154	PRINTER LASER 1020 HP MAKE	411803	1
155	HP LASER JET PRINTER 1018	411803	1
156	PRINTER HP LASERJET 1020	411803	1
157	HP LASER JET 3124	411803	1
158	PRINTER HP MODEL LASERJET P1008	411803	1
159	PRINTER CUM SCANNER CUN FAX, MAKE H.P	411803	1
160	Philips PC	411801	6250
161	Philips PC	411801	5100
162	Intel Pentium III (Pressario) 7500 Series	411801	6150
163	Intel PIII with 14 Digital Colour Monitor	411801	1
164	Intel PIII with 15 Monitor with inkjet printer	411801	7084
165	Intel PIII with 15 Monitor with inkjet printer	411801	7084
166	Intel PIII with 15 Monitor with inkjet printer	411801	7084
167	Compaq Computer	411801	1
168	Compaq Computer	411801	1
169	compaq Pressario	411801	5600
170	Samsung P 4, 2.0 GH 256 KB	411801	1
171	Samsung Intel Pentium 4, 2 GH3, 256 KB	411801	1


357



172	Compaq Lap top model 2129 AD	411801	9100
173	Compaq	411801	5710
174	Compaq 4030	411801	1
175	Compaq computer with printer and UPS	411801	8775
176	Computer Compaq, HP Printer 1125C with Comp	411801	8534
177	Computer Compaq, HP Printer 1125C with Comp	411801	8534
178	COMPAQ CPU & Monitor	411801	1
179	Compaq Pressario PIV with 15 monitor	411801	1
180	Compaq Pressario PIV with 15 monitor	411801	1
181	Compaq Pressario PIV with 15 monitor	411801	1
182	Compaq Pressario PIV with 15 monitor	411801	1
183	Compaq Pressario PIV with 15 monitor	411801	1
184	Compaq Pressario PIV with 15 monitor	411801	1
185	Compaq Pressario PIV with 15 TFT monitor	411801	1
186	IBM COMPUTER	411801	1
187	IBM COMPUTER	411801	1
188	IBM COMPUTER	411801	1
189	IBM COMPUTER	411801	1
190	IBM COMPUTER	411801	1
191	IBM COMPUTER	411801	1
192	IBM COMPUTER	411801	1
193	IBM COMPUTER	411801	1
194	IBM COMPUTER	411801	1
195	IBM COMPUTER	411801	1
196	IBM COMPUTER	411801	1
197	IBM COMPUTER	411801	1
198	IBM COMPUTER	411801	1
199	IBM COMPUTER	411801	1
200	COMPUTER WITH ALL ASSESORIES SL NO. V	411801	1
201	LAPTOP INTEL CORE2 T5200,11.6GHZ MB L2 C	411801	5625
202	LAPTOP INTEL CORE2 T5200,11.6GHZ MB L2 C	411801	5625
203	LAPTOP	411801	6450
204	HP COMPUTER D290 MONITOR WITH ASSESC	411801	1
205	HP DESKTOP PC HD*2280 INTEL DUEL CORE	411801	1
206	LAPTOP COMPUTERPROCESSOR:INTELCARE	411801	1
207	DESKTOP COIMPUTER PROCESSOR INTEL DU	411801	1
208	COMPUTER HP 5502	411801	1
209	DESKTOP COIMPUTER PROCESSOR INTEL D	411801	1
210	DESKTOP COIMPUTER PROCESSOR INTEL D	411801	1
211	DESKTOP COIMPUTER PROCESSOR INTEL D	411801	1
212	DESKTOP COIMPUTER PROCESSOR INTEL D	411801	1
213	DESKTOP COIMPUTER PROCESSOR INTEL D	411801	1
214	DESKTOP COMPUTER PROCESSOR INTEL DU	411801	1
215	DESKTOP COIMPUTER PROCESSOR INTEL D	411801	1
216	COMPAQ DESKTOP COMPUTER (SG3450I L)	411801	1
217	COMPAQ DESKTOP COMPUTER (SG3450I L)	411801	1
218	COMPUTER HP MAKE 2.66 GHZ CORE 2 DUO	411801	1
219	COMPUTER HP MAKE 2.66 GHZ CORE 2 DUO	411801	1
220	COMPUTER HP MAKE 2.66 GHZ CORE 2 DUO	411801	1
221	COMPUTER HP MAKE 2.66 GHZ CORE 2 DUO	411801	1
222	COMPUTER HCL MAKE CORE 2 DUO RAM 2 G	411801	1
223	HCL DESKTOP (INFINITY PRO BL 1295 INTEL C	411801	34426
224	500kva UPS Momentum	412801	1
225	UPS 500VA momentum	412801	1
226	UPS 500VA momentum	412801	1
227	UPS 500va Wipro	412801	1
228	UPS Momentum 0.5kva	412801	1
229	MOMENTUM UPS WITH EXTERNAL BATTERY 4	412801	1
230	0.5 KVA UPS MILLENIUM	412801	1
231	UPS (0.5 kva) momentum	412801	1
232	UPS (0.5 kva) momentum	412801	1
233	UPS (0.5 kva) momentum	412801	1
234	UPS (0.5 kva) momentum	412801	1
235	UPS (0.5 kva) momentum	412801	1
236	UPS (0.5 kva) momentum	412801	1
237	UPS (0.5 kva) momentum	412801	1
238	Momentum UPS 0.5KVA	412801	1
239	Souls UPS 0.6 KVA	412801	1
240	UPS 500VA	412801	1
241	UPS 500VA	412801	1
242	Apptron UPS	412801	1
243	Apptron UPS	412801	1
244	Apptron UPS	412801	1
245	.5KVA UPS	412801	1
246	.5KVA UPS	412801	1
247	.5KVA UPS	412801	1



248	UPS 600VA	412801	1
249	UPS Compuline	412801	1
250	UPS Compuline	412801	1
251	UPS 500KVA	412801	1
252	UPS 500KVA	412801	1
253	UPS venus	412801	1
254	0.5KvA ElnovaUPS	412801	1
255	Elnova 1KvA UPS	412801	1
256	650 NA UPS WITH BATTERY	412801	1
257	650 NA UPS WITH BATTERY	412801	1
258	650 NA UPS WITH BATTERY	412801	1
259	650 NA UPS WITH BATTERY	412801	1
260	650 KV A UPS WITH BATTERY	412801	1
261	650 KV A UPS WITH BATTERY	412801	1
262	650 KV A UPS WITH BATTERY	412801	1
263	650 KV A UPS WITH BATTERY	412801	1
264	650 KV A UPS WITH BATTERY	412801	1
265	650 KVA UPS WITH BATTERIES	412801	1
266	650 KVA UPS WITH BATTERIES	412801	1
267	650 KVA UPS WITH BATTERIES	412801	1
268	650 KVA UPS WITH BATTERIES	412801	1
269	650 KVA UPS WITH BATTERIES	412801	1
270	650 KVA UPS WITH BATTERIES	412801	1
271	UPS 500 VA	412801	1
272	UPS CAPACITY 600VA	412801	1
273	UPS CAPACITY 600VA MAKE INTEX	412801	1
274	UPS 600 VA / 650 VA MADE TECHCOM	412801	1
275	UPS 600 VA / 650 VA MADE TECHCOM	412801	1
276	UPS 600 VA / 650 VA MADE TECHCOM	412801	1
277	UPS 600 VA / 650 VA MADE TECHCOM	412801	1
278	UPS 600 VA / 650 VA MADE TECHCOM	412801	1
279	UPS 600 VA / 650 VA MADE TECHCOM	412801	1
280	UPS 600 VA / 650 VA MADE TECHCOM	412801	1
281	UPS 500VA(APC)	412801	1
282	UPS 500VA(APC)	412801	1
283	UPS 600 VA MAKE INTEX	412801	1
284	UPS 600 VA MAKE INTEX	412801	1
285	UPS 600 VA MAKE INTEX	412801	1
286	UPS 600 VA MAKE INTEX	412801	1
287	UPS 600 VA MAKE INTEX	412801	1
288	LUMINOUS UPS 0.5 KVA	412801	1
289	LUMINOUS UPS 0.5 KVA	412801	1
290	LUMINOUS UPS 0.5 KVA	412801	1
291	LUMINOUS UPS 0.5 KVA	412801	1
292	LUMINOUS UPS 0.5 KVA	412801	1
293	LUMINOUS UPS 0.5 KVA	412801	1
294	Analog Receiver	412801	1
295	Analog Receiver	412801	1
296	LOUD SPEAKER	412801	1
297	LOUD SPEAKER	412801	1
298	Ahuja Speaker	412801	1
299	Ahuja Speaker	412801	1
300	Ahuja microphone	412801	1
301	Ahuja microphone	412801	1
302	Ahuja microphone	412801	1
303	Ahuja microphone	412801	1
304	Microphone	412801	1
305	Microphone	412801	1
306	FM Microphone	412801	1
307	MICRO PHONE	412801	1
308	MICRO PHONE	412801	1
309	MICRO PHONE	412801	1
310	MICRO PHONE	412801	1
311	MICRO PHONE	412801	1
312	MICRO PHONE	412801	1
313	MICRO PHONE	412801	1
314	MICRO PHONE	412801	1
315	MICRO PHONE	412801	1
316	MICRO PHONE	412801	1
317	8' Dish antena	412801	1
318	Panasonic 2 line cordless Phone KXTC1085	412801	1
319	Panasonic 2 line cordless Phone KXTC1085	412801	1
320	Telephone set (orpat) Model 1950	412801	1
321	Telephone set (orpat) Model 1950	412801	1
322	Telephone set (orpat) Model 1950	412801	1
323	Telephone set (orpat) Model 1950	412801	1



324	Panasonic Phone KXTSC 10	412801	1
325	Tata telephone set	412801	1
326	Cordless Telephone	412801	1
327	Sony Cordless	412801	1
328	CORDLESS TELEPHONE SET (BEETEL)	412801	1
329	Telephone BPL	412801	1
330	Tele Twin Set	412801	1
331	Tele Twin Set	412801	1
332	Tele Twin Set	412801	1
333	Tele Twin Set	412801	1
334	Tele Twin Set	412801	1
335	Tele Twin Set	412801	1
336	Tele Twin Set	412801	1
337	Tele Twin Set	412801	1
338	Tele Twin Set	412801	1
339	Tele Twin Set	412801	1
340	Tele Twin Set	412801	1
341	Tele Twin Set	412801	1
342	BPL Phone	412801	1
343	BPL Phone	412801	1
344	Caller ID Phone	412801	1
345	Caller ID Phone	412801	1
346	Caller ID Phone	412801	1
347	Push Botton Teleohone	412801	1
348	Push Botton Teleohone	412801	1
349	Push Botton Teleohone	412801	1
350	Push Botton Teleohone	412801	1
351	Push Botton Teleohone	412801	1
352	Push Botton Teleohone	412801	1
353	Push Botton Teleohone	412801	1
354	Push Botton Teleohone	412801	1
355	Push Botton Teleohone	412801	1
356	Push Botton Teleohone	412801	1
357	Push Botton Teleohone	412801	1
358	Push Botton Teleohone	412801	1
359	Push Botton Teleohone	412801	1
360	Push Botton Teleohone	412801	1
361	Push Botton Teleohone	412801	1
362	Push Botton Teleohone	412801	1
363	Push Botton Teleohone	412801	1
364	Push Botton Teleohone	412801	1
365	Push Botton Teleohone	412801	1
366	Push botton Tel set	412801	1
367	Push botton Tel set	412801	1
368	Telephone Set	412801	1
369	Telephone Set	412801	1
370	Cordless Telephone	412801	1
371	Panasonic Phone	412801	1
372	Cordless Phone KXTC1085	412801	1
373	Telephone drop wire 0.6mm	412801	1
374	Telephone Receiver(Secret)	412801	1
375	Three pair cable telephone	412801	1
376	CORDLESS PHONE	412801	1
377	CORDLESS MICROPHONE	412801	1
378	LINE CORDLESS PHONE WITH BASE (MAKE B	412801	1
379	LINE CORDLESS PHONE WITH BASE (MAKE B	412801	1
380	TELEPHONE CORNE TESTER DTMF TYPE	412801	1
381	TELEPHONE CORNE TESTER DTMF TYPE	412801	1
382	CALLER ID	412801	1
383	CALLER ID	412801	1
384	CALLER ID	412801	1
385	CALLER ID	412801	1
386	CALLER ID	412801	1
387	CALLER ID	412801	1
388	CALLER ID	412801	1
389	CALLER ID	412801	1
390	CALLER ID	412801	1
391	CALLER ID	412801	1
392	TELEPHONE SET SINGLE BEEP	412801	1
393	TELEPHONE SET SINGLE BEEP	412801	1
394	TELEPHONE SET SINGLE BEEP	412801	1
395	TELEPHONE SET SINGLE BEEP	412801	1
396	TELEPHONE SET SINGLE BEEP	412801	1
397	TELEPHONE SET SINGLE BEEP	412801	1
398	TELEPHONE SET SINGLE BEEP	412801	1
399	TELEPHONE SET SINGLE BEEP	412801	1


360



400	TELEPHONE SET SINGLE BEEP	412801	1
401	TELEPHONE SET SINGLE BEEP	412801	1
402	TELEPHONE BEETAL (TELE TWINS) SL NO.0	412801	1
403	TELEPHONE BEETAL (TELE TWINS) SL NO.0	412801	1
404	TELEPHONE BEETAL (TELE TWINS) SL NO.0	412801	1
405	MOBILE SET NOKIA MAKE MODEL 6085	412801	1
406	Computer P_III with samsung	412801	1
407	SamsungP4	412801	1
408	Zenith Computer	412801	1
409	EPSON Printer LQ2070	412801	1
410	EPSON LQ2070 ,dotMatrix Printer	412801	1
411	EPSON 1070	412801	1
412	Printer HP	412801	1
413	Printer HP	412801	1
414	Printer HP DJ670C	412801	1
415	Printer HP 1125	412801	1
416	HP6350 Printer 1120	412801	1
417	Inkjet Printer	412801	1
418	HP1125 Printer with CD Drier	412801	1
419	HP1125CPrinter with	412801	1
420	HP1125CPrinter	412801	1
421	PrinterHP DJ1180M	412801	1
422	Printer HPDJ1180 withcable &CD Driver	412801	1
423	HP Laser Jet 1100 Printer	412801	1
424	HP Laser jet LJ400 printer	412801	1
425	Canon PrinterCum ScannerS4500	412801	1
426	LASER JET PRINTER XEROX PHASE 3121 D3 &	412801	1
427	LASER JET PRINTER XEROX PHASE 3121 D3 &	412801	1
428	LASER JET PRINTER XEROX PHASE 3121 D3 &	412801	1
429	LASER JET PRINTER XEROX PHASE 3121 D3 &	412801	1
430	LASER JET PRINTER XEROX PHASE 3121 D3 &	412801	1
431	LASER PRINTER	412801	1
432	LASER PRINTER FOR A4 SIZE XEROX MAKE M	412801	1
433	LASER PRINTER FOR A4 SIZE XEROX MAKE M	412801	1
434	LASER PRINTER FOR A4 SIZE XEROX MAKE M	412801	1
435	LASER PRINTER FOR A4 SIZE XEROX MAKE M	412801	1
436	HP Scanner Jet 3500 C	412801	1
437	SCANNER HP 2400	412801	1
438	Scanner	412801	1
439	HP CD Writer	412801	1
440	CD Writer	412801	1
441	CPU PIII Samsung,	412801	1
442	COLOUR MONITOR 15	412801	1
443	LAN Network	412801	1
444	PHP ALL IN ONE (3030)12A	412801	1
445	PHP ALL IN ONE (3030)12A	412801	1
446	Electronic typewriter	412801	1
447	Mounting Cord CAT	412801	1
448	Mounting Cord CAT	412801	1
449	R&M of site office	410501	12911
450	Providing & fixing Wooden frame with Plyboard in	410501	19592
451	Supplying & Fixing of Carpet	411701	14507
452	Synthetic carpet including fixing	411701	1
453	Synthetic carpet flooring 10' wide	411701	1
454	Synthetic Carpet	411701	4882
455	Woolen Carpet	411701	11162
456	Carpet	411701	1
457	CLOTH SAMPLE 1	411707	21944
458	CLOTH SAMPLE 2	411707	17184
459	CLOTH SAMPLE 3	411707	1
460	CLOTH SAMPLE 4	411707	6846
461	MATTRESS SLEEPWELL MAKE NOVA 4 THIK	411707	1
462	MATTRESS SLEEPWELL MAKE NOVA 4 THIK	411707	1
463	MATTRESS SLEEPWELL MAKE NOVA 4 THIK	411707	1
464	MATTRESS SLEEPWELL MAKE NOVA 4 THIK	411707	1
465	MATTRESS SLEEPWELL MAKE NOVA 4 THIK	411707	1
466	MATTRESS SLEEPWELL MAKE NOVA 4 THIK	411707	1
467	MATTRESS SLEEPWELL MAKE NOVA 4 THIK	411707	1
468	MATTRESS SLEEPWELL MAKE NOVA 4 THIK	411707	1
469	Woolen Carpet	411707	11162
470	CARPET OF 1000 GMS / SGMIV LOOPPILE	411707	40874
471	CARPET OF 750 GMS /SGMIV CUTPILE	411707	51148
472	Pasting charges for carpet and adhesive	411707	9284
473	DURO TUFF MAT	411707	6781
474	PRINTER HP MODEL LASERJET A41008	411803	1
475	PRINTER HP OFFICE JET J 6488(ALL IN ONE S	411803	1




476	HP LASER JET P1007 PRINTER	411803	1
477	PRINTER OFFICE JET HP K-7108	411803	1
478	PRINTER FOR A3 SIZE OFFICE JET HP 7108	411803	1
479	PRINTER HP MODEL DESKJET K7108	411803	1
480	PRINTER HP MODEL DESKJET K7108	411803	1
481	UPS 1.1 KVA APC	411804	1
482	UPS 1100 VA APC MAKE	411804	1
483	MICRO TECH 3KVA ONLINE UPS (1)EXIDE BAT	411804	10609
484	Panasonic Fax Machine KXFP 302	411902	6544
485	liasioning charges for obtaining frequency clearan	411902	1
486	Errection testing & Commissioning VHF SET	411902	15056
487	Errection testing & Commissioning VHF SET	411902	15056
488	Errection testing & Commissioning VHF SET	411902	15056
489	Laying of Underground 50 pair telephone cable	411902	44150
490	service charges for erection, testing and commisic	411902	10824
491	nstallation & testing charges	411902	28078
492	MICROWAVE OVEN (20 ACF KENSTER)	412007	5320
493	FABRELECTRIC KITCHEN CHEMINY	412007	7172
494	WINDOWS 03 SURFACE 5 USER	412201	1
495	AIRTEL USB DATA CARD BATCH NO.35347402	412801	1
496	AIRTEL USB DATA CARD BATCH NO.35347402	412801	1
497	MOTHER BOARD PIV MAKE SUPER COMP	412801	1
498	256 MB PENDRIVE	412801	1
499	256 MB PENDRIVE	412801	1
500	256 MB PENDRIVE	412801	1
501	Info Outlet CAT 5E	412801	1
502	Info Outlet CAT 5E	412801	1
503	Info Outlet CAT 5E	412801	1
504	Info Outlet CAT 5E	412801	1
505	Info Outlet CAT 5E	412801	1
506	UTP Cable CAT	412801	1
507	UTP Cable CAT	412801	1
508	UTP Cable CAT	412801	1
509	UTP Cable CAT	412801	1
510	Jack Panel CAT	412801	1
511	Info Outlet CAT 5E	412801	1
512	Info Outlet CAT 5E	412801	1
513	Info Outlet CAT 5E	412801	1
514	Info Outlet CAT 5E	412801	1
515	Info Outlet CAT 5E	412801	1
516	Info Outlet CAT 5E	412801	1
517	Info Outlet CAT 5E	412801	1
518	Info Outlet CAT 5E	412801	1
519	Info Outlet CAT 5E	412801	1
520	Info Outlet CAT 5E	412801	1
521	Info Outlet CAT 5E	412801	1
522	Additional Window	412801	1
523	Additional Window	412801	1
524	Additional Window	412801	1
525	Additional Window	412801	1
526	Additional Window	412801	1
527	Additional Window	412801	1
528	Additional Window	412801	1
529	Additional Window	412801	1
530	Additional Window	412801	1
531	Additional Window	412801	1
532	Additional Window	412801	1
533	Additional Window	412801	1
534	Additional Window	412801	1
535	UTP Cable CAT	412801	1
536	UTP Cable CAT	412801	1
537	UTP Cable CAT	412801	1
538	Jack Panel CAT	412801	1
539	Info Outlet CAT 5E	412801	1
540	Info Outlet CAT 5E	412801	1
541	Info Outlet CAT 5E	412801	1
542	Info Outlet CAT 5E	412801	1
543	Info Outlet CAT 5E	412801	1
544	Info Outlet CAT 5E	412801	1
545	Info Outlet CAT 5E	412801	1
546	Info Outlet CAT 5E	412801	1
547	Info Outlet CAT 5E	412801	1
548	Info Outlet CAT 5E	412801	1
549	Info Outlet CAT 5E	412801	1
550	Info Outlet CAT 5E	412801	1
551	Info Outlet CAT 5E	412801	1




552	Info Outlet CAT 5E	412801	1
553	Additional Window	412801	1
554	Additional Window	412801	1
555	Additional Window	412801	1
556	Additional Window	412801	1
557	Additional Window	412801	1
558	Additional Window	412801	1
559	Additional Window	412801	1
560	Info Outlet CAT 5E	412801	1
561	Info Outlet CAT 5E	412801	1
562	Info Outlet CAT 5E	412801	1
563	Info Outlet CAT 5E	412801	1
564	Info Outlet CAT 5E	412801	1
565	Info Outlet CAT 5E	412801	1
566	Info Outlet CAT 5E	412801	1
567	Info Outlet CAT 5E	412801	1
568	Info Outlet CAT 5E	412801	1
569	Info Outlet CAT 5E	412801	1
570	Info Outlet CAT 5E	412801	1
571	Info Outlet CAT 5E	412801	1
572	UTP Cable CAT	412801	1
573	UTP Cable CAT	412801	1
574	UTP Cable CAT	412801	1
575	Info Outlet CAT 5E	412801	1
576	Info Outlet CAT 5E	412801	1
577	Info Outlet CAT 5E	412801	1
578	Info Outlet CAT 5E	412801	1
579	Info Outlet CAT 5E	412801	1
580	Info Outlet CAT 5E	412801	1
581	Modem 56Kbps	412801	1
582	NOTICE BOARD WITH STAND	412801	2700
583	PIN BOARD	412801	3345
584	WHITE BOARD 3X4	412801	1850
585	LAN SWITCH 8 PORT	412801	940
586	LAN SWITCH 8 PORT	412801	940
587	LAN SWITCH 8 PORT	412801	940
588	LAN SWITCH 8 PORT	412801	940
589	LAN SWITCH 8 PORT	412801	940
590	LAN SWITCH 8 PORT	412801	940
591	LAN SWITCH 8 PORT	412801	940
592	LAN SWITCH 8 PORT	412801	940
593	LAN SWITCH 8 PORT	412801	940
594	LAN SWITCH 8 PORT	412801	940
595	LAN SWITCH, 16 PORT	412801	2840
596	Glow Sign Board	412801	1
597	First Aid Box	412801	1
598	First Aid Box	412801	1
599	First Aid Box	412801	1
600	First Aid Box	412801	1
601	GARDEN UMBRELLA(WATER PROOF)	412801	1
602	GARDEN UMBRELLA(WATER PROOF)	412801	1
603	GARDEN UMBRELLA(WATER PROOF)	412801	1
604	GARDEN UMBRELLA(WATER PROOF)	412801	1
605	GARDEN UMBRELLA(WATER PROOF)	412801	1
606	GARDEN UMBRELLA(WATER PROOF)	412801	1
607	GARDEN UMBRELLA(WATER PROOF)	412801	1
608	NOTICE BOARD	412801	1
609	Glow Sign Board 4'x2'	412801	1
610	DISPLAY BOARD WITH STAND	412801	1
611	DISPLAY BOARD WITH STAND	412801	1
612	DISPLAY BOARD WITH STAND	412801	1
613	Glow Sign Board	412801	1
614	Glow Sign Board	412801	1
615	Glow Sign Board	412801	1
616	Glow Sign Board	412801	1
617	Glow Sign Board	412801	1
618	Glow Sign Board	412801	1
619	ANTIVIRUS , NORTON 2009	412801	1
620	Display Board	412801	1
621	Glow Sign Board	412801	1
622	LAN SWITCH 8 PORT	412801	1
623	LAN SWITCH 8 PORT	412801	1
624	LAN SWITCH 8 PORT	412801	1
625	LAN SWITCH 8 PORT	412801	1
626	LAN SWITCH 8 PORT	412801	1
627	LAN SWITCH 8 PORT	412801	1



628	LAN SWITCH 8 PORT	412801	1
629	LAN SWITCH 8 PORT	412801	1
630	LAN SWITCH 8 PORT	412801	1
631	LAN SWITCH 8 PORT	412801	1
632	LAN SWITCH 8 PORT	412801	1
633	LAN SWITCH, 16 PORT	412801	1
634	LAN SWITCH 8 PORT	412801	1
635	LAN SWITCH 8 PORT	412801	1
636	LAN SWITCH 8 PORT	412801	1
637	LAN SWITCH 8 PORT	412801	1
638	LAN SWITCH 8 PORT	412801	1
639	LAN SWITCH 8 PORT	412801	1
640	LAN SWITCH 8 PORT	412801	1
641	LAN SWITCH 8 PORT	412801	1
642	LAN SWITCH 8 PORT	412801	1
643	LAN SWITCH 8 PORT	412801	1
644	Doubly Fly Tent	412801	1
645	Doubly Fly Tent	412801	1
646	Doubly Fly Tent	412801	1
647	Doubly Fly Tent	412801	1
648	Doubly Fly Tent	412801	1
649	GARDEN UMBRELLA(WATER PROOF)	412801	1
650	GARDEN UMBRELLA(WATER PROOF)	412801	1
651	GARDEN UMBRELLA(WATER PROOF)	412801	1
652	GARDEN UMBRELLA(WATER PROOF)	412801	1
653	GARDEN UMBRELLA(WATER PROOF)	412801	1
654	GARDEN UMBRELLA(WATER PROOF)	412801	1
655	GARDEN UMBRELLA(WATER PROOF)	412801	1
656	GARDEN UMBRELLA(WATER PROOF)	412801	1
657	BLACK BOARD	412801	1
658	BLACK BOARD	412801	1
659	Tax difference	412801	1
660	500 GB SEGATE FREE AGENT GO FLEX ULTRA	412801	4043
661	AIRTEL DATA CARD	412801	1
662	USB DATA CARD	412801	1
663	USB DATA CARD	412801	1
664	USB DATA CARD	412801	1
665	Data Card	412801	1
666	Airtel DaTA CARD 3G	412801	1
667	USB 3G DATA CARD	412801	1
668	Airtel 3G Data Card	412801	1
669	Data Card 3G USB Modem	412801	1
670	Airtel Data Card 2G	412801	1
671	AIRTEL DATA CARD	412801	1
672	AIRTEL DATA CARD	412801	1
673	AIRTEL DATA CARD	412801	1
674	CARROM BOARD 29X29 (CHAMPIONSHIP)	412801	1
675	Hawkins Cooker	412801	1
676	Hawkins Cooker	412801	1
677	Hawkins Cooker	412801	1
678	MILTON HOT POT	412801	1
679	MILTON HOT POT	412801	1
680	MILTON HOT POT	412801	1
681	MILTON HOT POT	412801	1
682	MILTON HOT POT	412801	1
683	MILTON HOT POT	412801	1
684	MILTON HOT POT	412801	1
685	MILTON HOT POT	412801	1
686	Bajaj Toaster	412801	1
687	Bajaj Mixer grinder	412801	1
688	Mini Food Processor	412801	1
689	Oven(Sareaf)	412801	1
690	Oven(Sareaf)	412801	1
691	Crompton Grinder	412801	1
692	Rice cooker	412801	1
693	KENSTAR MIXER GRINDER	412801	1
694	KENSTAR TOASTER	412801	1
695	KENSTAR TOSTER	412801	1
696	KENSTAR S/MIXER GRINDER	412801	1
697	TOSTER/SANDWITCH	412801	1
698	PRESSURE COOKER 8 LTRS	412801	1
699	TOSTER 4 SLICE	412801	1
700	TOSTER / SANDWITCH MAKER	412801	1
701	TOSTER / SANDWITCH MAKER	412801	1
702	Pressure Cooker .	412801	1
703	Pressure Cooker .	412801	1





704	PRESSURE COOKER 8 LTR	412801	1
705	PRESSURE COOKER 8 LTR	412801	1
706	MIXER WITH JUICER (MAHARAJA)	412801	1
707	KENSTAR TOSTER	412801	1
708	TOSTER/SANDWITCH	412801	1
709	MIXER WITH JUICER	412801	1
710	WATER FILTER	412801	1
711	KENSTER TOSTER	412801	1
712	KENSTER MIXER GRINDER	412801	1
713	PRESSURE COOKER 8 LTRS	412801	1
714	PRESSURE COOKER 8 LTRS	412801	1
715	MIXER GRINDER	412801	1
716	Kurlon Mattress 78x36x3	412801	1
717	Kurlon Mattress 78x36x3	412801	1
718	Kurlon Mattress 78x36x3	412801	1
719	Kurlon Mattress 78x36x3	412801	1
720	Kurlon Mattress 78x36x3	412801	1
721	Kurlon Mattress 78x36x3	412801	1
722	Kurlon Mattress 78x36x3	412801	1
723	Kurlon Mattress 78x36x3	412801	1
724	Kurlon Mattress 78x36x3	412801	1
725	Kurlon Mattress 78x36x3	412801	1
726	Kurlon Mattress 78x36x3	412801	1
727	Kurlon Mattress 78x72x3	412801	1
728	Blanket	412801	1
729	Blanket	412801	1
730	Kurlon Mattress 78x72x3	412801	1
731	Kurlon Mattress 78x72x3	412801	1
732	Blanket (Korea)	412801	1
733	Blanket (Korea)	412801	1
734	Blanket (Korea)	412801	1
735	Blanket (Korea)	412801	1
736	Blanket (Korea)	412801	1
737	Blanket (Korea)	412801	1
738	Blanket (Korea)	412801	1
739	Blanket (Korea)	412801	1
740	Blanket (Korea)	412801	1
741	Blanket (Korea)	412801	1
742	Blanket (Korea)	412801	1
743	Blanket (Korea)	412801	1
744	KANAT 15'x 6'	412801	1
745	KANAT 15'x 6'	412801	1
746	KANAT 15'x 6'	412801	1
747	KANAT 15'x 6'	412801	1
748	KANAT 15'x 6'	412801	1
749	KANAT 15'x 6'	412801	1
750	KANAT 15'x 6'	412801	1
751	KANAT 15'x 6'	412801	1
752	KANAT 15'x 6'	412801	1
753	KANAT 15'x 6'	412801	1
754	Single Mattress	412801	1
755	Single Mattress	412801	1
756	Single Mattress	412801	1
757	Single Mattress	412801	1
758	Single Mattress	412801	1
759	Single Mattress	412801	1
760	Single Mattress	412801	1
761	Single Mattress	412801	1
762	Single Mattress	412801	1
763	Single Mattress	412801	1
764	Single Mattress	412801	1
765	Single Mattress	412801	1
766	Single Mattress	412801	1
767	Single Mattress	412801	1
768	Single Mattress	412801	1
769	Single Mattress	412801	1
770	Single Mattress	412801	1
771	Single Mattress	412801	1
772	Single Mattress	412801	1
773	Single Mattress	412801	1
774	Single Mattress	412801	1
775	MATTRESS DOUBLE (78*72*4)	412801	1
776	MATTRESS DOUBLE (78*72*4)	412801	1
777	Single Mattress	412801	1
778	Single Mattress	412801	1
779	Single Mattress	412801	1




780	Single Mattress	412801	1
781	BLANKATE DOUBLE	412801	1
782	BLANKATE DOUBLE	412801	1
783	BLANKATE DOUBLE	412801	1
784	Single Mattress	412801	1
785	MATRESS SLEEPWELL MAKE:ALPHA 4 THICK	412801	1
786	MATRESS SLEEPWELL MAKE:ALPHA 4 THICK	412801	1
787	MATRESS SLEEPWELL MAKE:ALPHA 4 THICK	412801	1
788	MATRESS SLEEPWELL MAKE:ALPHA 4 THICK	412801	1
789	MATTRESS SINGLE (78*36*4)	412801	1
790	MATTRESS SINGLE (78*36*4)	412801	1
791	Carpet	412801	1
792	Carpet	412801	1
793	Carpet	412801	1
794	Mattress Kurlon	412801	1
795	Mattress Kurlon	412801	1
796	Mattress Kurlon	412801	1
797	Mattress Kurlon	412801	1
798	Mattress Kurlon	412801	1
799	Mattress Kurlon	412801	1
800	Mattress Kurlon	412801	1
801	Mattress Kurlon	412801	1
802	Mattress Kurlon	412801	1
803	Mattress Kurlon	412801	1
804	Mattress Kurlon	412801	1
805	Mattress Kurlon	412801	1
806	MATRESS SLEEPWELL MAKE:ALPHA 4 THICK	412801	1
807	MATRESS SLEEPWELL MAKE:ALPHA 4 THICK	412801	1
808	MATRESS SLEEPWELL MAKE:ALPHA 4 THICK	412801	1
809	MATRESS SLEEPWELL MAKE:ALPHA 4 THICK	412801	1
810	MATRESS SLEEPWELL MAKE:ALPHA 4 THICK	412801	1
811	Mattress	412801	1
812	BLANKET	412801	1
813	BLANKET	412801	1
814	BLANKET	412801	1
815	BLANKET	412801	1
816	BLANKET	412801	1
817	BLANKET	412801	1
818	BLANKET	412801	1
819	BLANKET	412801	1
820	BLANKET	412801	1
821	BLANKET	412801	1
822	BLANKET	412801	1
823	BLANKET	412801	1
824	BLANKET	412801	1
825	BLANKET	412801	1
826	BLANKET	412801	1
827	MATRESS SLEEPWELL MAKE:ALPHA 4 THICK	412801	1
828	MATRESS SLEEPWELL MAKE:ALPHA 4 THICK	412801	1
829	MATRESS SLEEPWELL MAKE:ALPHA 4 THICK	412801	1
830	Mattress	412801	1
831	Mattress	412801	1
832	woolen Blanket	412801	1
833	woolen Blanket	412801	1
834	Mattress	412801	1
835	Mattress	412801	1
836	Mattress	412801	1
837	Mattress	412801	1
838	Mattress	412801	1
839	Mattress	412801	1
840	Mattress	412801	1
841	Mattress	412801	1
842	Mattress	412801	1
843	Mattress	412801	1
844	Mattress	412801	1
845	Mattress	412801	1
846	Mattress	412801	1
847	Mattress	412801	1
848	Mattress	412801	1
849	Mattress	412801	1
850	Mattress	412801	1
851	Mattress	412801	1
852	Blanket Bombay dyeing	412801	1
853	Blanket Bombay dyeing	412801	1
854	Blanket Bombay dyeing	412801	1
855	Blanket Bombay dyeing	412801	1




856	Blanket Bombay dyeing	412801	1
857	Blanket Bombay dyeing	412801	1
858	Blanket Bombay dyeing	412801	1
859	Blanket Bombay dyeing	412801	1
860	Blanket Bombay dyeing	412801	1
861	Blanket Bombay dyeing	412801	1
862	Blanket Bombay dyeing	412801	1
863	Blanket Bombay dyeing	412801	1
864	Mattress	412801	1
865	Mattress	412801	1
866	Mattress	412801	1
867	Mattress	412801	1
868	Mattress 78x36x3	412801	1
869	Mattress 78x36x3	412801	1
870	Mattress 78x36x3	412801	1
871	Mattress 78x36x3	412801	1
872	BLANKET	412801	1
873	Mattress	412801	1
874	Mattress 78x36x3	412801	1
875	Mattress 78x36x3	412801	1
876	MATRESS	412801	1
877	MATRESS	412801	1
878	MATRESS	412801	1
879	MATRESS	412801	1
880	MATRESS	412801	1
881	MATRESS	412801	1
882	MATRESS	412801	1
883	MATRESS	412801	1
884	MATRESS	412801	1
885	MATRESS	412801	1
886	MATRESS	412801	1
887	MATRESS	412801	1
888	MATRESS	412801	1
889	MATRESS	412801	1
890	MATRESS	412801	1
891	MATRESS	412801	1
892	woolen Blanket	412801	1
893	Mattress	412801	1
894	MATRESS	412801	1
895	MATRESS	412801	1
896	MATRESS	412801	1
897	MATRESS	412801	1
898	MATRESS	412801	1
899	MATRESS	412801	1
900	MATRESS	412801	1
901	MATRESS	412801	1
902	MATRESS	412801	1
903	MATRESS	412801	1
904	MATRESS	412801	1
905	MATRESS	412801	1
906	MATRESS	412801	1
907	MATRESS	412801	1
908	MATRESS	412801	1
909	MATRESS	412801	1
910	MATRESS	412801	1
911	Carpet	412801	1
912	Curtain Cloth	412801	1
913	Quilt Bombay Dyeing	412801	1
914	Quilt Bombay Dyeing	412801	1
915	Blanket Bombay dyeing	412801	1
916	Blanket Bombay dyeing	412801	1
917	Blanket Bombay dyeing	412801	1
918	Mattress	412801	1
919	Single Mattress	412801	1
920	Single Mattress	412801	1
921	Synthetic Carpet	412801	1
922	Woolen Carpet	412801	1
923	VISITOR CHAIR	412801	1
924	VISITOR CHAIR	412801	1
925	VISITOR CHAIR	412801	1
926	VISITOR CHAIR	412801	1
927	VISITOR CHAIR	412801	1
928	VISITOR CHAIR	412801	1
929	Godrej	412801	1
930	TWIN TWISTED FLAXIBLE	412801	1
931	Cash Chest	412801	1



932	CAPING AND CUBBING	412801	1
933	DIGITAL MULTIMETER AC VOLT-0-750 VOLT,DC	412801	728
934	DIGITAL MULTIMETER AC VOLT-0-750 VOLT,DC	412801	728
935	HAND DRIVEN OIL PUMP	412801	525
936	Flexible Pipe 40mm	412801	1
937	Flexible Pipe 20mm	412801	1
938	Temperature meter	412801	1
939	Temperature meter	412801	1
940	Temperature meter	412801	1
941	Jute Carpet	412801	1
942	Acrylic Carpet of Birla trans Asia make	412801	1
943	woolen Blanket	412801	1
944	woolen Blanket	412801	1
945	woolen Blanket	412801	1
946	PRESTIGE ELECTRIC KETTLE (1 LITRE), MODE	412801	1
947	PRESTIGE ELECTRIC KETTLE (1 LITRE), MODE	412801	1
948	T COASTER	412801	1
949	T COASTER	412801	1
950	T COASTER	412801	1
951	T COASTER	412801	1
952	T COASTER	412801	1
953	BHAGONA BIG 20	412801	1
954	BHAGONA BIG 20	412801	1
955	Pressure Cooker 6.5 Ltr.	412801	1
956	Brass Plate	412801	1
957	Brass pan & Cover	412801	1
958	ELECTRIC KETTLE PHILIPS MAKE	412801	1
959	ELECTRIC KETTLE	412801	1
960	Electrical items	412801	1
961	LPG Gas With oven & Regulator	412801	1
962	GAS OVEN DOUBLE BURNER	412801	1
963	GAS OVEN FOUR BURNER	412801	1
964	GAS OVEN DOUBLE BURNER	412801	1
965	GAS OVEN DOUBLE BURNER	412801	1
966	Brass pan & Cover	412801	1
967	BUILDING CONTAINING HYDRO ELECTRIC GE	410301	1130585
968	BULD.CONTAIN. TRANS. PLANT & EQUIPMENT	410303	134405
969	DAMS AND BARRAGES	410601	6569567
970	POWER CHANNELS	410602	681955
971	POWER TUNNELS AND PIPELINES	410604	1433
972	PENSTOCKS	410605	383942
973	TAILRACE CHANNELS	410606	899832
974	HYDROMECHANICAL WORKS-DAMS AND BAR	410608	1077343
975	HYDROMECHANICAL WORKS-TUNNELS AND C	410610	263389
976	HYDROMECHANICAL WORKS-TAIL RACE INCL	410611	134252
977	MAIN GENERATING EQUIPMENT	410701	991716
978	MAIN GENERATING EQUIPMENT	410701	991716
979	MAIN GENERATING EQUIPMENT	410701	991716
980	MAIN GENERATING EQUIPMENT	410701	991717
981	GENERATOR STEP UP TRANSFORMER	410702	86992
982	GENERATOR STEP UP TRANSFORMER	410702	86992
983	GENERATOR STEP UP TRANSFORMER	410702	86992
984	GENERATOR STEP UP TRANSFORMER	410702	86992
985	OTHER POWER PLANT TRANSFORMER	410703	18032
986	OTHER POWER PLANT TRANSFORMER	410703	18032
987	OTHER POWER PLANT TRANSFORMER	410703	18032
988	OTHER POWER PLANT TRANSFORMER	410703	18032
989	COOLING WATER SYSTEMS	410704	89407
990	COOLING WATER SYSTEMS	410704	89407
991	COOLING WATER SYSTEMS	410704	89407
992	COOLING WATER SYSTEMS	410704	89408
993	EHV SWITCHGEAR SYSTEMS	410705	199315
994	EHV SWITCHGEAR SYSTEMS	410705	199315
995	EHV SWITCHGEAR SYSTEMS	410705	199315
996	EHV SWITCHGEAR SYSTEMS	410705	199315
997	DC SYSTEMS/BATTERY SYSTEMS	410707	7218
998	DC SYSTEMS/BATTERY SYSTEMS	410707	7218
999	DC SYSTEMS/BATTERY SYSTEMS	410707	7218
1000	DC SYSTEMS/BATTERY SYSTEMS	410707	7218
1001	POWER AND CONTROL CABLES	410708	42187
1002	POWER AND CONTROL CABLES	410708	42187
1003	POWER AND CONTROL CABLES	410708	42187
1004	POWER AND CONTROL CABLES	410708	42187
1005	AIR CONDITIONING AND VENTILATION SYSTE	410709	14755
1006	AIR CONDITIONING AND VENTILATION SYSTE	410709	14755
1007	AIR CONDITIONING AND VENTILATION SYSTE	410709	14755



1008	AIR CONDITIONING AND VENTILATION SYSTEM	410709	14755
1009	POWER LINE CARRIER COMMUNICATION SYSTEM	410710	4017
1010	POWER LINE CARRIER COMMUNICATION SYSTEM	410710	4017
1011	POWER LINE CARRIER COMMUNICATION SYSTEM	410710	4017
1012	POWER LINE CARRIER COMMUNICATION SYSTEM	410710	4017
1013	CONTROL, METERING AND PROTECTION SYSTEM	410711	73303
1014	CONTROL, METERING AND PROTECTION SYSTEM	410711	73303
1015	CONTROL, METERING AND PROTECTION SYSTEM	410711	73303
1016	CONTROL, METERING AND PROTECTION SYSTEM	410711	73303
1017	AUXILIARY AND ANCILLARY SYSTEMS	410712	15261
1018	AUXILIARY AND ANCILLARY SYSTEMS	410712	15261
1019	AUXILIARY AND ANCILLARY SYSTEMS	410712	15261
1020	AUXILIARY AND ANCILLARY SYSTEMS	410712	15256
1021	MISCELLANEOUS POWER PLANT EQUIPMENT	410713	48611
1022	MISCELLANEOUS POWER PLANT EQUIPMENT	410713	48611
1023	MISCELLANEOUS POWER PLANT EQUIPMENT	410713	48611
1024	MISCELLANEOUS POWER PLANT EQUIPMENT	410713	48610
1025	Hero Honda DG Set	411002	1
1026	Concrete Bucket, 1 cubm	411110	1
1027	Concrete Bucket, 1 cubm	411110	1
1028	Pavement Breaker	411130	1
1029	Wooden Rack	411701	1
1030	Pusher Leg attachment(ATLAS)	412020	1
1031	Wooden Table	412801	1
1032	Stabilizer	412801	1
1033	Voltage Stabilizer	412801	1
1034	Satellite Receiver	412801	1
1035	Camera Kodak	412801	1
1036	Room Heater	412801	1
1037	Iron	412801	1
1038	Iron	412801	1
1039	Bed Single	411707	1
1040	EASY CHAIR	411702	1
1041	Wooden chair	412801	1
1042	Wooden chair	412801	1
1043	Dinning Chair with cushion	412801	1
1044	Dinning Chair with cushion	412801	1
1045	Dinning Chair with cushion	412801	1
1046	Dinning Chair with cushion	412801	1
1047	Dinning Chair with cushion	412801	1
1048	Dinning Chair with cushion	412801	1
1049	Dinning Chair	412801	1
1050	Dinning Chair	412801	1
1051	Dinning Chair	412801	1
1052	Dinning Chair	412801	1
1053	Dinning Chair	412801	1
1054	Dinning Chair	412801	1
1055	Dinning Chair	412801	1
1056	Dinning Chair	412801	1
1057	Dinning Chair	412801	1
1058	Dinning Chair	412801	1
1059	Dinning Chair	412801	1
1060	Dinning Chair	412801	1
1061	Dinning Chair	412801	1
1062	Dinning Chair	412801	1
1063	Dinning Chair	412801	1
1064	Chair Premium 7002	411701	1
1065	Chair PCH9101	411701	1
1066	Godrej Executive Chair	411701	1
1067	conference chair	411701	1
1068	conference chair	411701	1
1069	conference chair	411701	1
1070	conference chair	411701	1
1071	conference chair	411701	1
1072	conference chair	411701	1
1073	conference chair	411701	1
1074	conference chair	411701	1
1075	conference chair	411701	1
1076	conference chair	411701	1
1077	conference chair	411701	1
1078	conference chair	411701	1
1079	conference chair	411701	1
1080	conference chair	411701	1
1081	conference chair	411701	1
1082	conference chair	411701	1
1083	conference chair	411701	1




1084	conference chair	411701	1
1085	conference chair	411701	1
1086	conference chair	411701	1
1087	conference chair	411701	1
1088	conference chair	411701	1
1089	conference chair	411701	1
1090	conference chair	411701	1
1091	conference chair	411701	1
1092	conference chair	411701	1
1093	conference chair	411701	1
1094	conference chair	411701	1
1095	GODREJ EXECUTIVE CHAIR PCH7002)	411701	5572
1096	GODREJ EXECUTIVE CHAIR PCH7002)	411701	5573
1097	GODREJ EXECUTIVE CHAIR PCH7002)	411701	5574
1098	GODREJ REVOLVING CHAIR PCH 6003R	411701	6522
1099	Godrej Premium Chair PCH 7003	412801	1
1100	Godrej Premium Chair PCH 7003	412801	1
1101	Godrej Premium Chair PCH 7003	412801	1
1102	Godrej Premium Chair PCH 7003	412801	1
1103	Godrej Premium Chair PCH 7003	412801	1
1104	Godrej Premium Chair PCH 7003	412801	1
1105	Godrej Chair Model PCH 7003	412801	1
1106	Godrej Chair Model PCH 7003	412801	1
1107	Godrej Chair Model PCH 7003	412801	1
1108	Godrej Chair Model PCH 7003	412801	1
1109	Godrej Chair Model PCH 7003	412801	1
1110	Godrej Chair Model PCH 7003	412801	1
1111	GODREJ CHAIR CH 1014	412801	1
1112	GODREJ CHAIR CH 1014,	412801	1
1113	Godrej Chair Pch7002	412801	1
1114	Godrej LB Executive Chair	412801	1
1115	Godrej LB Executive Chair	412801	1
1116	Godrej LB Executive Chair	412801	1
1117	Godrej LB Executive Chair	412801	1
1118	Godrej LB Executive Chair	412801	1
1119	Godrej LB Executive Chair	412801	1
1120	Godrej LB Executive Chair	412801	1
1121	Godrej LB Executive Chair	412801	1
1122	Godrej LB Executive Chair	412801	1
1123	Godrej LB Executive Chair	412801	1
1124	Godrej LB Executive Chair	412801	1
1125	Godrej LB Executive Chair	412801	1
1126	Godrej LB Executive Chair	412801	1
1127	Godrej LB Executive Chair	412801	1
1128	Godrej LB Executive Chair	412801	1
1129	Godrej LB Executive Chair	412801	1
1130	Godrej LB Executive Chair	412801	1
1131	Godrej LB Executive Chair	412801	1
1132	Godrej LB Executive Chair	412801	1
1133	Godrej LB Executive Chair	412801	1
1134	Godrej LB Executive Chair	412801	1
1135	Godrej LB Executive Chair	412801	1
1136	Godrej LB Executive Chair	412801	1
1137	Godrej LB Executive Chair	412801	1
1138	Godrej LB Executive Chair	412801	1
1139	Godrej Chair pch7002	412801	1
1140	Godrej Chair pch7002	412801	1
1141	Chair Pch701	412801	1
1142	Godrej Chair Pch7001	412801	1
1143	Godrej Revolving chair 9101	411701	1
1144	REVOLVING CHAIR	411701	1
1145	REVOLVING CHAIR	411704	1
1146	Computer chair	412801	1
1147	Computer Chair	412801	1
1148	Computer Chair	412801	1
1149	Computer chair	412801	1
1150	Revolving chair	412801	1
1151	Revolving chair	412801	1
1152	Revolving chair	412801	1
1153	Revolving chair	412801	1
1154	Revolving chair	412801	1
1155	Revolving chair	412801	1
1156	Revolving chair	412801	1
1157	Revolving chair	412801	1
1158	Revolving chair	412801	1
1159	Revolving chair	412801	1


370




1160	Revolging chair	412801	1
1161	Revolging chair	412801	1
1162	Revolging chair	412801	1
1163	Revolging chair	412801	1
1164	Revolging chair	412801	1
1165	Comp Chair	412801	1
1166	Revolving Chair	412801	1
1167	Revolving Chair	412801	1
1168	Revolving Chair	412801	1
1169	Revolving Chair	412801	1
1170	Revolving Chair	412801	1
1171	Revolving Chair	412801	1
1172	Revolving Chair	412801	1
1173	Revolving Chair	412801	1
1174	Computer Chair	412801	1
1175	Computer Chair	412801	1
1176	Computer Chair	412801	1
1177	Computer Chair	412801	1
1178	Computer Chair	412801	1
1179	Computer Chair	412801	1
1180	Computer Chair	412801	1
1181	Computer Chair with Arm	412801	1
1182	Revolving Chair	412801	1
1183	Revolving Chair	412801	1
1184	Revolving Chair	412801	1
1185	Revolving Chair	412801	1
1186	Revolving Chair	412801	1
1187	Revolving Chair	412801	1
1188	Revolving Chair	412801	1
1189	Revolving Chair	412801	1
1190	Revolving Chair 1014	412801	1
1191	Revolving Chair 7032	412801	1
1192	REVOLVING COMPUTER CHAIR	412801	1
1193	Godrej Chair	411701	1
1194	Godrej Chair	411701	1
1195	Godrej Chair	411701	1
1196	GODREJ CHAIR	411701	8098
1197	Cushion chair	412801	1
1198	Cushion chair	412801	1
1199	Cushion chair	412801	1
1200	Cushion chair	412801	1
1201	Cushion chair	412801	1
1202	Cushion chair	412801	1
1203	Cushion chair	412801	1
1204	Cushion chair	412801	1
1205	Cushion chair	412801	1
1206	Cushion chair	412801	1
1207	Cushion chair	412801	1
1208	Cushion chair	412801	1
1209	Cushion chair	412801	1
1210	Cushion chair	412801	1
1211	Cushion chair	412801	1
1212	Cushion chair	412801	1
1213	Cushion chair	412801	1
1214	chair	412801	1
1215	chair	412801	1
1216	chair	412801	1
1217	chair	412801	1
1218	chair	412801	1
1219	chair	412801	1
1220	chair	412801	1
1221	chair	412801	1
1222	chair	412801	1
1223	chair	412801	1
1224	chair	412801	1
1225	chair	412801	1
1226	chair	412801	1
1227	chair	412801	1
1228	chair	412801	1
1229	chair	412801	1
1230	chair	412801	1
1231	chair	412801	1
1232	chair	412801	1
1233	chair	412801	1
1234	Chair C7	412801	1
1235	Chair C7	412801	1



1312	Stype Armed Chair	412801	1
1313	Stype Armed Chair	412801	1
1314	Stype Armed Chair	412801	1
1315	Stype Unarmed Chair	412801	1
1316	Stype Unarmed Chair	412801	1
1317	Stype Unarmed Chair	412801	1
1318	Stype Armed Chair	412801	1
1319	Stype Unarmed Chair	412801	1
1320	Stype Unarmed Chair	412801	1
1321	Stype Unarmed Chair	412801	1
1322	Stype Unarmed Chair	412801	1
1323	Stype Unarmed Chair	412801	1
1324	Arm less Chair	412801	1
1325	Arm less Chair	412801	1
1326	Arm less Chair	412801	1
1327	Stype Chair	412801	1
1328	Stype Chair	412801	1
1329	Stype Chair	412801	1
1330	Godrj Chair PCH 7034	412801	1
1331	Godrj Chair PCH 7034	412801	1
1332	Godrj Chair PCH 7034	412801	1
1333	Godrj Chair PCH 7034	412801	1
1334	Godrj Chair PCH 7034	412801	1
1335	Stype Chair	412801	1
1336	Stype Chair	412801	1
1337	S Type Armed Chair	412801	1
1338	Godrj Chair1007	412801	1
1339	Godrj Chair1007	412801	1
1340	Godrj Chair1007	412801	1
1341	Godrj Chair1007	412801	1
1342	Godrj Chair1008	412801	1
1343	Godrj Chair1008	412801	1
1344	Godrj Chair1008	412801	1
1345	Godrj Chair1008	412801	1
1346	Godrj Chair	412801	1
1347	GODREJ CHAIR CH6 MI 1866 FROM M/S DECC	412801	1
1348	GODREJ CHAIR CH4	412801	1
1349	GODREJ CHAIR CH4	412801	1
1350	GODREJ CHAIR CH4	412801	1
1351	GODREJ CHAIR CH4	412801	1
1352	GODREJ CHAIR CH6	412801	1
1353	Godrej Chair set	412801	1
1354	CHAIR WITH PADDED SEAT	412801	1
1355	GODREJ CHAIRS	412801	1
1356	GODREJ CHAIRS	412801	1
1357	GODREJ CHAIRS	412801	1
1358	GODREJ CHAIRS	412801	1
1359	CHAIR PCH5001 MAKE GODREJ	412801	1
1360	CHAIR CH7(CH7/OFFICE/2006/039/12)	412801	1
1361	Visitors Chair	412801	1
1362	Visitors Chair	412801	1
1363	Visitors Chair	412801	1
1364	Visitors Chair	412801	1
1365	Visitors Chair	412801	1
1366	Visitors Chair	412801	1
1367	Visitors Chair	412801	1
1368	Visitors Chair	412801	1
1369	Visitors Chair	412801	1
1370	Visitors Chair	412801	1
1371	Ornate moulded chair wth cushion	412801	1
1372	Ornate moulded chair wth cushion	412801	1
1373	Ornate moulded chair wth cushion	412801	1
1374	Plastic Chair With Arm	412801	1
1375	Plastic Chair With Arm	412801	1
1376	Plastic Chair With Arm	412801	1
1377	Plastic Chair With Arm	412801	1
1378	Plastic Chair With Arm	412801	1
1379	Plastic Chair With Arm	412801	1
1380	Plastic Chair With Arm	412801	1
1381	Plastic Chair With Arm	412801	1
1382	Plastic Chair With Arm	412801	1
1383	Plastic Chair With Arm	412801	1
1384	Plastic Chair With Arm	412801	1
1385	Plastic Chair With Arm	412801	1
1386	Plastic Chair With Arm	412801	1
1387	Plastic Chair With Arm	412801	1




1388	Plastic Chair With Arm	412801	1
1389	Plastic Chair With Arm	412801	1
1390	Plastic Chair With Arm	412801	1
1391	Plastic Chair With Arm	412801	1
1392	Plastic Chair With Arm	412801	1
1393	Plastic Chair With Arm	412801	1
1394	Plastic Chair With Arm	412801	1
1395	Plastic Chair With Arm	412801	1
1396	Plastic Chair With Arm	412801	1
1397	Plastic Chair With Arm	412801	1
1398	Plastic Chair With Arm	412801	1
1399	Plastic Chair With Arm	412801	1
1400	Plastic Chair With Arm	412801	1
1401	Plastic Chair With Arm	412801	1
1402	Plastic chair	412801	1
1403	MOLDED CHAIR	412801	1
1404	MOLDED CHAIR	412801	1
1405	MOLDED CHAIR	412801	1
1406	MOLDED CHAIR	412801	1
1407	MOLDED CHAIR	412801	1
1408	MOLDED CHAIR	412801	1
1409	MOLDED CHAIR	412801	1
1410	MOLDED CHAIR	412801	1
1411	MOLDED CHAIR	412801	1
1412	MOLDED CHAIR	412801	1
1413	MOLDED CHAIR	412801	1
1414	MOLDED CHAIR	412801	1
1415	MOLDED CHAIR	412801	1
1416	MOLDED CHAIR	412801	1
1417	MOLDED CHAIR	412801	1
1418	MOLDED CHAIR	412801	1
1419	MOLDED CHAIR	412801	1
1420	MOLDED CHAIR	412801	1
1421	MOLDED CHAIR	412801	1
1422	MOLDED CHAIR	412801	1
1423	MOLDED CHAIR	412801	1
1424	MOLDED CHAIR	412801	1
1425	MOLDED CHAIR	412801	1
1426	MOLDED CHAIR	412801	1
1427	MOLDED CHAIR	412801	1
1428	MOLDED CHAIR	412801	1
1429	MOLDED CHAIR	412801	1
1430	MOLDED CHAIR	412801	1
1431	MOLDED CHAIR	412801	1
1432	MOLDED CHAIR	412801	1
1433	MOLDED CHAIR	412801	1
1434	MOLDED CHAIR	412801	1
1435	MOLDED CHAIR	412801	1
1436	MOLDED CHAIR	412801	1
1437	MOLDED CHAIR	412801	1
1438	MOLDED CHAIR	412801	1
1439	MOLDED CHAIR	412801	1
1440	MOLDED CHAIR	412801	1
1441	MOLDED CHAIR	412801	1
1442	MOLDED CHAIR	412801	1
1443	MOLDED CHAIR	412801	1
1444	MOLDED CHAIR	412801	1
1445	MOLDED CHAIR	412801	1
1446	MOLDED CHAIR	412801	1
1447	MOLDED CHAIR	412801	1
1448	MOLDED CHAIR	412801	1
1449	MOLDED CHAIR	412801	1
1450	MOLDED CHAIR	412801	1
1451	MOLDED CHAIR	412801	1
1452	PLASTIC ALMIRAH	412801	1
1453	PLASTIC ALMIRAH	412801	1
1454	Godrej Storewell	411701	1
1455	Godrej Storewell	411701	1
1456	Godrej Storewell	411701	1
1457	Godrej Storewel 4 shelves	411701	1
1458	Godrej Storewell plain with two shelves	411701	1
1459	Storewel (Godrej)	411701	1
1460	Storewel (Godrej)	411701	1
1461	Godrej Almirah	411701	1
1462	Godrej Almirah	411701	1
1463	Godrej Almirah	411701	1




1464	Godrej Almirah	411701	1
1465	Godrej Storwel almirah	411701	4661
1466	Almirah	411701	4478
1467	Almirah	411701	4478
1468	Almirah	411701	4478
1469	Almirah	411701	4478
1470	Almirah	411701	4478
1471	Almirah	411701	4478
1472	Almirah	411701	4478
1473	Almirah	411701	4478
1474	Almirah	411701	4478
1475	Almirah	411701	4478
1476	Almirah	411701	4478
1477	Almirah	411701	4478
1478	Almirah	411701	4478
1479	Almirah	411701	4478
1480	Almirah	411701	4478
1481	Almirah	411701	4478
1482	Almirah	411701	4478
1483	Almirah	411701	4494
1484	Almirah minor plane	411701	1
1485	Almirah minor plane	411701	1
1486	Almirah minor plane	411701	1
1487	Almirah minor plane	411701	1
1488	Almirah minor locker	411701	1
1489	GODREJ STORE WILL	411701	6232
1490	GODREJ STORE WILL	411701	6231
1491	ALMIRAH STEEL 5 SELVES	411701	1
1492	GODREJ STORE WILL	411701	6589
1493	GODREJ STORE WILL	411701	6587
1494	STORE WELL BIG MADE OF CRE SHEET	411701	5929
1495	STORE WELL BIG MADE OF CRE SHEET	411701	5929
1496	STORE WELL BIG MADE OF CRE SHEET	411701	5929
1497	STORE WELL BIG MADE OF CRE SHEET	411701	5929
1498	STORE WELL BIG MADE OF CRE SHEET	411701	5929
1499	GODREJ STOREWELL MODEL M3	411701	5929
1500	GODREJ STOREWELL MODEL M3	411701	5929
1501	GODREJ STOREWELL MODEL M3	411701	5929
1502	GODREJ STOREWELL	411701	7737
1503	ALMIRAH	411702	5656
1504	Steel Almirah	411707	6661
1505	Steel Almirah	412801	1
1506	Steel Almirah	412801	1
1507	Steel Almirah	412801	1
1508	Steel Almirah	412801	1
1509	Steel Almirah	412801	1
1510	Steel Almirah	412801	1
1511	Steel Almirah	412801	1
1512	Steel Almirah	412801	1
1513	Steel Almirah	412801	1
1514	Steel Almirah	412801	1
1515	Steel Almirah	412801	1
1516	Steel Almirah	412801	1
1517	Steel Almirah	412801	1
1518	Steel Almirah 78 with one	412801	1
1519	Almirah	412801	1
1520	Godrej Almirah	412801	1
1521	Cornet Table, 27"x27x29	411701	1
1522	WRITING TABLE	411702	1
1523	Dining Table 12'x6'x6 Teak Wood	411707	12274
1524	Dinning table Teak Wood with 6 Chair	411707	5256
1525	Dining table	411707	1
1526	Dining table	411707	1
1527	Dining set	411707	1
1528	Wooden Table	411707	6156
1529	Wooden Table	411707	6155
1530	CENTER TABLE	411707	1
1531	CENTER TABLE	411707	1
1532	wooden corner stand	412801	1
1533	wooden centre table	412801	1
1534	Bed side table	412801	1
1535	Bed side table	412801	1
1536	Bed side table	412801	1
1537	Bed side table	412801	1
1538	Bed side table	412801	1
1539	Bed side table	412801	1




1540	Bed side table	412801	1
1541	Bed side table	412801	1
1542	Centre table	412801	1
1543	Centre table Teak wood	412801	1
1544	Wooden study table with arm chair	412801	1
1545	Wooden study table with arm chair	412801	1
1546	Wooden study table with arm chair	412801	1
1547	Wooden study table with arm chair	412801	1
1548	Centre Table Wooden	412801	1
1549	Centre table	412801	1
1550	Centre table	412801	1
1551	Centre table with glass	412801	1
1552	Centre table with glass	412801	1
1553	Centre table with glass	412801	1
1554	Wooden Table	412801	1
1555	Centre Table	412801	1
1556	Wooden Table	412801	1
1557	Wooden Table	412801	1
1558	Wooden Table	412801	1
1559	Wooden Table	412801	1
1560	Wooden Table	412801	1
1561	Wooden Dining Table	412801	1
1562	Center Table (Plastic)	412801	1
1563	Bed side Table	412801	1
1564	Bed side Table	412801	1
1565	Bed side Table	412801	1
1566	Bed side Table	412801	1
1567	Bed side Table	412801	1
1568	Bed side Table	412801	1
1569	Bed side Table	412801	1
1570	Bed side Table	412801	1
1571	Bed side Table	412801	1
1572	Center Table	412801	1
1573	Center Table	412801	1
1574	SIDE TABLE WITH DRAWER MADE OF PLY WO	412801	1
1575	SIDE TABLE WITH DRAWER MADE OF PLY WO	412801	1
1576	SIDE TABLE WITH DRAWER MADE OF PLY WO	412801	1
1577	SIDE TABLE WITH DRAWER MADE OF PLY WO	412801	1
1578	SIDE TABLE WITH DRAWER MADE OF PLY WO	412801	1
1579	SIDE TABLE WITH DRAWER MADE OF PLY WO	412801	1
1580	SIDE TABLE WITH DRAWER MADE OF PLY WO	412801	1
1581	SIDE TABLE WITH DRAWER MADE OF PLY WO	412801	1
1582	SIDE TABLE WITH DRAWER MADE OF PLY WO	412801	1
1583	SIDE TABLE WITH DRAWER MADE OF PLY WO	412801	1
1584	SIDE TABLE WITH DRAWER MADE OF PLY WO	412801	1
1585	SIDE TABLE WITH DRAWER MADE OF PLY WO	412801	1
1586	SIDE TABLE WITH DRAWER MADE OF PLY WO	412801	1
1587	SIDE TABLE WITH DRAWER MADE OF PLY WO	412801	1
1588	SIDE TABLE WITH DRAWER MADE OF PLY WO	412801	1
1589	SIDE TABLE WITH DRAWER MADE OF PLY WO	412801	1
1590	CENTRE TABLE OF 36X18	412801	1
1591	CENTRE TABLE OF 36X18	412801	1
1592	CENTRE TABLE OF 36X18	412801	1
1593	CENTRE TABLE OF 36X18	412801	1
1594	WOODEN STUDY TABLE WITH 3X2	412801	1
1595	WOODEN STUDY TABLE WITH 3X2	412801	1
1596	WOODEN STUDY TABLE WITH 3X2	412801	1
1597	WOODEN STUDY TABLE WITH 3X2	412801	1
1598	CENTRE TABLE	412801	1
1599	CENTRE TABLE	412801	1
1600	CENTRE TABLE	412801	1
1601	CENTRE TABLE GLASS WITH SHLVES	412801	1
1602	CENTER TABLE	412801	1
1603	CENTER TABLE	412801	1
1604	CENTER TABLE	412801	1
1605	CENTER TABLE	412801	1
1606	CENTRE TABLE	412801	1
1607	CENTRE TABLE	412801	1
1608	CENTRE TABLE	412801	1
1609	SIDE TABLE	412801	1
1610	SIDE TABLE	412801	1
1611	SIDE TABLE	412801	1
1612	SIDE TABLE	412801	1
1613	SIDE TABLE	412801	1
1614	SIDE TABLE	412801	1
1615	SIDE TABLE	412801	1



1616	SIDE TABLE	412801	1
1617	SIDE TABLE	412801	1
1618	SIDE TABLE	412801	1
1619	CENTERB TABLE GLASS TOP	412801	1
1620	Service table	412801	1
1621	Plain Table metal Top	412801	1
1622	Godrej table T202	411701	1
1623	Godrej table T202	411701	1
1624	Godrej Table set	411701	1
1625	Godrej Table set	411701	1
1626	Godrej Table T104	411701	1
1627	Godrej Table 108	411701	1
1628	Godrej table	411701	4391
1629	Godrej table	411701	4391
1630	Godrej table T107	411701	1
1631	Godrej Table T 108	411701	1
1632	Godrej Table	411701	1
1633	Table T104	411701	1
1634	Godrej Table T9	411701	1
1635	Godrej Table WT718	411701	5948
1636	Godrej Table T202	411701	9619
1637	Godrej Table T202	411701	10799
1638	Godrej Table T202	411701	9986
1639	Godrej exec. T202	411701	9987
1640	Godrej Table T109	411701	1
1641	Godrej Table T109	411701	1
1642	Godrej Table T9	411701	1
1643	Godrej Table T9	411701	1
1644	Godrej Table T9	411701	1
1645	Godrej Table T9	411701	1
1646	Godrej Table T9	411701	1
1647	Godrej Table T9	411701	1
1648	Godrej Table T9	411701	1
1649	Godrej Table T9	411701	1
1650	Table double drawer	411701	1
1651	Table double drawer	411701	1
1652	Table double drawer	411701	1
1653	Table double drawer	411701	1
1654	Table double drawer	411701	1
1655	Table double drawer	411701	1
1656	Table double drawer	411701	1
1657	Table double drawer	411701	1
1658	Table double drawer	411701	1
1659	Table double drawer	411701	1
1660	Table double drawer	411701	1
1661	Table double drawer	411701	1
1662	Table double drawer	411701	1
1663	Table double drawer	411701	1
1664	GODREJ TABLE	411701	5125
1665	GODREJ TABLE	411701	5125
1666	GODREJ TABLE T102	411701	5301
1667	TABLE GODREJ	411701	1
1668	TABLE, T104	411701	8335
1669	GODREJ TABLE T9	411701	6634
1670	GODREJ TABLE TS9	411701	6635
1671	GODREJ TABLE TS9	411701	6635
1672	TABLE T9(T9/ OFFICE/2006/031/12)	411701	5135
1673	Table T104 GODREJ MAKE	411701	6574
1674	TABLE T GODREJ	411704	8145
1675	Godrej Table T111	412801	1
1676	Table T8	412801	1
1677	Table T8	412801	1
1678	Table T8	412801	1
1679	Tables	412801	1
1680	Tables	412801	1
1681	Tables	412801	1
1682	Tables	412801	1
1683	Tables	412801	1
1684	Table Glass	412801	1
1685	Table	412801	1
1686	Table	412801	1
1687	Table with One side Drawer	412801	1
1688	Table with both side Drawer	412801	1
1689	Table with One side Drawer	412801	1
1690	Table with One side Drawer	412801	1
1691	Table with One side Drawer	412801	1

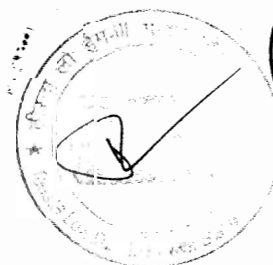


1768	Single bed wood	412801	1
1769	Single bed wood	412801	1
1770	Single bed wood	412801	1
1771	Wooden Bed	412801	1
1772	DOUBLE BED SIZE 6.5' X 6', SINGLE BED SIZE	412801	1
1773	DOUBLE BED SIZE 6.5' X 6', SINGLE BED SIZE	412801	1
1774	DOUBLE BED SIZE 6.5' X 6', SINGLE BED SIZE	412801	1
1775	DOUBLE BED SIZE 6.5' X 6', SINGLE BED SIZE	412801	1
1776	DOUBLE BED SIZE 6.5' X 6', SINGLE BED SIZE	412801	1
1777	DOUBLE BED SIZE 6.5' X 6', SINGLE BED SIZE	412801	1
1778	DOUBLE BED SIZE 6.5' X 6', SINGLE BED SIZE	412801	1
1779	DOUBLE BED SIZE 6.5' X 6', SINGLE BED SIZE	412801	1
1780	Wooden Bed	412801	1
1781	Wooden Bed	412801	1
1782	Wooden Bed	412801	1
1783	Wooden Bed	412801	1
1784	Wooden Bed	412801	1
1785	Wooden bed	412801	1
1786	Wooden bed	412801	1
1787	wooden bed	412801	1
1788	wooden bed	412801	1
1789	wooden bed	412801	1
1790	wooden bed	412801	1
1791	Wooden bed	412801	1
1792	Wooden bed	412801	1
1793	Single bed	412801	1
1794	Single bed	412801	1
1795	Single bed	412801	1
1796	Single bed	412801	1
1797	Single bed	412801	1
1798	Single bed	412801	1
1799	Single bed	412801	1
1800	Single bed	412801	1
1801	Single bed	412801	1
1802	SINGLE BED OF SIZE 78X 36 MADE OF MALA	412801	1
1803	SINGLE BED OF SIZE 78X 36 MADE OF MALA	412801	1
1804	SINGLE BED OF SIZE 78X 36 MADE OF MALA	412801	1
1805	SINGLE BED OF SIZE 78X 36 MADE OF MALA	412801	1
1806	SINGLE BED OF SIZE 78X 36 MADE OF MALA	412801	1
1807	SINGLE BED OF SIZE 78X 36 MADE OF MALA	412801	1
1808	SINGLE BED OF SIZE 78X 36 MADE OF MALA	412801	1
1809	SINGLE BED OF SIZE 78X 36 MADE OF MALA	412801	1
1810	SINGLE BED OF SIZE 78X 36 MADE OF MALA	412801	1
1811	SINGLE BED OF SIZE 78X 36 MADE OF MALA	412801	1
1812	SINGLE BED OF SIZE 78X 36 MADE OF MALA	412801	1
1813	SINGLE BED OF SIZE 78X 36 MADE OF MALA	412801	1
1814	SINGLE BED OF SIZE 78X 36 MADE OF MALA	412801	1
1815	SINGLE BED OF SIZE 78X 36 MADE OF MALA	412801	1
1816	SINGLE BED OF SIZE 78X 36 MADE OF MALA	412801	1
1817	SINGLE BED OF SIZE 78X 36 MADE OF MALA	412801	1
1818	SINGLE BED OF SIZE 78X 36 MADE OF MALA	412801	1
1819	SINGLE BED OF SIZE 78X 36 MADE OF MALA	412801	1
1820	SINGLE BED OF SIZE 78X 36 MADE OF MALA	412801	1
1821	SINGLE BED OF SIZE 78X 36 MADE OF MALA	412801	1
1822	SINGLE BED OF SIZE 78X 36 MADE OF MALA	412801	1
1823	SINGLE BED OF SIZE 78X 36 MADE OF MALA	412801	1
1824	SINGLE BED OF SIZE 78X 36 MADE OF MALA	412801	1
1825	SINGLE BED OF SIZE 78X 36 MADE OF MALA	412801	1
1826	SINGLE BED OF SIZE 78X 36 MADE OF MALA	412801	1
1827	SINGLE BED OF SIZE 78X 36 MADE OF MALA	412801	1
1828	HERITAGE SINGLE BED	412801	1
1829	HERITAGE SINGLE BED	412801	1
1830	HERITAGE SINGLE BED	412801	1
1831	WOODEN BED TEAK WOOD MAKE	412801	4424
1832	WOODEN BED TEAK WOOD MAKE	412801	4424
1833	WOODEN BED TEAK WOOD MAKE	412801	4423
1834	Camp Cot	412801	1
1835	Camp Cot	412801	1
1836	Camp Cot	412801	1
1837	Camp Cot	412801	1
1838	Camp Cot	412801	1
1839	Camp Cot	412801	1
1840	Camp Cot	412801	1
1841	Camp Cot	412801	1
1842	Camp Cot	412801	1
1843	Camp Cot	412801	1




1844	Camp Cot	412801	1
1845	Camp Cot	412801	1
1846	Fabricated camp cot	412801	1
1847	Fabricated camp cot	412801	1
1848	Fabricated camp cot	412801	1
1849	Fabricated camp cot	412801	1
1850	Fabricated camp cot	412801	1
1851	Fabricated camp cot	412801	1
1852	Fabricated camp cot	412801	1
1853	Steel Bed	412801	1
1854	Steel Bed	412801	1
1855	Steel Bed	412801	1
1856	Steel Bed	412801	1
1857	Steel Bed	412801	1
1858	FOLDING COT WITH PLY	412801	1
1859	FOLDING COT WITH PLY	412801	1
1860	FOLDING COT WITH PLY	412801	1
1861	FOLDING COT WITH PLY	412801	1
1862	FOLDING COT WITH PLY	412801	1
1863	FOLDING COT WITH PLY	412801	1
1864	FOLDING COT WITH PLY	412801	1
1865	FOLDING COT WITH PLY	412801	1
1866	FOLDING COT WITH PLY	412801	1
1867	FOLDING COT WITH PLY	412801	1
1868	FOLDING COT WITH PLY	412801	1
1869	FOLDING COT WITH PLY	412801	1
1870	FOLDING COT WITH PLY	412801	1
1871	FOLDING COT WITH PLY	412801	1
1872	FOLDING COT WITH PLY	412801	1
1873	FOLDING COT WITH PLY	412801	1
1874	FOLDING COT WITH PLY	412801	1
1875	FOLDING COT WITH PLY	412801	1
1876	FOLDING COT WITH PLY	412801	1
1877	FOLDING COT WITH PLY	412801	1
1878	FOLDING COT WITH PLY	412801	1
1879	FOLDING COT WITH PLY	412801	1
1880	FOLDING COT WITH PLY	412801	1
1881	FOLDING COT WITH PLY	412801	1
1882	FOLDING COT WITH PLY	412801	1
1883	FOLDING COT WITH PLY	412801	1
1884	FOLDING COT WITH PLY	412801	1
1885	FOLDING COT WITH PLY	412801	1
1886	FOLDING COT WITH PLY	412801	1
1887	FOLDING COT WITH PLY	412801	1
1888	FOLDING COAT WITH PLY	412801	1
1889	FOLDING COAT WITH PLY	412801	1
1890	FOLDING COAT WITH PLY	412801	1
1891	FOLDING COAT WITH PLY	412801	1
1892	FOLDING COAT WITH PLY	412801	1
1893	FOLDING COAT WITH PLY	412801	1
1894	FOLDING COAT WITH PLY	412801	1
1895	FOLDING COAT WITH PLY	412801	1
1896	FOLDING COAT WITH PLY	412801	1
1897	FOLDING COAT WITH PLY	412801	1
1898	FOLDING COAT WITH PLY	412801	1
1899	FOLDING COAT WITH PLY	412801	1
1900	FOLDING COAT WITH PLY	412801	1
1901	FOLDING COAT WITH PLY	412801	1
1902	FOLDING COAT WITH PLY	412801	1
1903	FOLDING COAT WITH PLY	412801	1
1904	FOLDING COAT WITH PLY	412801	1
1905	FOLDING COAT WITH PLY	412801	1
1906	FOLDING COAT WITH PLY	412801	1
1907	FOLDING COAT WITH PLY	412801	1
1908	FOLDING COAT WITH PLY	412801	1
1909	FOLDING COAT WITH PLY	412801	1
1910	FOLDING COAT WITH PLY	412801	1
1911	FOLDING COAT WITH PLY	412801	1
1912	FOLDING COAT WITH PLY	412801	1
1913	Sofa Set 3 seater and 2 single seater of teak wood	411701	8884
1914	Sofa set wooden (teak)	411701	7730
1915	Sofa set	411701	1
1916	Sofa Set	411701	9512
1917	Sofa Set with Centre table	411701	4956
1918	Sofa set Teak Wood	411707	1
1919	Sofa set	411707	1


379



1920	Sofa set	411707	1
1921	SOFA SET	411707	10187
1922	Cane Sofa	412801	1
1923	Wooden Sofa Single	412801	1
1924	Wooden Sofa Single	412801	1
1925	3 + 2 seater wooden sofa	412801	1
1926	Wooden Sofa	412801	1
1927	DUAL SEATER	412801	1
1928	DUAL SEATER	412801	1
1929	DUAL SEATER	412801	1
1930	DUAL SEATER	412801	1
1931	DUAL SEATER	412801	1
1932	DUAL SEATER	412801	1
1933	DUAL SEATER	412801	1
1934	DUAL SEATER	412801	1
1935	DUAL SEATER	412801	1
1936	DUAL SEATER	412801	1
1937	DUAL SEATER	412801	1
1938	DUAL SEATER	412801	1
1939	DUAL SEATER	412801	1
1940	DUAL SEATER	412801	1
1941	DUAL SEATER	412801	1
1942	DUAL SEATER	412801	1
1943	DUAL SEATER	412801	1
1944	DUAL SEATER	412801	1
1945	DUAL SEATER	412801	1
1946	DUAL SEATER	412801	1
1947	DUAL SEATER	412801	1
1948	DUAL SEATER	412801	1
1949	DUAL SEATER	412801	1
1950	DUAL SEATER	412801	1
1951	DUAL SEATER	412801	1
1952	DUAL SEATER	412801	1
1953	DUAL SEATER	412801	1
1954	DUAL SEATER	412801	1
1955	DUAL SEATER	412801	1
1956	DUAL SEATER	412801	1
1957	DUAL SEATER	412801	1
1958	DUAL SEATER	412801	1
1959	DUAL SEATER	412801	1
1960	DUAL SEATER	412801	1
1961	DUAL SEATER	412801	1
1962	DUAL SEATER	412801	1
1963	DUAL SEATER	412801	1
1964	DUAL SEATER	412801	1
1965	DUAL SEATER	412801	1
1966	DUAL SEATER	412801	1
1967	DUAL SEATER	412801	1
1968	DUAL SEATER	412801	1
1969	DUAL SEATER	412801	1
1970	DUAL SEATER	412801	1
1971	sofa set	412801	1
1972	Sofa set	412801	1
1973	Sofa set	412801	1
1974	Three Seater Steel chair	411701	1
1975	Three Seater Steel chair	411701	1
1976	Godrej Monitor Desk	412801	1
1977	Godrej Monitor Desk	412801	1
1978	Godrej Monitor Desk	412801	1
1979	Godrej Monitor Desk	412801	1
1980	DUAL DESK	412801	1
1981	DUAL DESK	412801	1
1982	DUAL DESK	412801	1
1983	DUAL DESK	412801	1
1984	DUAL DESK	412801	1
1985	DUAL DESK	412801	1
1986	DUAL DESK	412801	1
1987	DUAL DESK	412801	1
1988	DUAL DESK	412801	1
1989	DUAL DESK	412801	1
1990	Godrej Filing Cabinet	411701	1
1991	Providing & making of wall cabinet	411701	17195
1992	Godrej L Shaped Credenza	411701	11214
1993	GODREJ 4 DOOR FILING CABINET	411701	6290
1994	GODREJ 4 DOOR FILING CABINET	411701	6291
1995	FILE CABINET 4 DRAWER GODREJ	411701	7427




1996	FILE CABINET 4 DRAWER GODREJ	411701	7427
1997	filing Cabinet	412801	1
1998	Stallion TV Cabinet	412801	1
1999	TV Stand	412801	1
2000	TV Stand	412801	1
2001	WOODEN T V TROLLY	412801	1
2002	Providing & fixing of Cupboard	411701	1
2003	Providing & fixing of Cupboard	411701	1
2004	Providing & fixing of Cupboard	411701	1
2005	Providing & fixing of Cupboard	411701	1
2006	Providing & fixing of Cupboard	411701	1
2007	Providing & fixing of Cupboard	411701	1
2008	CUP BOARD	411702	5656
2009	wooden wardrobe	412801	1
2010	Wooden Core Box 4 Partitions	412801	1
2011	Wooden Core Box 4 Partitions	412801	1
2012	Wooden Core Box 4 Partitions	412801	1
2013	Wooden Core Box 4 Partitions	412801	1
2014	Wooden Core Box 4 Partitions	412801	1
2015	Wooden Core Box 4 Partitions	412801	1
2016	Wooden Core Box 4 Partitions	412801	1
2017	Wooden Core Box 4 Partitions	412801	1
2018	Wooden Core Box 4 Partitions	412801	1
2019	Wooden Core Box 4 Partitions	412801	1
2020	Wooden Core Box 4 Partitions	412801	1
2021	Wooden Core Box 4 Partitions	412801	1
2022	Wooden Core Box 4 Partitions	412801	1
2023	Wooden Core Box 4 Partitions	412801	1
2024	Wooden Core Box 4 Partitions	412801	1
2025	Wooden Core Box 3 Partitions	412801	1
2026	Wooden Core Box 3 Partitions	412801	1
2027	Wooden Core Box 3 Partitions	412801	1
2028	STEEL BOX (CGI SHEET)	412801	1
2029	STEEL BOX (CGI SHEET)	412801	1
2030	STEEL BOX (CGI SHEET)	412801	1
2031	Steel Rack 72x24x96	411701	1
2032	Steel Rack 72x24x96	411701	1
2033	Steel Rack 72x24x96	411701	1
2034	Steel Rack 72x24x96	411701	1
2035	Steel Rack 72x24x96	411701	1
2036	Steel Rack 72x24x96	411701	1
2037	Steel Rack 72x24x96	411701	1
2038	Steel Rack 72x24x96	411701	1
2039	Steel Rack 72x24x96	411701	1
2040	Steel Rack 72x24x96	411701	1
2041	Steel Rack 72x24x96	411701	1
2042	Steel Rack 72x24x96	411701	1
2043	Steel Rack 72x24x96	411701	1
2044	Steel Rack 72x24x96	411701	1
2045	Steel Rack 72x24x96	411701	1
2046	Steel Rack 72x24x96	411701	1
2047	Steel Rack 72x24x96	411701	1
2048	Steel Rack 72x24x96	411701	1
2049	Steel Rack 72x24x96	411701	1
2050	Steel Rack 72x24x96	411701	1
2051	Steel Rack 72x24x96	411701	1
2052	Steel Rack 72x24x96	411701	1
2053	Steel Rack 72x24x96	411701	1
2054	Steel Rack 72x24x96	411701	1
2055	Steel Rack 72x24x96	411701	1
2056	Steel Rack 72x24x96	411701	1
2057	Steel Rack 72x24x96	411701	1
2058	Steel Rack 72x24x96	411701	1
2059	Steel Rack 72x24x96	411701	1
2060	Steel Rack 72x24x96	411701	1
2061	Wooden Magazine rack	412801	1
2062	Side Rack	412801	1
2063	Office Side Rack	412801	1
2064	Wooden side Rack	412801	1
2065	Steel Rack	412801	1
2066	Steel Rack	412801	1
2067	Steel Rack	412801	1
2068	Steel Rack	412801	1
2069	Steel Rack	412801	1
2070	Steel Rack	412801	1
2071	Steel Rack	412801	1



2072	Steel Rack	412801	1
2073	Steel Rack	412801	1
2074	Steel Rack	412801	1
2075	Steel Rack	412801	1
2076	Steel Rack	412801	1
2077	Steel Rack	412801	1
2078	wooden Rack	412801	1
2079	Steel Racks	412801	1
2080	Steel Racks	412801	1
2081	Steel Racks	412801	1
2082	Steel Racks	412801	1
2083	Steel Racks	412801	1
2084	Steel Racks	412801	1
2085	Steel Racks	412801	1
2086	Steel Racks	412801	1
2087	Steel Racks	412801	1
2088	Steel Racks	412801	1
2089	WOODEN LUGGAGE STAND	412801	1
2090	WOODEN LUGGAGE STAND	412801	1
2091	WOODEN LUGGAGE STAND	412801	1
2092	Steel Rack 3 panel	412801	1
2093	Side Rack	412801	1
2094	Steel Rack	412801	1
2095	Multiflex Rack	412801	1
2096	Pie File Rack	412801	1
2097	WOODEN STAND FOR TELEPHONE	412801	1
2098	WOODEN STAND FOR TELEPHONE	412801	1
2099	WOODEN STAND FOR TELEPHONE	412801	1
2100	WOODEN STAND FOR TELEPHONE	412801	1
2101	WOODEN STAND FOR TELEPHONE	412801	1
2102	WOODEN STAND FOR TELEPHONE	412801	1
2103	WOODEN STAND FOR TELEPHONE	412801	1
2104	WOODEN STAND FOR TELEPHONE	412801	1
2105	WOODEN STAND FOR TELEPHONE	412801	1
2106	WOODEN STAND FOR TELEPHONE	412801	1
2107	WOODEN STAND FOR TELEPHONE	412801	1
2108	WOODEN STAND FOR TELEPHONE	412801	1
2109	WOODEN STAND FOR TELEPHONE	412801	1
2110	WOODEN STAND FOR TELEPHONE	412801	1
2111	WOODEN STAND FOR TELEPHONE	412801	1
2112	WOODEN STAND FOR TELEPHONE	412801	1
2113	Godrej Home plain Shelves	411701	1
2114	Godrej 4 drawer Book Case	411701	1
2115	BOOK CASE FOR LIBRARY	411701	1
2116	BOOK CASE 66X30X12 WITH 4 GO UP GLASS	411704	8964
2117	Wooden Hanger	412801	1
2118	Wooden Hanger	412801	1
2119	Wooden Hanger	412801	1
2120	Wooden Hanger	412801	1
2121	Wooden Hanger	412801	1
2122	Wooden Hanger	412801	1
2123	Defender Safe (Godrej)	411701	9817
2124	Misc Furnishings	411701	10112
2125	Dia size 48x22x18	411701	1
2126	UNDERLAY	411707	6937
2127	Dias (wooden), 48x24x16	411701	1
2128	1.5 ton air Conditioner	412008	1
2129	1.5 ton Air Conditioner	412008	1
2130	Window Mounted Room AC	412008	1
2131	Window Mounted Room AC	412008	1
2132	Window Mounted Room AC	412008	1
2133	Room AC	412008	1
2134	Room AC	412008	1
2135	Hitachi AC 2 Ton	412008	1
2136	AC Machine 1 ton Samsung	412008	1
2137	LG AC LWn1862 1.5 ton	412008	1
2138	LG AC LWn1862 1.5 ton	412008	1
2139	Air conditioner	412008	7310
2140	Air conditioner	412008	1
2141	Air conditioner	412008	1
2142	Split type A.C 1.5 ton LG Make	412008	1
2143	Split type A.C 1.5 ton LG Make	412008	1
2144	Split type A.C 1.5 ton LG Make	412008	1
2145	Split type A.C 1.5 ton LG Make	412008	1
2146	Split type A.C 2 ton LG Make	412008	1
2147	Split type A.C 2 ton LG Make	412008	1



2148	Ceiling Fan	412801	1
2149	Ceiling Fan	412801	1
2150	Ceiling Fan	412801	1
2151	Ceiling Fan	412801	1
2152	Ceiling Fan	412801	1
2153	Ceiling Fan	412801	1
2154	Ceiling Fan	412801	1
2155	Ceiling Fan	412801	1
2156	Ceiling Fan	412801	1
2157	Ceiling Fan	412801	1
2158	Ceiling Fan	412801	1
2159	Ceiling Fan	412801	1
2160	Ceiling Fan	412801	1
2161	Ceiling Fan	412801	1
2162	Ceiling Fan	412801	1
2163	Ceiling Fan	412801	1
2164	Ceiling Fan	412801	1
2165	Ceiling Fan	412801	1
2166	Ceiling Fan	412801	1
2167	Ceiling Fan	412801	1
2168	Ceiling Fan	412801	1
2169	Ceiling Fan	412801	1
2170	Ceiling Fan	412801	1
2171	Ceiling Fan	412801	1
2172	Ceiling Fan	412801	1
2173	Ceiling Fan	412801	1
2174	Ceiling Fan	412801	1
2175	Ceiling Fan	412801	1
2176	Ceiling Fan	412801	1
2177	Ceiling Fan	412801	1
2178	Ceiling Fan	412801	1
2179	Ceiling Fan	412801	1
2180	Ceiling Fan	412801	1
2181	Ceiling Fan	412801	1
2182	Ceiling Fan	412801	1
2183	Ceiling Fan	412801	1
2184	Ceiling Fan	412801	1
2185	Ceiling Fan	412801	1
2186	Ceiling Fan	412801	1
2187	Ceiling Fan	412801	1
2188	Ceiling Fan	412801	1
2189	Ceiling Fan	412801	1
2190	Ceiling Fan	412801	1
2191	Ceiling Fan	412801	1
2192	Ceiling Fan	412801	1
2193	Ceiling Fan	412801	1
2194	Ceiling Fan	412801	1
2195	Ceiling Fan	412801	1
2196	Ceiling Fan	412801	1
2197	Ceiling Fan	412801	1
2198	Double ball bearing ceiling fan Ortem Make	412801	1
2199	Double ball bearing ceiling fan Ortem Make	412801	1
2200	Double ball bearing ceiling fan Ortem Make	412801	1
2201	Double ball bearing ceiling fan Ortem Make	412801	1
2202	Double ball bearing ceiling fan Ortem Make	412801	1
2203	Double ball bearing ceiling fan Ortem Make	412801	1
2204	Double ball bearing ceiling fan Ortem Make	412801	1
2205	Double ball bearing ceiling fan Ortem Make	412801	1
2206	Double ball bearing ceiling fan Ortem Make	412801	1
2207	Double ball bearing ceiling fan Ortem Make	412801	1
2208	Ceiling fan	412801	1
2209	Ceiling fan	412801	1
2210	Ceiling fan	412801	1
2211	Ceiling fan	412801	1
2212	Ortem Ceiling Fan	412801	1
2213	Ortem Ceiling Fan	412801	1
2214	Ortem Ceiling Fan	412801	1
2215	Ortem Ceiling Fan	412801	1
2216	Ortem Ceiling Fan	412801	1
2217	Ortem Ceiling Fan	412801	1
2218	Ortem Ceiling Fan	412801	1
2219	Ortem Ceiling Fan	412801	1
2220	Ceiling Fan	412801	1
2221	Ceiling Fan	412801	1
2222	Ceiling Fan	412801	1
2223	Ceiling Fan	412801	1




2224	Ceiling Fan	412801	1
2225	Ceiling Fan	412801	1
2226	Ceiling Fan	412801	1
2227	Ceiling Fan	412801	1
2228	Ceiling Fan	412801	1
2229	Ceiling Fan	412801	1
2230	Ceiling Fan	412801	1
2231	Ceiling Fan	412801	1
2232	Ceiling Fan	412801	1
2233	Ceiling Fan	412801	1
2234	Ceiling Fan	412801	1
2235	Ceiling Fan	412801	1
2236	Ceiling Fan	412801	1
2237	Ceiling Fan	412801	1
2238	Ceiling Fan	412801	1
2239	Ceiling Fan	412801	1
2240	Ceiling Fan	412801	1
2241	Ceiling Fan	412801	1
2242	Ceiling Fan	412801	1
2243	Ortem Celing Fan	412801	1
2244	Ortem Celing Fan	412801	1
2245	Ortem Celing Fan	412801	1
2246	Ortem Celing Fan	412801	1
2247	Ortem Celing Fan	412801	1
2248	Ortem Celing Fan	412801	1
2249	Ortem Celing Fan	412801	1
2250	Ortem Celing Fan	412801	1
2251	Ortem Celing Fan	412801	1
2252	Ortem Celing Fan	412801	1
2253	Ortem Celing Fan	412801	1
2254	Ortem Celing Fan	412801	1
2255	Ortem Celing Fan	412801	1
2256	Ortem Celing Fan	412801	1
2257	Ortem Celing Fan	412801	1
2258	Ortem Celing Fan	412801	1
2259	Ortem Celing Fan	412801	1
2260	Ortem Celing Fan	412801	1
2261	Ortem Celing Fan	412801	1
2262	Ortem Celing Fan	412801	1
2263	Ortem Celing Fan	412801	1
2264	Ortem Celing Fan	412801	1
2265	Ortem Celing Fan	412801	1
2266	Ortem Celing Fan	412801	1
2267	Ortem Celing Fan	412801	1
2268	Ortem Celing Fan	412801	1
2269	Ortem Celing Fan	412801	1
2270	Ortem Celing Fan	412801	1
2271	Ortem Celing Fan	412801	1
2272	Ortem Celing Fan	412801	1
2273	Ortem Celing Fan	412801	1
2274	Ortem Celing Fan	412801	1
2275	Ortem Celing Fan	412801	1
2276	Ortem Celing Fan	412801	1
2277	Ortem Celing Fan	412801	1
2278	Ortem Celing Fan	412801	1
2279	Ortem Celing Fan	412801	1
2280	Ortem Celing Fan	412801	1
2281	Ortem Celing Fan	412801	1
2282	Ortem Celing Fan	412801	1
2283	Ortem Celing Fan	412801	1
2284	Ortem Celing Fan	412801	1
2285	Ortem Celing Fan	412801	1
2286	Ortem Celing Fan	412801	1
2287	Ortem Celing Fan	412801	1
2288	Ortem Celing Fan	412801	1
2289	Ortem Celing Fan	412801	1
2290	Ortem Celing Fan	412801	1
2291	Ortem Celing Fan	412801	1
2292	Ortem Celing Fan	412801	1
2293	Ortem Celing Fan	412801	1
2294	Ortem Celing Fan	412801	1
2295	Ortem Celing Fan	412801	1
2296	Ortem Celing Fan	412801	1
2297	Ortem Celing Fan	412801	1
2298	Ortem Celing Fan	412801	1
2299	Ortem Celing Fan	412801	1

384



2300	Ortem Ceiling Fan	412801	1
2301	Ortem Ceiling Fan	412801	1
2302	Ortem Ceiling Fan	412801	1
2303	Ortem Ceiling Fan	412801	1
2304	Ortem Ceiling Fan	412801	1
2305	Ortem Ceiling Fan	412801	1
2306	Ortem Ceiling Fan	412801	1
2307	Ortem Ceiling Fan	412801	1
2308	Ortem Ceiling Fan	412801	1
2309	Ortem Ceiling Fan	412801	1
2310	Ortem Ceiling Fan	412801	1
2311	Ortem Ceiling Fan	412801	1
2312	Ortem Ceiling Fan	412801	1
2313	Ortem Ceiling Fan	412801	1
2314	Ortem Ceiling Fan	412801	1
2315	Ortem Ceiling Fan	412801	1
2316	Ortem Ceiling Fan	412801	1
2317	Ortem Ceiling Fan	412801	1
2318	Ortem Ceiling Fan	412801	1
2319	Ortem Ceiling Fan	412801	1
2320	Ortem Ceiling Fan	412801	1
2321	Ortem Ceiling Fan	412801	1
2322	Ortem Ceiling Fan	412801	1
2323	Ortem Ceiling Fan	412801	1
2324	Ortem Ceiling Fan	412801	1
2325	Ortem Ceiling Fan	412801	1
2326	Ortem Ceiling Fan	412801	1
2327	Ortem Ceiling Fan	412801	1
2328	Ortem Ceiling Fan	412801	1
2329	Ortem Ceiling Fan	412801	1
2330	Ortem Ceiling Fan	412801	1
2331	Ortem Ceiling Fan	412801	1
2332	Ortem Ceiling Fan	412801	1
2333	Ortem Fan	412801	1
2334	Ortem Fan	412801	1
2335	Ortem Fan	412801	1
2336	Ortem Fan	412801	1
2337	Ortem Fan	412801	1
2338	Ortem Fan	412801	1
2339	Ortem Fan	412801	1
2340	Ortem Fan	412801	1
2341	Ortem Fan	412801	1
2342	Ortem Fan	412801	1
2343	Ortem Fan	412801	1
2344	Ortem Fan	412801	1
2345	Ortem Fan	412801	1
2346	Ortem Fan	412801	1
2347	Ortem Fan	412801	1
2348	Ortem Fan	412801	1
2349	Ortem Fan	412801	1
2350	Ortem Fan	412801	1
2351	Ortem Fan	412801	1
2352	Ortem Fan	412801	1
2353	Ortem Fan	412801	1
2354	Ortem Fan	412801	1
2355	Ortem Fan	412801	1
2356	Ortem Fan	412801	1
2357	Ortem Fan	412801	1
2358	Ortem Fan	412801	1
2359	Ortem Fan	412801	1
2360	Ortem Fan	412801	1
2361	Ortem Fan	412801	1
2362	Ortem Fan	412801	1
2363	Ortem Fan	412801	1
2364	Ortem Fan	412801	1
2365	Ortem Fan	412801	1
2366	Ortem Fan	412801	1
2367	Ortem Fan	412801	1
2368	Ortem Fan	412801	1
2369	Ortem Fan	412801	1
2370	Ortem Fan	412801	1
2371	Ortem Fan	412801	1
2372	Ortem Fan	412801	1
2373	Ortem Fan	412801	1
2374	Ortem Fan	412801	1
2375	Ortem Fan	412801	1



2376	Ortem Fan	412801	1
2377	Ortem Fan	412801	1
2378	Ortem Fan	412801	1
2379	Ortem Fan	412801	1
2380	Ortem Fan	412801	1
2381	Ortem Fan	412801	1
2382	Ortem Fan	412801	1
2383	Wall mounting Fan	412801	1
2384	Wall mounting Fan	412801	1
2385	WALL MOUNTED FAN	412801	1
2386	WALL MOUNTED FAN 400 MM	412801	1
2387	WALL MOUNTED FAN 400MM	412801	1
2388	Table fan	412801	1
2389	Table fan	412801	1
2390	Table fan	412801	1
2391	Table fan	412801	1
2392	Pedestal Fan	412801	1
2393	Pedestal Fan	412801	1
2394	Pedestal Fan	412801	1
2395	Pedestal Fan	412801	1
2396	Usha Fan	412801	1
2397	Pedestal Fan	412801	1
2398	Pedestal Fan	412801	1
2399	Pedestal Fan	412801	1
2400	Pedestal Fan	412801	1
2401	Pedestal Fan	412801	1
2402	Pedestal Fan	412801	1
2403	Pedestal Fan	412801	1
2404	Pedestal Fan	412801	1
2405	Pedestal Fan	412801	1
2406	Pedestal Fan	412801	1
2407	Pedestal Fan	412801	1
2408	Pedestal Fan	412801	1
2409	Pedestal Fan	412801	1
2410	Pedestal Fan	412801	1
2411	Pedestal Fan	412801	1
2412	Pedestal Fan	412801	1
2413	Pedestal Fan	412801	1
2414	Pedestal Fan	412801	1
2415	Pedestal Fan	412801	1
2416	Pedestal Fan	412801	1
2417	Supply & Installation of 450mm exhaust fan at v N	412011	1
2418	Exhaust Fan	412801	1
2419	Exhaust Fan	412801	1
2420	Exhaust Fan	412801	1
2421	Exhaust Fan	412801	1
2422	Exhaust Fan	412801	1
2423	Exhaust Fan	412801	1
2424	Exhaust Fan	412801	1
2425	Exhaust Fan	412801	1
2426	Exhaust Fan	412801	1
2427	Exhaust Fan	412801	1
2428	Exhaust Fan	412801	1
2429	Exhaust Fan	412801	1
2430	Fire fighting equipment	412801	1
2431	STORED PRESSURE TYPE FIRE EXTIGUISHER	411707	1
2432	STORED PRESSURE TYPE FIRE EXTIGUISHER	411707	1
2433	STORED PRESSURE TYPE FIRE EXTIGUISHER	411707	1
2434	STORED PRESSURE TYPE FIRE EXTIGUISHER	411707	1
2435	STORED PRESSURE TYPE FIRE EXTIGUISHER	411707	1
2436	STORED PRESSURE TYPE FIRE EXTIGUISHER	411707	1
2437	STORED PRESSURE TYPE FIRE EXTIGUISHER	411707	1
2438	STORED PRESSURE TYPE FIRE EXTIGUISHER	411707	1
2439	STORED PRESSURE TYPE FIRE EXTIGUISHER	411707	1
2440	STORED PRESSURE TYPE FIRE EXTIGUISHER	411707	1
2441	STORED PRESSURE TYPE FIRE EXTIGUISHER	411707	1
2442	STORED PRESSURE TYPE FIRE EXTIGUISHER	411707	1
2443	Fire Extinguisger (Water CO2)	412801	1
2444	Fire Extinguisger (Water CO2)	412801	1
2445	Fire Extinguisger (Dry Chemical Powder)	412801	1
2446	Fire Extinguisger (Dry Chemical Powder)	412801	1
2447	Fire Extinguisger (Dry Chemical Powder)	412801	1
2448	Fire Extinguisger (Dry Chemical Powder)	412801	1
2449	Fire Bucket Stand	412801	1
2450	Fire Bucket Stand	412801	1
2451	Fire Bucket Stand	412801	1




2528	EMERGENCY LIGHT	412801	1
2529	EMERGENCY LIGHT	412801	1
2530	EMERGENCY LIGHT	412801	1
2531	EMERGENCY LIGHT	412801	1
2532	EMERGENCY LIGHT	412801	1
2533	Halogen Fittings1000W	412801	1
2534	Halogen Fittings1000W	412801	1
2535	Halogen Fittings1000W	412801	1
2536	Halogen Fittings1000W	412801	1
2537	Electronic Automatic Voltage regulator 380KVA	412011	7835
2538	MS Channel BMS	412801	1
2539	LG Colour TV	412501	5896
2540	TV	412501	8616
2541	Generating Plant & Machinery	410701	4502998
2542	21 COLOUR TELEVISION MAKE LG MODEL 21	412501	5525
2543	21 COLOUR TELEVISION MAKE LG MODEL 21	412501	5526
2544	21 COLOUR TELEVISION MAKE LG MODEL 21	412501	5526
2545	21 COLOUR TELEVISION MAKE LG MODEL 21	412501	5526
2546	SONY COLOUR TV 21, MODEL NO. A0021M80	412501	6031
2547	SONY COLOUR TV 21, MODEL NO. A0021M80	412501	6031
2548	SONY COLOUR TV 21, MODEL NO. A0021M80	412501	6031
2549	SONY COLOUR TV 21, MODEL NO. AW21M80	412501	5754
2550	Philiphs CTV	412801	1
2551	Philiphs colour tv	412801	1
2552	DTH WIRELESS ANTENNA SYSTEM FOR 110 C	412501	1
2553	BPL Car Stereo & Speaker	412801	1
2554	BPL Car Stereo & Speaker	412801	1
2555	Cassete Player with Speaker	412801	1
2556	Car Stereo BPL Make	412801	1
2557	SD CARD (2 GB) FOR CSIO CAMERA	411130	8000
2558	Weather Pro	412020	1
2559	Pulley Double 5 ton capacity	411130	1
2560	Pulley Double 5 ton capacity	411130	1
2561	Pulley Double 5 ton capacity	411130	1
2562	Pulley Double 5 ton capacity	411130	1
2563	ABRASIVE CHARGE CONSIST	412801	1
2564	Heavyduty Grease Gun 20Kg Capacity	412801	1
2565	MERCURRY 250	412801	1
2566	La Chatelior Flask	412801	1
2567	PVC BULLING 32/10+2 MM WITH ALL ASSESOF	412020	1
2568	PVC Bat.32/10mm	412801	1
2569	chainomatic Balance 200g	412801	1
2570	chainomatic Balance 200g	412801	1
2571	Aluminium Telescope	412801	1
2572	Aluminium Telescope	412801	1
2573	Weight Box	412801	1
2574	Mini Prism with bubble & reflector	411130	4531
2575	BINACULOR OLUMPUS MODEL CH20(I)	411130	11686
2576	Laboratory table Counter	412502	1
2577	Single Pan Balance	412502	1
2578	Laboratory table cum store cabinet, of 400cmx60c	412502	1
2579	Lynx Cup	412502	13954
2580	ISS perforated plate	412502	7670
2581	Scientific Calculator FX 100W	412801	1
2582	Scientific Calculator FX 100W	412801	1
2583	tong tester model no. 3600 make:MECO	412801	1
2584	ISS Brass Seives 75mic aperture	412801	1
2585	ISS Brass Seives 75mic aperture	412801	1
2586	Lab Balance	412801	1
2587	4NE type Telescope	412801	1
2588	4NE type Telescope	412801	1
2589	Single Prism	412801	1
2590	Lynx cap	412801	1
2591	Weight Box	412801	1
2592	Three Prism Holder	412801	1
2593	PH electrode	412801	1
2594	PH electrode	412801	1
2595	PH Value metre Systorncs Digital Complete with E	412801	1
2596	Silt Sampler	412801	1
2597	PLATEN COVER AND TOP COVER	412801	1
2598	Power system including chairman unit	411402	10663
2599	Power system including chairman unit	411402	10663
2600	Power system including chairman unit	411402	10662
2601	Power system including chairman unit	411402	10663
2602	Roller of Small Size	411130	1
2603	Rain Gauge(SPRG)	412801	1



2604	Rain Gauge(SPRG)	412801	1
2605	Rain Gauge(Manual)	412801	1
2606	Rain Gauge(Manual)	412801	1
2607	Humidity Instrument	412801	1
2608	Nonrecording rain Gauge	412801	1
2609	Nonrecording rain Gauge	412801	1
2610	Nonrecording rain Gauge	412801	1
2611	Staff levelling	412801	1
2612	Staff levelling	412801	1
2613	Max/Min Temp Thermometer	412801	1
2614	Max/Min Temp Thermometer	412801	1
2615	WATER PUMP MAKE GRUND 02 HP SINGLE P	411112	1
2616	WATER PUMP MAKE GRUND 02 HP SINGLE P	411112	1
2617	Kirloskar water pump	412801	1
2618	Kirloskar water pump	412801	1
2619	Kirloskar water pump	412801	1
2620	WATER PUMP 0.5 HP M.I 2280, 120106	412801	1
2621	PUMP 1 HP KIRLOSKAR	412801	1
2622	Cubical Type Motor control panel make of 16 SWH	411112	7779
2623	Check Valve, Peets Valve & Section Pipe of 3 mt	411112	1
2624	Side screen	412801	1
2625	WATER TANK 2000 LTR	411201	6068
2626	Water Tank 200 ltrs	411201	6278
2627	Water Tank 200 ltrs	411201	6276
2628	PVC WATER STORAGE TANK 2000 LTR (T TAN	411201	8788
2629	PVC Water Tank	412801	1
2630	PVC Water Tank	412801	1
2631	PVC Water Tank	412801	1
2632	PVC Water Tank	412801	1
2633	PVC Water Tank	412801	1
2634	PVC Water Tank	412801	1
2635	PVC Water Tank	412801	1
2636	PVC Water Tank	412801	1
2637	PVC Water Tank	412801	1
2638	PVC Water Tank	412801	1
2639	PVC Water Tank	412801	1
2640	PVC Water Tank	412801	1
2641	PVC Water Tank	412801	1
2642	PVC Water Tank	412801	1
2643	PVC Water Tank	412801	1
2644	PVC Water Tank	412801	1
2645	PVC Water Tank	412801	1
2646	PVC Water Tank	412801	1
2647	PVC Water Tank	412801	1
2648	PVC Water Tank	412801	1
2649	PVC Water Tank	412801	1
2650	PVC Water Tank	412801	1
2651	PVC Water Tank	412801	1
2652	PVC Water Tank	412801	1
2653	PVC Water Tank	412801	1
2654	PVC Water Tank	412801	1
2655	PVC Water Tank	412801	1
2656	PVC Water Tank	412801	1
2657	PVC Water Tank	412801	1
2658	PVC Water Tank	412801	1
2659	PVC Water Tank	412801	1
2660	PVC Water Tank	412801	1
2661	PVC Water Tank	412801	1
2662	PVC Water Tank	412801	1
2663	Chisel for TEX	412020	1
2664	Core cutter with Hammer	412801	1
2665	Core cutter with Hammer	412801	1
2666	Holder GPM1	412801	1
2667	Holder GPM1	412801	1
2668	Holder GPM1	412801	1
2669	Holder GPM1	412801	1
2670	Holder GPM1	412801	1
2671	Holder GPM1	412801	1
2672	Holder GPM1	412801	1
2673	Holder GPM1	412801	1
2674	Holder GPM1	412801	1
2675	Holder GPM1	412801	1
2676	Welding Machine	412801	1
2677	S Type Portable	412801	1
2678	Paper Shredder Machine	411130	1
2679	Spiral Binding	412801	1




2680	Comb Binding Machine	412801	1
2681	VIP Brief case Odyssey	412801	1
2682	Model of Stage III	412801	1
2683	CHAIRMAN UNIT	412801	1
2684	DELEGATE UNIT	412801	1
2685	DELEGATE UNIT	412801	1
2686	DELEGATE UNIT	412801	1
2687	DELEGATE UNIT	412801	1
2688	DELEGATE UNIT	412801	1
2689	DELEGATE UNIT	412801	1
2690	DELEGATE UNIT	412801	1
2691	DELEGATE UNIT	412801	1
2692	DELEGATE UNIT	412801	1
2693	DELEGATE UNIT	412801	1
2694	SECRETARY UNIT	412801	1
2695	Surface Mount Box	412801	1
2696	Glow Sign Board	412020	9667
2697	Glow Sign Board	412020	4309
2698	Magnetic White Board	412020	1
2699	ASTRA WRITE CHALK BOARD ATRWC120240 (412020	1
2700	ASTRA WRITE CHALK BOARD ATRWC120240 (412020	1
2701	ASTRA WRITE CHALK BOARD ATRWC120240 (412020	1
2702	ASTRA WRITE CHALK BOARD ATRWC120240 (412020	1
2703	ASTRA WRITE CHALK BOARD ATRWC120240 (412020	1
2704	ASTRA WRITE CHALK BOARD ATRWC120240 (412020	1
2705	ASTRA WRITE CHALK BOARD ATRWC120240 (412020	1
2706	ASTRA WRITE CHALK BOARD ATRWC120240 (412020	1
2707	White Magnetic Board 4x10	411701	4404
2708	White Magnetive Board 120X240 mm	411701	4508
2709	White Magnetive Board 120X240 mm	411701	4508
2710	White Magnetive Board 120X240 mm	411701	4507
2711	Glow Sign Board 13x3	411701	1
2712	Polyvenyl Glow sign Board with metal box, electric	411701	1
2713	Display Board including Teakwood beading polish	411701	1
2714	Supply & Fitting Glow Sign Board 20'x2.5' at TLD	411701	4752
2715	Glow Sign Board	411701	5503
2716	Coated Steel Chalk Board	412020	1
2717	Display Board	412801	1
2718	Display Board	412801	1
2719	Wooden Black board	412801	1
2720	Stallion White Board 5'x4'	412801	1
2721	GLOW SIGN BOARD 6X4	412801	1
2722	GLOW SIGN BOARD	412801	1
2723	Sign Board 6'x3'	412801	1
2724	WHITE MAGNATIC BOARD	412801	1
2725	WHITE MAGNATIC BOARD	412801	1
2726	WHITE MAGNATIC BOARD	412801	1
2727	WHITE MAGNATIC BOARD	412801	1
2728	WHITE MAGNATIC BOARD	412801	1
2729	WHITE MAGNATIC BOARD	412801	1
2730	WHITE DISPLAY BOARD	412801	1
2731	Time (L&T make)	412801	1
2732	Time (L&T make)	412801	1
2733	STOPWATCH 1/10 SEC METTALIC	412801	1
2734	STOPWATCH 1/10 SEC METTALIC	412801	1
2735	STAINLESS STEEL NHPC LOGO	412801	1
2736	STAINLESS STEEL NHPC LOGO	412801	1
2737	STAINLESS STEEL NHPC LOGO	412801	1
2738	STAINLESS STEEL NHPC LOGO 16DIA	412801	1
2739	Dirt Booster	412801	1
2740	Grass Cutting Machine	411130	1
2741	Supply & Fitting of Glow Sign Board 3'x2' at TLDP	412801	1
2742	Electrical Hot air oven	412801	1
2743	Tea Vending Machine	412020	9688
2744	Premium Coffer	412801	1
2745	PHILIPS TAPE RECORDER	412801	1
2746	AQUAGUARD CLASSIC	412007	1
2747	AQUAGUARD CLASSIC	412007	1
2748	EUREKA FORBES, CRYSTAL WATER PURIFIER	412007	1
2749	AQUAGUARD	412007	1
2750	AQUAGUARD NOVA(WITH ACCESSORIES)	412007	1
2751	AQUAGUARD HIFLOW	412007	1
2752	Water cooler Aquaguard	412011	12405
2753	Electronic Vacuum Cleaner	412020	1
2754	Alternator Assembly	412020	1
2755	Vaccum Cleaner	412020	1




2756	Aquaguard Water filter	412020	1
2757	Aquaguard Water filter	412020	4913
2758	Acqua Guard Classic	412020	1
2759	Room Heater Usha Lexus	412801	1
2760	USHA LEXUS INSTANT WATER HEATER	412801	1
2761	USHA LEXUS INSTANT WATER HEATER	412801	1
2762	Water filter	412801	1
2763	Water Heater	412801	1
2764	Water Heater	412801	1
2765	Water Filter(Bajaj)	412801	1
2766	Water Filter(Bajaj)	412801	1
2767	Water Filter(Bajaj)	412801	1
2768	Water Filter(Bajaj)	412801	1
2769	Water Filter(Bajaj)	412801	1
2770	Water Filter(Bajaj)	412801	1
2771	Water Filter(Bajaj)	412801	1
2772	Water Filter(Bajaj)	412801	1
2773	Water Filter(Bajaj)	412801	1
2774	Water Filter(Bajaj)	412801	1
2775	Water Filter(Bajaj)	412801	1
2776	Water Filter(Bajaj)	412801	1
2777	Water Filter(Bajaj)	412801	1
2778	Water Filter(Bajaj)	412801	1
2779	Water Filter(Bajaj)	412801	1
2780	Water Filter(Bajaj)	412801	1
2781	Water Filter(Bajaj)	412801	1
2782	Water Filter(Bajaj)	412801	1
2783	Water Filter(Bajaj)	412801	1
2784	Room Heater	412801	1
2785	Room Heater	412801	1
2786	Room Heater	412801	1
2787	Room Heater	412801	1
2788	Room Heater	412801	1
2789	Room Heater	412801	1
2790	Room Heater	412801	1
2791	Geysers(Bajaj)	412801	1
2792	Geysers(Bajaj)	412801	1
2793	Geysers(Bajaj)	412801	1
2794	Water Filter	412801	1
2795	Water Filter	412801	1
2796	Instant Heater	412801	1
2797	Heat Converter	412801	1
2798	Acquaguard	412801	1
2799	Usha Heat Convecter	412801	1
2800	Vacuum Cleaner	412801	1
2801	Water filter	412801	1
2802	Water filter	412801	1
2803	Water filter	412801	1
2804	Water filter	412801	1
2805	HOT BLOWER USHA LEXUS	412801	1
2806	HOT BLOWER USHA LEXUS	412801	1
2807	HOT BLOWER USHA LEXUS	412801	1
2808	HOT BLOWER USHA LEXUS	412801	1
2809	Water fillter Refrigerator	412801	1
2810	Geysers Set	412801	1
2811	Geysers	412801	1
2812	Godrej Refri	412801	1
2813	EURO CLEAN LIFE POWER FUL MINI VACUUM	412801	1
2814	EURO CLEAN LIFE POWER FUL MINI VACUUM	412801	1
2815	HOT BLOWER USHA LEXUR	412801	1
2816	HOT BLOWER USHA LEXUR	412801	1
2817	HOT BLOWER USHA LEXUR	412801	1
2818	HOT BLOWER USHA LEXUR	412801	1
2819	HOT BLOWER USHA LEXUR	412801	1
2820	HOT BLOWER USHA LEXUR	412801	1
2821	HOT BLOWER USHA LEXUR	412801	1
2822	HOT BLOWER USHA LEXUS	412801	1
2823	HOT BLOWER USHA LEXUS	412801	1
2824	HOT BLOWER USHA LEXUS	412801	1
2825	HOT BLOWER USHA LEXUS	412801	1
2826	HOT BLOWER USHA LEXUS	412801	1
2827	HOT BLOWER USHA LEXUS	412801	1
2828	HOT BLOWER USHA LEXUS	412801	1
2829	HOT BLOWER USHA LEXUS	412801	1
2830	HOT BLOWER USHA LEXUS	412801	1
2831	HOT BLOWER USHA LEXUS	412801	1



2832	HOT BLOWER USHA LEXUS	412801	1
2833	HOT BLOWER USHA LEXUS	412801	1
2834	HOT BLOWER USHA LEXUS	412801	1
2835	HOT BLOWER USHA LEXUS	412801	1
2836	HOT BLOWER USHA LEXUS	412801	1
2837	HOT BLOWER USHA LEXUS	412801	1
2838	HOT BLOWER USHA LEXUS	412801	1
2839	HOT BLOWER USHA LEXUS	412801	1
2840	HOT BLOWER USHA LEXUS	412801	1
2841	HOT BLOWER USHA LEXUS	412801	1
2842	HOT BLOWER USHA LEXUS	412801	1
2843	HOT BLOWER USHA LEXUS	412801	1
2844	HOT BLOWER USHA LEXUS	412801	1
2845	HOT BLOWER USHA LEXUS	412801	1
2846	HOT BLOWER USHA LEXUS	412801	1
2847	HOT BLOWER USHA LEXUS	412801	1
2848	HOT BLOWER USHA LEXUS	412801	1
2849	HOT BLOWER USHA LEXUS	412801	1
2850	HOT BLOWER USHA LEXUS	412801	1
2851	HOT BLOWER USHA LEXUS	412801	1
2852	VACUUM CLEANER	411130	8478
2853	GEYSER 25 LTR MAKE RACOLK	411707	1
2854	GEYSER 25 LTR	411707	1
2855	GEYSER 25 LTR	411707	1
2856	GEYSER 25 LTR	411707	1
2857	GEYSER 25 LTR	411707	1
2858	GEYSER 25 LTR	411707	1
2859	GEYSER 25 LTR	411707	1
2860	GEYSER 25 LTR	411707	1
2861	GEYSER 25 LTR	411707	1
2862	GEYSER 25 LTR	411707	1
2863	GEYSER 25 LTR	411707	1
2864	GEYSER 25 LTR	411707	1
2865	GEYSER 25 LTR	411707	1
2866	GEYSER 25 LTR	411707	1
2867	GEYSER 25 LTR	411707	1
2868	GEYSER 25 LTR	411707	1
2869	GEYSER 25 LTR	411707	1
2870	GEYSER 25 LTR	411707	1
2871	GEYSER 25 LTR	411707	1
2872	GEYSER 25 LTR	411707	1
2873	GEYSER 25 LTR	411707	1
2874	GEYSER 25 LTR	411707	1
2875	GEYSER 25 LTR	411707	1
2876	GEYSER 25 LTR	411707	1
2877	GEYSER 25 LTR	411707	1
2878	GEYSER 25 LTR	411707	1
2879	GEYSER 25 LTR	411707	1
2880	Aqua Guard & Vacum Cleaner	412020	1
2881	ELECTROLUS REFRIGERATOR, ERP 235FF	412505	9227
2882	REFRIGERATOR 170 LITRES GODREJ MAKE N	412505	1
2883	Godrej Refrigerator 170 ltr	412505	1
2884	Refrigerator	412505	8611
2885	SAMSUNG 180 LTR REFRIGERATOR	412505	5709
2886	Minor Asset	412801	2788
2887	REFRIGERATOR GODREJ GOLD CAP 300 LTR	412505	8512
2888	REFRIGERATOR MAKE GODREJ GOLD CAP 30	412505	8512
2889	REFRIGERATOR GODREJ GOLD CAP 300 LTR	412505	8512
2890	Pump attachment for Aquaguard	412801	1
2891	VIJAY WATER GYSER WH251 ABS	412801	4496
2892	VIJAY WATER GYSER WH251 ABS	412801	4495
2893	PHILIPS IRON M.I 2633	412801	1
2894	PHILIPS IRON M.I 2633	412801	1
2895	PHILIPS IRON MI 2630	412801	1
2896	Table Tennis Board Asia King	412020	1
2897	Gym Item	412801	1
2898	DRAPERY ROD 3 ft	411707	4576
2899	DRAPERY ROD 3.5 ft	411707	1
2900	DRAPERY ROD 3.5 ft	411707	11257
2901	GODREJ INT. WORK STATION DU III	412801	2944
2902	Gypsy Tent Swiss Cotton with facility of bed room	412020	11400
2903	SHAMIYANA 40 * 25 WITH ALL ACCESSORIES	412020	10417
2904	Hill Tent	412020	7459
2905	GILLMARE NEEDL APPARATUR	412020	4550
2906	MaxMin Thermometer	412801	1
2907	Glucometer	412005	1



2908	Hand Trolley	412801	1
2909	Bicycles	412801	1
2910	Atlas Cycle	412801	1
2911	Drilling Machine CP9	411116	1
2912	Aluminium ladder	412801	1
2913	Self Support Ladder	412801	1
2914	Self Support Ladder	412801	1
2915	Self Supporting Ladder	412801	1
2916	Self Supporting Ladder	412801	1
2917	DRILLING M/C (1), DRILL BITS (3) ALUMINIUM S	412801	1
2918	Viscat Apparatus & Dashpot	412801	1
2919	Viscat Apparatus & Dashpot	412801	1
2920	Cube Mould 100X100mm	412801	1
2921	Cube Mould 100X100mm	412801	1
2922	Cube Mould 100X100mm	412801	1
2923	Cube Mould 100X100mm	412801	1
2924	Cube Mould 100X100mm	412801	1
2925	Cube Mould 100X100mm	412801	1
2926	Cube Mould 100X100mm	412801	1
2927	Cube Mould 100X100mm	412801	1
2928	Cube Mould 100X100mm	412801	1
2929	Cube Mould 100X100mm	412801	1
2930	Cube Mould 100X100mm	412801	1
2931	Cube Mould 100X100mm	412801	1
2932	Cube Mould 100X100mm	412801	1
2933	Cube Mould 100X100mm	412801	1
2934	Cube Mould 100X100mm	412801	1
2935	Cube Mould 100X100mm	412801	1
2936	Cube Mould 100X100mm	412801	1
2937	Cube Mould 150X150mm	412801	1
2938	Cube Mould 150X150mm	412801	1
2939	Cube Mould 150X150mm	412801	1
2940	Cube Mould 150X150mm	412801	1
2941	Cube Mould 150X150mm	412801	1
2942	Cube Mould 150X150mm	412801	1
2943	Cube Mould 150X150mm	412801	1
2944	Cube Mould 150X150mm	412801	1
2945	Cube Mould 150X150mm	412801	1
2946	Cube Mould 150X150mm	412801	1
2947	Sieve 8Brass (25 mic)	412801	1
2948	Standard Test Sieve 2m.	412801	1
2949	Standard Test Sieve 2m.	412801	1
2950	GENERAL PURPOSE FOLDER LADDER WITH 2	411130	1
2951	GENERAL PURPOSE FOLDER LADDER WITH 2	411130	1
2952	B type Portable Magazine	411130	1
2953	BUILDING CONTAINING HYDRO ELECTRIC GE	410301	141183
2954	BUILDING CONTAINING TRANSMISSION PLAN	410303	16784
2955	DAMS AND BARRAGES	410601	820385
2956	DAMS AND BARRAGES	410601	3025000
2957	DAMS AND BARRAGES	410601	169241
2958	POWER CHANNELS	410602	85160
2959	POWER TUNNELS AND PIPELINES	410604	179
2960	PENSTOCKS	410605	47945
2961	TAILRACE CHANNELS	410606	112368
2962	HYDRO-MECHANICAL WORKS-DAMS AND BAR	410608	134535
2963	HYDRO-MECHANICAL WORKS-TUNNELS & CAN	410610	32891
2964	HYDRO MECHANICAL WORKS-TAIL RACE	410611	16765
2965	MAIN GENERATING EQUIPMENT UNIT 2	410701	123842
2966	MAIN GENERATING EQUIPMENT UNIT 3	410701	123842
2967	MAIN GENERATING EQUIPMENT UNIT 4	410701	123842
2968	MAIN GENERATING EQUIPMENT UNIT 1	410701	123842
2969	GENERATOR STEP UP TRANSFORMER UNIT 2	410702	10863
2970	GENERATOR STEP UP TRANSFORMER UNIT 3	410702	10863
2971	GENERATOR STEP UP TRANSFORMER UNIT 4	410702	10864
2972	GENERATOR STEP UP TRANSFORMER UNIT	410702	10863
2973	OTHER POWER PLANT TRANSFORMER UNIT	410703	2252
2974	OTHER POWER PLANT TRANSFORMER UNIT	410703	2252
2975	OTHER POWER PLANT TRANSFORMER UNIT	410703	2252
2976	OTHER POWER PLANT TRANSFORMER UNIT	410703	2251
2977	COOLING WATER SYSTEMS UNIT 2	410704	2319
2978	COOLING WATER SYSTEMS UNIT 3	410704	2319
2979	COOLING WATER SYSTEMS UNIT 4	410704	2319
2980	COOLING WATER SYSTEMS UNIT 1	410704	2318
2981	SWITCH GEAR INCLUDING CABLE CONNECTO	410705	24890
2982	SWITCH GEAR INCLUDING CABLE CONNECTO	410705	24890
2983	SWITCH GEAR INCLUDING CABLE CONNECTO	410705	24890



2984	SWITCH GEAR INCLUDING CABLE CONNECTO	410705	24889
2985	DC SYSTEMS/BATTERY SYSTEMS UNIT 2	410707	902
2986	DC SYSTEMS/BATTERY SYSTEMS UNIT 3	410707	902
2987	DC SYSTEMS/BATTERY SYSTEMS UNIT 4	410707	902
2988	DC SYSTEMS/BATTERY SYSTEMS UNIT 1	410707	900
2989	POWER AND CONTROL CABLES UNIT II	410708	5268
2990	POWER AND CONTROL CABLES UNIT III	410708	5268
2991	POWER AND CONTROL CABLES UNIT IV	410708	5268
2992	POWER AND CONTROL CABLES UNIT 1	410708	5268
2993	COOLING WATER SYSTEMS UNIT 2	410709	1842
2994	COOLING WATER SYSTEMS UNIT 3	410709	1843
2995	COOLING WATER SYSTEMS UNIT 4	410709	1844
2996	COOLING WATER SYSTEMS UNIT 1	410709	1841
2997	POWER LINE CARRIER COMMUNICATION SYS	410710	501
2998	POWER LINE CARRIER COMMUNICATION SYS	410710	503
2999	POWER LINE CARRIER COMMUNICATION SYS	410710	503
3000	POWER LINE CARRIER COMMUNICATION SYS	410710	500
3001	METERING EQUIPMENTS-GPM UNIT 2	410711	9154
3002	METERING EQUIPMENTS-GPM UNIT 3	410711	9154
3003	METERING EQUIPMENTS-GPM UNIT 4	410711	9155
3004	METERING EQUIPMENTS-GPM UNIT 1	410711	9153
3005	AUXILIARY AND ANCILLARY SYSTEMS UNIT 2	410712	1905
3006	AUXILIARY AND ANCILLARY SYSTEMS UNIT 3	410712	1906
3007	AUXILIARY AND ANCILLARY SYSTEMS UNIT 4	410712	1907
3008	AUXILIARY AND ANCILLARY SYSTEMS UNIT 1	410712	1905
3009	MISC. POWER PLANT EQUIPMENT UNIT 2	410713	6071
3010	MISC. POWER PLANT EQUIPMENT UNIT 3	410713	6070
3011	MISC. POWER PLANT EQUIPMENT UNIT 4	410713	6070
3012	MISC. POWER PLANT EQUIPMENT UNIT 1	410713	6071
3013	Heater	412801	3000
3014	MONOBLOCK PUMP	412801	4620
3015	TOSTER 4 SLIDER MAKE: MURPHY RECHARD	412801	4618
3016	MATTRESS(QUEEN SIZE DOUBLE BED) 5 THIC	412007	24171

31300751

2.2 Deduction on account of others (Transfer out to Subsidiary companies)

Sl. No.	Particular of assets	Head of account	Gross block (Rs.)	Net Block Deduction (Rs.)	Name of Subsidiary Company	Advice number
		N	I	L		
	Total		0			

2.3 Deductions on account of Inter-unit Transfer

Sl. No.	Particular of assets	Head of account	Gross block Deduction (Rs.)	Detail of the Unit / Company to which Assets Sent (Transferred Out)		Advice number
				Name of Unit / Company	Code of Unit / Company	
1	CAR AMBASSADOR WB 66A9505	411501	39616	SILIGURI REGION OFFICE	153	IUA-15-114/151301/Q4-1
2	LAPTOP CORE I5 PROCESSOR	411801	62990	TEESTA IV PROJECT	130	IUA15-114/156201/Q4-1
3	DINNING TABLE (4 SEATER)	411702	17000	NIMMO BAZGO PROJECT	121	IUA15-114-154101/Q4-1
4	SOFA SET (3+1+1)	411702	33000	NIMMO BAZGO PROJECT	121	IUA15-114-154101/Q4-1
5	MOTOROLA XOOM TABLET	411801	35070	NIMMO BAZGO PROJECT	121	IUA15-114-154101/Q4-1
6	APPLE MAC PRO 15	411801	124036	NIMMO BAZGO PROJECT	121	IUA15-114-154101/Q4-1
7	LAB CEMENT AUTOCLAVE	412502	37025	SUBANSIRI LOWER PROJECT	115	IUA15-114-154701/Q4-1
	Total		348737			

3. Addition / Deduction of Fixed assets on account of Adjustments

Sl. No.	Particular of assets	Head of account	Gross block Adjusted (Rs.) (+) for Addition, (-) for Deduction
		N	I
			L
	Total		0



Note no. 11.1 Capital Work In Progress

(Amount in Rupees)

Particulars	1-Apr-2015	Addition	Adjustment	Capitalised	31-Mar-2016
i) Roads and Bridges	-	4704298		4025739	678559
ii) Buildings	12546313	15388619	9078791	27317821	9695902
iii) Railway sidings	-				-
iv) Hydraulic Works(Dams, Water Conductor system, Hydro mechanical gates, tunnels)	144417	59162967	1366197	42815114	17858467
v) Generating Plant and Machinery	-	16834334	5631480	22465814	-
vi) Plant and Machinery - Sub station	2212309	14939005			17151314
vii) Plant and Machinery - Transmission lines	-				-
viii) Plant and Machinery - Others	-				-
ix) Construction Equipment	-				-
x) Water Supply System/Drainage and Sewerage	1231675	1524785		2756460	-
xi) Other assets awaiting installation	-	34817345		34817345	-
xii) CWIP - Assets Under 5 KM Scheme Of the GOI	-				-
xiii) Survey, investigation, consultancy and supervision charges	-	594469			594469
xiv) Expenditure on compensatory Afforestation	-	24436700	(16076468)		8360232
xv) Expenditure attributable to construction *	-	8788763			8788763
Less: Provided for	-	-			-
Sub total (a)	16134714	181191285	-	134198293	63127706
* For addition during the period refer Note No. 28					
Construction Stores (for valuation refer Accounting Policy no.7)	11543295		(11543295)	-	-
Less : Provisions for construction stores	2433934		(2433934)	-	-
Sub total (b)	9109361	-	(9109361)	-	0
TOTAL	25244075	181191285	(9109361)	134198293	63127706
Previous year	80547337	322542455	(19865629)	357980088	25244075


Note no. 11.2 Intangible Assets Under Development

(Amount in Rupees)

Particulars	1-Apr-2015	Addition	Adjustment	Capitalised	31-Mar-2016
i) Intangible assets under development					-
TOTAL	-	-	-	-	-
Previous year	-	-	-	-	-



394



NOTE NO. 12 NON CURRENT INVESTMENTS

(Amount in Rup

PARTICULARS	As at 31st March, 2016			As at 31st March, 2015		
	Number of shares/ bonds/ securities	Face value per share/ bond/ security (In Rs.)	Amount in Rs.	Number of shares/ bonds/ securities	Face value per share/ bond/ security (in Rs.)	Amount in Rs
..... NIL						

NOTE NO. 13 LOANS AND ADVANCES

(Amount in Rupee:

PARTICULARS	As at 31st March, 2016			As at 31st March, 2015		
	Long Term	Short Term	Total	Long Term	Short Term	Total
a) CAPITAL ADVANCES						
Secured (considered good)	-	-	-	-	-	-
Unsecured (considered good)						
- Against bank guarantee	8397947	-	8397947	7958077	-	7958077
- Others	-	-	-	-	-	-
Less : Provision for expenditure awaiting utilisation certificate	-	-	-	-	-	-
Unsecured (considered doubtful)	-	-	-	-	-	-
Less : Provisions for doubtful advances *1	-	-	-	-	-	-
b) DEPOSITS						
- Unsecured (considered good)	159894526	4000	159898526	-	159857388	159857388
- Unsecured (considered doubtful)	-	-	-	-	-	-
Less : Provision against demand raised by Govt.Depts.	168357824	-	168357824	-	168357824	168357824
Less : Provision for Doubtful Deposits *2	-	-	-	-	-	-
c) OTHER LOANS & ADVANCES						
Employees (including accrued interest)						
- Secured (considered good)	35809445	4345213	40154658	28093099	3622323	3171542
- Unsecured (considered good)	2676563	6183165	8859728	174323	5354424	552874
- Unsecured (considered doubtful)	-	-	-	-	-	-
	Long Term	Short Term	Total	Long Term	Short Term	Total
Advance to contractor / supplier						
- Secured (considered good)	-	8636187	8636187	-	-	-
- Unsecured (considered good)						
- Against bank guarantee	-	-	-	-	-	-
- Others	-	5319612	5319612	-	4993236	4993236
- Unsecured (considered doubtful)	-	-	-	-	-	-
Loan to State Government in settlement of dues from customer						
- Secured (considered good)	-	-	-	-	-	-
- Unsecured (considered good)	-	-	-	-	-	-
- Unsecured (considered doubtful)	-	-	-	-	-	-
Advance to Government of Arunachal Pradesh						
- Secured (considered good)	-	-	-	-	-	-
- Unsecured (considered good)	-	-	-	-	-	-
- Unsecured (considered doubtful)	-	-	-	-	-	-
Other advances						
- Unsecured (considered good)	329999	18954993	19284992	-	11431145	11431145
- Unsecured (considered doubtful)	-	-	-	-	-	-
Less : Provisions for doubtful Other loans & advances *3	-	-	-	-	-	-
Less : Provisions for expenditure awaiting utilization certificate	-	-	-	-	-	-
Advance income tax & tax deducted at source	-	-	-	-	-	-
Total	38750656	43443170	82193826	36225499	16900692	5312619

Explanatory Note: -

Loan & Advances due from directors or other officers of the company at the end of the period - For Corporate Office only


Advance due by firms or private companies in which any Director of the Company is a Director or member amounts to Rs. NIL (Previous year NIL)

As at 31.03.2016

As at 31.03.2015



395



	Long Term	Short Term	Total	Long Term	Short Term
*1 Provisions for Doubtful Capital Advances					
Opening Balance	-	-	-	-	-
Addition during the year	-	-	-	-	-
Used during the year	-	-	-	-	-
Reversed during the year	-	-	-	-	-
Closing balance	-	-	-	-	-
	Long Term	Short Term	Total	Long Term	Short Term
*2 Provisions for Doubtful Deposits					
Opening Balance	-	-	-	-	-
Addition during the year	-	-	-	-	-
Used during the year	-	-	-	-	-
Reversed during the year	-	-	-	-	-
Closing balance	-	-	-	-	-
	Long Term	Short Term	Total	Long Term	Short Term
*3 Provisions for Doubtful Loans & Advances					
Opening Balance	-	-	-	-	-
Addition during the year	-	-	-	-	-
Used during the year	-	-	-	-	-
Reversed during the year	-	-	-	-	-
Closing balance	-	-	-	-	-

NOTE NO. 14.1 OTHER NON-CURRENT ASSETS

(Amount in Rup)

PARTICULARS	As at 31st March, 2016	As at 31st March, 2015
Long term trade receivable	-	-
Others	-	-
Interest accrued on:		
- Advance to Government of Arunachal Pradesh	-	-
- Others	-	-
Deferred Foreign Currency Fluctuation Assets	-	-
Deferred Expenditure on Foreign Currency Fluctuation	-	-
Total	-	-

NOTE NO. 14.2 OTHER NON-CURRENT ASSETS - REGULATORY ASSETS


(Amount in Rup)

PARTICULARS	1-Apr-2015	Addition	Adjustment	Amortisation/ Impairment	31-Mar-20
Subansari Lower HE Project	-	-	-	-	-
TOTAL	-	-	-	-	-
Previous year	-	-	-	-	-

NOTE NO. 15 CURRENT INVESTMENTS

(Amount in R)

PARTICULARS	As at 31st March, 2016			As at 31st March, 2015		
	Number of shares/ bonds/ securities	Face value per share/ bond/ security (In Rs.)	Amount in Rs.	Number of shares/ bonds/ securities	Face value per share/ bond/ security (in Rs.)	Amount in
..... NIL						



PARTICULARS	For the year ended 31st March, 2016	For the year ended 31st March, 2015
A. GENERATION EXPENSES		
(i) Water Usage Charges	-	-
(ii) Consumption of stores and spare parts	23862477	2655898
B. Direct Expenditure on Contract, Project Management and Consultancy Works	-	-
C. REPAIRS & MAINTENANCE		
- Building	18626098	1592329
- Machinery	29661478	2293356
- Others	37221965	4961874
D. ADMINISTRATION EXPENSES		
Rent & Hire Charges	13626354	1182344
Rates and taxes	878557	89900
Insurance	46094875	3083425
Utilization of Self Insurance Fund	-	-
Security expenses	66206747	6670479
Electricity Charges	24576486	2595852
Travelling and Conveyance	5326444	5791451
Expenses on vehicles	7745608	1049510
Telephone, telex and Postage	4096422	3400011
Advertisement and publicity	4016449	297537
Entertainment and hospitality expenses	49650	3450
Printing and stationery	1734110	202650
Consultancy charges - Indigenou	5192935	365834
Consultancy charges - Foreign	-	-
Audit expenses (Refer detail below)	80960	13914
Expenses on compensatory afforestation/ catchment area treatment/ environmental expenses	2130564	254694
Expenditure on land not belonging to company	-	-
Loss on Assets	430610	64574
Losses out of self insurance claims (upto excess clause)	37449913	-
Books & Periodicals	36232	3074
Donation	-	-
CSR/ Sustainable Development/ Community Development Expenses	10905989	1361728
Directors' expenses	-	-
Research and development expenses	-	-
Interest on Arbitration/ Court Cases	-	-
Interest to beneficiary states	-	-
Rebate to customers	-	-
Expenditure on Self Generated VER's	-	-
Expenses for Regulated Power	-	-
Less: - Exp Recoverable on Regulated Power	-	-
Exchange rate variation	2785135	98048
Other general expenses	21885955	2436429
Sub-total	364622013	32196057
Add/(Less): C.O./Regional Office/PID Expenses	23725332	3099508
Sub-total	388347345	35295566
Less: Amount transferred to Expenditure Attributable to Construction	1288362	-
Less: Recoverable from Deposit Works	-	-
Total (i) = A to D	387058983	35295566



(Handwritten signature)



PARTICULARS	For the year ended 31st March, 2016	For the year ended 31st March, 2015
E. PROVISIONS		
Bad and doubtful debts provided	-	-
Bad and doubtful advances / deposits provided	-	-
Bad and doubtful claims provided	-	-
Diminution in value of stores and spares	-	-
Shortage in store & spares provided	-	-
Provision against diminution in the value of investment	-	-
Project expenses provided for	-	-
Provision for fixed assets/ stores provided for	-	-
Diminution in value of Inventory of Self Generated VER's Provided for	-	-
Provision for catchment area treatment plan	-	-
Others	-	-
Sub-total	-	-
Add/(Less): C.O./Regional Office/PID Expenses	-	74
Sub-total	-	74
Less: Amount transferred to Expenditure Attributable to Construction	-	-
Less: Recoverable from Deposit Works	-	-
Total (ii) = E	-	74
Total carried forward to Statement of Profit & Loss	Total (i) + (ii)	3529631
	387058983	3529631

Explanatory Note: -

1) The Company's significant leasing arrangements are in respect of operating leases of premises for offices, guesthouses & transit camps. These leasing arrangements which are not non-cancellable, are usually renewable on mutually agreeable terms. Lease payments in respect of premises for offices, guest house & transit camps are shown in Rent.

2) Pending notification of revision order by CERC in respect of true up application filed by the company under CERC notification dated 19.01.2009, an amount of Rs. 11733216 (Previous period Rs. NIL) has been provided in the books during the period ended 31.03.2016 towards Interest to Beneficiary States, which may have to be paid in case of reduction in tariff as a result of said revision order. - For power stations only

3) Detail of audit expenses are as under: -

(Amount in Rupee)

	As on 31.03.2016	As on 31.12.2015
i) Statutory auditors		
As Auditor		
Audit Fees	-	-
Tax Audit Fees	-	-
In other Capacity		
Taxation Matters	-	-
Company Law Matters	-	-
Management Services	-	44819
Other Matters/services	-	25542
Reimbursement of expenses	80960	70311
ii) Cost Auditors		
Audit Fees	80960	6120
Reimbursement of expenses	-	750
Total Audit Expenses	80960	6870

NOTE NO. 23 EMPLOYEE BENEFITS EXPENSE

(Amount in Rupee)


PARTICULARS	For the year ended 31st March, 2016	For the year ended 31st March, 2015
Salaries, wages, allowances	218734057	20952250
Gratuity, Contribution to provident fund & pension scheme (incl. administration fees)	36872500	3498380
Staff welfare expenses	16955124	1484980
Leave Salary & Pension Contribution	-	-
Sub-total	272561681	25935620
Add/(Less): C.O./Regional Office Expenses	106331550	9782950
Sub-total	378893231	35718570
Less: Employee Cost transferred to Expenditure Attributable to Construction	7372528	-
Less: Recoverable from Deposit Works	-	-
Total carried forward to Statement of Profit & Loss	371520703	35718570

Explanatory Note: -

1) The Company's significant leasing arrangements are in respect of operating leases of premises for residential use of employees. These leasing arrangements, which are not non-cancellable, are usually renewable on mutually agreeable terms. Salaries, wages, allowances includes Rs. 11733216 (Corresponding Previous period Rs. 7705905) towards lease payments in respect of premises for residential use of employees.

2) Gratuity, Contribution to provident fund & pension scheme include contributions:

- i) towards Employees Provident Fund
ii) towards Employees Defined Contribution Superannuation Scheme



For the year ended
31st March, 2016

14183315
20949349

398

(Amount in Rupee)

For the year ended
31st March, 2015

135065
196670

NOTE NO. 24 FINANCE COST

(Amount in Rupee)

PARTICULARS	For the year ended 31st March, 2016	For the year end 31st March, 20
a) Interest on :		
Government of India loan	-	
Bonds	80268132	8395001
Foreign loan	-	
Term loan	763977039	87331180
Cash credit facilities /WCDL	-	
Other interest charges	-	
Sub-total	844245171	95726181
b) Other Borrowing Cost		
Loss on Hedging Transactions	-	
Bond issue/ service expenses	3464	3002
Royalty	-	
Commitment fee	-	5725
Guarantee fee on foreign loan	-	
Other finance charges	1037912	263781
Sub-total	1041376	272509
c) Applicable net gain/ loss on Foreign currency transactions and translation		
Exchange differences regarded as adjustment to interest cost	-	
Less: Interest adjustment on account of Foreign Exchange Rate Variation	-	
Sub-total	-	-
Total (A + B + C)	#####	95998691
Add/(Less): C.O./Regional Office/PID Expenses	8149	1318
TOTAL	845294696	96000009
Less: Finance Cost transferred to Expenditure Attributable to Construction	1907	
Less: Recoverable from Deposit Works	-	
Total carried forward to Statement of Profit & Loss	845292789	96000009

NOTE NO. 25 DEPRECIATION AND AMORTIZATION EXPENSES

(Amount in Rupees)

PARTICULARS	For the year ended 31st March, 2016	For the year end 31st March, 20
Depreciation & Amortisation Expenses	980123994	93852230
Depreciation adjustment on account of Foreign Exchange Rate Variation	-	
Add/(Less): C.O./Regional Office / PID Expenses	5104830	519155
Sub-total	985228824	94371386
Less: Depreciation & Amortisation Expenses transferred to Expenditure Attributable to Construction	233172	
Less: Recoverable from Deposit Works	-	
Total carried forward to Statement of Profit & Loss	984995652	94371386

NOTE NO. 26 PRIOR PERIOD ITEMS (NET)

(Amount in Rupees)

PARTICULARS	For the year ended 31st March, 2016	For the year end 31st March, 20
INCOME		
Sale of Electricity	-	
Advance Against Depreciation written back	-	
Interest/Surcharge from debtors	-	
Others	-	
Sub-total	-	-
EXPENDITURE		
Salaries & Wages	-	
Repair & Maintenance	(209096)	79684
Finance Cost	-	
Depreciation & Amortization	10193	
Others	173619	(602992)
Sub-total	(25284)	(523307)
TOTAL (Expenditure /less Incomece)	(25284)	(523307)
Add/(Less): C.O./Regional Office/PID Expenses	39594	57
TOTAL	14310	(523250)
Less: Prior Period items transferred to Expenditure Attributable to Construction		
Less: Recoverable from Deposit Works		
Total carried forward to Statement of Profit & Loss	14310	(523250)



399



NOTE NO. 27 TAX EXPENSES

(Amount in Rupee)

	For the year ended 31st March, 2016	For the year ended 31st March, 2015
Current Tax		
Income Tax Provision	-	-
Adjustment Relating To Earlier periods	-	-
Deferred Tax	-	-
Less: Recoverable for tariff period upto 2009	-	-
Less: Deferred Tax Adjustment Against Deferred Tax Liabilities	-	-
Total Tax Expenses	-	-

NOTE NO. 28 EXPENDITURE ATTRIBUTABLE TO CONSTRUCTION DURING THE YEAR

(Amount in Rupee)

PARTICULARS	For the year ended 31st March, 2016	For the year ended 31st March, 2015
A. EMPLOYEE BENEFITS EXPENSE		
Salaries, wages, allowances	6296094	-
Gratuity and contribution to provident fund	1076434	-
Staff welfare expenses	-	-
Leave Salary & Pension Contribution	-	-
Sub-total	7372528	
B. REPAIRS & MAINTENANCE		
Building	450064	-
Machinery	-	-
Others	12000	-
Sub-total	462064	
C. ADMINISTRATION & OTHER EXPENSES		
Rent	12100	-
Rates and taxes	-	-
Insurance	-	-
Security expenses	-	-
Electricity Charges	-	-
Travelling and Conveyance	336006	-
Expenses on vehicles	16452	-
Telephone, telex and Postage	23973	-
Advertisement and publicity	-	-
Entertainment and hospitality expenses	15495	-
Printing and stationery	412717	-
Design and Consultancy charges:		
- Indigenous	-	-
- Foreign	-	-
Expenses on compensatory afforestation/ catchment area treatment/ environmental expenses	-	-
Expenditure on land not belonging to company	-	-
Assets/ Claims written off	-	-
Losses on sale of assets	-	-
Other general expenses	9555	-
Remuneration to Auditors	-	-
Exchange rate variation (Debit)	-	-
Sub-total	826298	
D. FINANCE COST		
Interest on :		
Government of India loan	-	-
Bonds	-	-
Foreign loan	-	-
Term loan	-	-
Cash credit facilities /WCDL	-	-
Exchange differences regarded as adjustment to interest cost	-	-
Loss on Hedging Transactions	-	-
Bond issue/ service expenses	-	-
Commitment fee	-	-
Guarantee fee on loan	-	-
Other finance charges	-	-
Sub-total	1907	
Sub-total	1907	



100

2

Note No. : 29 – Other Explanatory Notes to Accounts

1. Disclosure relating to Contingent Liabilities:-

a) Claims against the Company not acknowledged as debts in respect of:

(i) Capital works

Contractors have lodged claims aggregating to Rs. 478.68 crore (previous year Rs. 450.54 crore) against the Company on account of rate & quantity deviation, cost relating to extension of time and idling charges due to stoppage of work/delays in handing over the site etc. These claims are being contested by the company as being not admissible in terms of provisions of the respective contracts or are lying at arbitration tribunal/other forums/under examination with the Company. It includes Rs.249.86 crore (previous year Rs. 221.72 crore) towards arbitration awards including updated interest thereon, against the Company, which have been challenged/decided to be challenged in the Court of Law.

The Management has assessed the above claims and recognized a provision of Rs. 101.78 crore (previous year Rs. 101.78 crore) based on probability of outflow of resources embodying economic benefits and estimated Rs. 376.90 crore (previous year Rs. 348.76 crore) as the amount of contingent liability i.e. amounts for which Company may be held contingently liable. In respect of such estimated contingent claims either outflow of resources embodying economic benefits is not probable or a reliable estimate of the amount required for settling the obligation cannot be made. In respect of the rest of the claims/obligations, possibility of any outflow in settlement is considered as remote.

(ii) Land Compensation cases

In respect of land acquired for the projects, some of the land losers have filed claims for higher compensation amounting to Rs. NIL crore (previous year Rs. NIL crore) before various authorities/courts. Pending settlement, the Company has assessed and provided an amount of Rs. NIL crore (previous year Rs. NIL crore) based on probability of outflow of resources embodying economic benefits and estimated Rs. NIL crore (previous year Rs. NIL crore) as the amount of contingent liability as outflow of resources is considered as not probable. In respect of the rest of the claims/obligations, possibility of any outflow in settlement is considered as remote.

(iii) Disputed Tax Demands

Disputed Income Tax/Sales Tax/Service Tax/ other taxes/duties matters pending before various appellate authorities amount to Rs. 19.62 crore (previous year Rs. 16.89 crore). Pending settlement, the Company has assessed and provided an amount of Rs. 16.84 crore (previous year Rs. 16.84 Crore) based on probability of outflow of resources embodying economic benefits and rest of the claims i.e. Rs. 2.79 crore (previous year Rs. 0.05 crore) are being disclosed as contingent liability as outflow of resources is considered not probable. In respect of the rest of the claims/obligations, possibility of any outflow in settlement is considered as remote.

Others

Claims on account of other matters amount to Rs. NIL crore (previous year Rs. NIL crore). These claims are pending before various forums. Pending settlement, the Company has assessed and provided an amount of Rs. NIL crore (previous year Rs. NIL crore) based on probability of outflow of resources embodying economic benefits and estimated Rs. NIL crore (previous year Rs. NIL crore) as the amount of contingent liability as outflow of resources is considered as not probable. In respect of the rest of the claims/obligations, possibility of any outflow in settlement is considered as remote.



The above is summarized as below:

(Rs. in Crore)

Sl. No.	Particulars	Claims as on 31.03.2016	Provision against the claims	Contingent liability as on 31.03.2016	Contingent liability as on 31.03.2015	Addition of contingent liability during the year
(1)	(2)	(3)	(4)	(5)	(6)	(7)=(5)-(6)
1.	Capital Works	478.68	101.78	376.90	348.76	28.14
2.	Land Compensation	NIL	NIL	NIL	NIL	NIL
3.	Disputed tax matters	19.62	16.84	2.79	0.05	2.74
4.	Others	NIL	NIL	NIL	NIL	NIL
	Total	498.30	118.62	379.69	348.81	30.88

- (b) The above contingent liabilities do not include contingent liabilities on account of pending cases in respect of service matters & others where the amount cannot be quantified.
- (c) It is not practicable to ascertain and disclose the uncertainties relating to outflow in respect of contingent liabilities.
- (d) There is possibility of reimbursement to the company of Rs. NIL Crore (previous year Rs. NIL crore) towards above contingent liabilities.
- (e) An amount of Rs. NIL Crore (previous year Rs. NIL crore) stands paid towards above contingent liabilities to contest the cases and is being shown as Current Assets.

The company's management does not reasonably expect that the above claims/obligations (including under litigation), when ultimately concluded and determined, will have a material and adverse effect on the company's results of operations or financial condition.

2. Estimated amount of contracts remaining to be executed on capital account and not provided for is Rs. 33.20 Crore (Previous year Rs. 18.60 Crore).
3. During the year, following accounting policies/practices have been added/modified:

(` in Crore)

Accounting Policy/Practice	Impact on Statement of Profit & Loss	
	For the current year	Upto previous year through prior period
Accounting practice regarding interest amount on enhanced compensation of land awarded by court (net of depreciation)	NIL	NIL

4. Significant Accounting policy No. 2.3.4 (4.4 of FY 2013-14), which was introduced during FY 2013-14, has been referred to Expert Advisory Committee (EAC) of the Institute of Chartered Accountants of India (ICAI) for its opinion. Pending receipt of opinion, the same accounting treatment has been continued and an amount of Rs. NIL Crore (up to Previous year Rs. NIL) has been capitalised/charged to Allocable Expenditure during construction till 31.03.2016 as per ibid policy.



402



5. The disclosure under Accounting Standard – 7 on Construction Contracts are as under:

(` in Crore)

Sl.	Particulars	31.03.2016	31.03.2015
1.	Aggregate amount of costs incurred and recognised profits (less recognised losses) on contracts in progress upto reporting date.	NIL	NIL
2.	Amount of advances received.	NIL	NIL
3.	Amount of retention.	NIL	NIL
4.	The gross amount due from customers for contract works as an asset.	NIL	NIL
5.	The gross amount due to customers for contract works as a liability.	NIL	NIL

Note: Disclosure should be made in respect of contracts in progress at the beginning of the accounting year.

6. The effect of foreign exchange fluctuation during the year is as under:

(Rs. in Crore)

		For the year ended 31.03.2016	For the year ended 31.03.2015
(i)	Amount charged to Statement of Profit & Loss excluding depreciation (as FERV) (Net)	0.17	(0.64)
(ii)	Amount charged to Statement of Profit & Loss excluding depreciation (as Borrowing Cost)*	NIL	NIL
(iii)	Amount charged to Allocable Expenditure During Construction (as FERV)	NIL	NIL
(iv)	Amount charged to Capital work-in-progress (as FERV)	NIL	NIL
(v)	Amount adjusted by addition to the carrying amount of fixed assets	NIL	NIL

* There is however no impact on profitability of the Company, as the impact of change in foreign exchange rates is recoverable from beneficiaries in terms of prevailing CERC (terms & conditions of tariff) Regulations. The exchange rate variation for the year is transferred to deferred foreign currency fluctuation assets (recoverable from beneficiaries) as per opinion of EAC of ICAI.

7. a) Electricity generation is the principal business activity of the Company. Other operations viz., Contracts, Project Management and Consultancy works do not form a reportable segment as per the Accounting Standard-17 on 'Segment Reporting'.
- b) The Company is having a single geographical segment as all its Power Stations are located within the Country.



8. Other disclosures as per Schedule-III of the Companies Act, 2013 are as under:-

(Rs. in Crore)

	Particulars	For the year ended 31.03.2016	For the year ended 31.03.2015
a)*	Value of imports calculated on CIF basis:		
	i) Capital Goods	NIL	NIL
	ii) Spare parts	NIL	NIL
b)*	Expenditure in Foreign Currency		
	i) Know - How	NIL	NIL
	ii) Interest	NIL	NIL
	iii) Other Misc. Matters	1.74	0.42
c)*	Value of spare parts and Components consumed in operating units.		
	i) Imported	NIL	NIL
	ii) Indigenous	NIL	NIL
d)*	Earnings in foreign currency		
	i) Interest	NIL	NIL
	ii) Others	NIL	NIL


* Accrual basis.

9. Disclosure related to Corporate Social Responsibility (CSR) (refer Note No.22)

(i) The breakup of CSR expenditure under various heads of expenses incurred during the year ended on 31.03.2016 is as below:-

(Rs. in Crore)

S.No.	Heads of Expenses constituting CSR expenses	Amount
1	Health Care and Sanitation	NIL
2	Education & Skill Development	NIL
3	Women Empowerment /Senior Citizen	NIL
4	Environment	NIL
5	Art & Culture	0.02
6	Ex-Armed Forces	NIL
7	Sports	NIL
8	National Welfare Fund	NIL
9	Technology & Research	NIL
10	Rural Development	0.61
11	Capacity Building	NIL
12	Swachh Vidyalaya Abhiyan	0.46
	Total amount	1.09



404

2

(ii) Other disclosures:

(a) Details of expenditure incurred during the financial year ended on 31.03.2016 categorising as 'paid' and 'yet to be paid' along with the nature of expenditure (capital or revenue nature) is as under:-

(Rs. in Crore)				
		Paid (a)	Yet to be paid (b)	Total (a+b)
(i)	Construction/Acquisition of any asset	0.83	0.23	1.06
(ii)	On purpose other than (i) above	0.03	0.00	0.03
	Total	0.86	0.23	1.09

(b) As stated above, a sum of Rs. 0.23 Crore out of total expenditure of Rs. 1.09 Crore is yet to be paid to concerned parties which are included in the relevant head of accounts pertaining to liabilities.

10. Disclosure relating to verified emission reductions (VERs) is as under:-


Sl.	Description	Remarks
1.	No. of VERs held as Investment & the basis of valuation	NIL
2.	No. of VERs under certification	NIL
3.	Depreciation and operating and maintenance cost of Emission Reduction Equipment expensed during the year (Rs. in Crore)	NIL
4.	No. of VERs sold during the year ended 31.03.2016 with the value thereof.	NIL

11. Disclosures as required under Section 22 of The Micro, Small and Medium Enterprises Development Act, 2006 read with notification of Ministry of Corporate Affairs dt. 04.09.2016 making alteration in Schedule-III of the Companies Act, 2013 are as follows:-

(Rs. in Crore)		
(i)	The principal amount and the interest due thereon remaining unpaid to any supplier on Balance Sheet date: -Principal -Interest	0.16 0.20*
(ii)	The amount of interest paid by the buyer in terms of section 16 of the Micro, Small and Medium Enterprises Development Act, 2006, along with the amount of the payment made to the supplier beyond the appointed day during the year	
(iii)	The amount of interest due and payable for the year of delay in making payment (which have been paid but beyond the appointed day during the year) but without adding the interest specified under the Micro, Small and Medium Enterprises Development Act, 2006;	
(iv)	The amount of interest accrued and remaining unpaid as on Balance Sheet date	0.20*
(v)	The amount of further interest remaining due and payable even in the succeeding years, until such date when the interest dues above are actually paid to the small enterprise, for the purpose of disallowance of a deductible expenditure under section 23 of the Micro, Small and Medium Enterprises Development Act, 2006.	

*Interest not accounted for in the books of account

405



12. Pending approval of competent authority, provisional payments / provisions made towards executed quantities of works of some of the items beyond the approved quantities as also for extra items totalling to Rs. 0.71 Crore (Previous year Rs. 0.71 Crore) are included in Capital Work-in-Progress/Fixed Asset.

13. Disclosure related to confirmation of balances is as under:

- a) Balances shown under Materials issued to contractors, claims recoverable including insurance claims are subject to reconciliation/ confirmation and respective consequential adjustments. Claims recoverable also include claims in respect of projects handed over or decided to be handed over to other agencies in terms of Government of India directives.
- b) The confirmation from external parties in respect of Trade Receivables, Trade Payables, Deposits, Advances to Contractors/Suppliers/Service Providers/Others including for capital expenditure and material issued to contractors is obtained for outstanding balances of Rs. 5.00 lakh or above as at 31st December of every year. Status of confirmation of balances as at 31st December 2015 as well as outstanding as on 31.03.2016 is as under:

(Rs. In Crore)


Particulars	Outstanding amount as on 31.12.2015	Amount confirmed	Outstanding amount as on 31.03.2016
Trade receivable	NIL	NIL	NIL
Deposits, Advances to contractors/suppliers/service providers/ others including for capital expenditure and material issued to contractors	70.88	69.09	1.79
Trade/Other payables	10.64	3.29	7.35
Security Deposit/Retention Money payable	4.09	0.47	3.62

c) In the opinion of management, unconfirmed balances will not have any material impact.

14. Sales, Interest on loans to State Govt., Interest income on tax-free bonds, exchange rate variation, interest on loans/bonds (expenditure) etc. have been accounted for based on Advices received from Corporate Office.

15. Disclosures as required under AS-15 on "Employee Benefits" AS-18 on "Related party disclosures" and AS-28 on "Impairment of Assets" etc. shall be dealt at Corporate Office.

16. Unit/Project specific notes as per Annexure-B below (to be given only by the respective project/unit pertaining to their project/unit).



406

17. a) Undisputed Statutory dues outstanding as on 31.03.2016 which have not been deposited within six months from the date they became payable:

Nature of dues	Amount in `	Due date of remittance
EPF	NIL	N/A
Income Tax	NIL	N/A
Sales Tax /VAT	NIL	N/A
Service Tax	NIL	N/A
Custom Duty	NIL	N/A
Excise Duty	NIL	N/A
Works Contract Tax	NIL	N/A
Any other levies (Please specify)	NIL	N/A

- b) Statutory dues which have not been deposited on account of any dispute:-

Name of the Statute	Nature of dues	Amount in Rs.	Year to which it pertains	Forum at which case is pending
Income Tax Act,1961	Income Tax	NIL	N/A	N/A
Sales Tax Acts/VAT Act	Sales Tax/ VAT	1405797	2006-07	Sr. Joint Commissioner, Siliguri Circle
		7558164	2007-08	
		4291550	2008-09	
		713111	2009-10	
		27350978	2012-13	JC ,Siliguri Charge
Finance Act,1994	Service Tax	NIL	N/A	N/A
Custom Act,1962	Custom Duty	NIL	N/A	N/A
Central Excise Tariff Act, 1985	Excise Duty	NIL	N/A	N/A
Works Contract Tax	Works Contract Tax	NIL	N/A	N/A
Please specify	Any other levies	NIL	N/A	N/A
WB State Tax on Consumption of Use of Goods Act, 2001	Consumption Tax	234503	2003-2004	Kolkata High Court
		96951	2004-2005	
		231925	2005-2006	

- c) Details of Immovable Properties (other than land) for which title deeds are not held in the name of the company:

Sl. No.	Details of the Property	Year of Acquisition	Acquisition Cost	Written Down Value	Reasons for non execution of title deed
NA	NA	NA	NA	NA	NA



407




18. Disclosure for reporting in compliance to directions issued by Office of CAG u/s 143(5)

Sl. No.	Directions	Reply
1	Whether there are any cases of waiver/write off of debts/loans/interest etc. If yes, the reasons thereof and amount involved.	No such cases.
2	Whether proper records are maintained for inventories lying with third parties & assets received as gift/grant(s) from Government or other authorities.	Not Applicable.

19. Opening balances/corresponding figures for previous year have been re-grouped/re-arranged, wherever necessary.

20. As per Circular No. A/cs-456 dt. 10.09.2015, Liability of Rs. 42407, Advances of Rs. 2164252 and Net Expenditure of Rs. 8788763 (shown as Expenditure attributable to Construction in Notes 11.1) included in the Balance Sheet and P/L account in respect of Teesta Basin Investigation Project.



(Manoj Kr. Barnwal)
Manager (Finance)

एम. के. वर्णवाल / M. K. Barnwal
प्रबन्धक (वित्त) / Manager (Finance)
तीस्ता लो डैम-III पावर स्टेशन, राम्बी
Teesta Low Dam-III Power Station, Rambhi



(Vinod Kumar Karn)
General Manager

वी. के. कर्ण / V. K. Karn
महाप्रबन्धक / General Manager
तीस्ता लो डैम-III पावर स्टेशन, राम्बी
Teesta Low Dam-III Power Station, Rambhi





NH LIMI
Teesta Low Dam-III Power Station

CAPITAL COMMITMENT AS ON 31.03.2016

ANNEX-4- TO NOTE-31

S.No.	Contract Details					Workdone		Total Payments and Liability	Estimated Amt of Contract Remaining	Exchange Rate	INR Amount
	Description	Party	Currency	Award Value	Amended Value	Running Account Payments	Liability/Provisions				
Major Works											
1	Civil Works for Barrage and PH	M/S Patel Engineering Ltd.	INR	2281600000	4502102318	4499875218	0	4499875218	2227100	1.0000	2227100
2	Civil Works for Barrage and PH	M/S Patel Engineering Ltd.	USD	2300000	3241918	3240664.45	0	3240664	1253.55	66.770	83699
3	EM Works-First Contract-Onshore	M/S Andritz Hydro Pvt. Ltd.	INR	1681734267	2417276828	2336812754	45006240	2381818994	35457834	1.0000	35457834
4	EM Works--Second Contract	M/S Andritz Hydro Pvt. Ltd.	INR	260931801	362982959	359239398		359239398	3743561	1.0000	3743561
5	HM Works-First Contract	M/S TEXMACO	EURO	2954108	2669497	2161495.35	0	2161495.35	508001.65	75.780	38496395
6	HM Works-First Contract	M/S TEXMACO	INR	521174660	580272275	542689031	0	542689031	37583244	1.0000	37583244
7	HM Works-Second Contract	M/S TEXMACO	INR	88494768	98205773	89605680	0	89605680	8600093	1.0000	8600093
Other Civil Works											
8	Application of Shortcrete over right bank near intake area	M/S Maha Shiva Shakti Construction, Hingdam, Rangit	INR	9693630	9693630	7177325	1880266	9057591	636039	1.0000	636039
9	Providing and Fixing Aluminium Composit Panel at Barrage Control Room, Power pac Room, Intake Power pack room and D.G. Room of TLD-III P.S.	M/S S.N. Marketing, Siliguri	INR	7432697	7432697	7023996	0	7023996	408701	1.0000	408701
10	Construction of Silt Lab and Transit Room at U/S Barrage of Cellular Wall	M/S Navin Lama, Kalimpong	INR	6883808	6883808	3813134	1000000	4813134	2070674	1.0000	2070674
11	Rendering / Finishing work of barrage, Cellular wall intake, TRC Etc.	M/S Sunrise Enterprises, Kalijhora	INR	6366210	6366210	1872977	723055	2596032	3770178	1.0000	3770178
12	Strengthening and Protection of Bailey Bridge on Railey Khola near left bank of Barrage	M/S Binod Chandra Bhujel, Kalimpong	INR	2778864	2778864	2743205	0	2743205	35659	1.0000	35659
13	Construction of Toilet behind Barrage Control Room Of TLD-III PS	M/S Kamkhya Construction	INR	392905	392905	376546	0	376546	16359	1.0000	16359
14	Balance Civil Works at Ground Floor of Silt Lab Building at Left Bank of TLD-III PS	M/S Binod Chandra Bhujel, Kalimpong	INR	297815	297815	246163	12805	258968	38847	1.0000	38847
15	Construction of overhead RCC Tank near Silt Lab at Barrage of TLD-III PS.	M/S Binod Chandra Bhujel, Kalimpong	INR	946394	946394	0	0	0	946394	1.0000	946394
16	Finishing Works of Stair & Terrace of Silt Lab Building at Barrage of TLD-III PS.	M/S Dambar Rai, Sepkhola, Kalimpong	INR	285110	285110	0	42817	42817	242293	1.0000	242293
17	Providing and Fixing Paver block and pipe railing at Silt Lab /Transit hostel near left bank of Barrage of TLD-III P.S.	M/S Binod Chandra Bhujel, Kalimpong	INR	1260134	1260134	1238167	0	1238167	21967	1.0000	21967
18	Balance Works at Gratings and Concrete over fish pass at Cellar Wall of TLD-III PS	M/S R R Enterprises, Jalpaiguri	INR	1929746	1929746	1841897	0	1841897	87849	1.0000	87849
19	Strengthening of Protection wall RD 144Mtr to RD 204 Mtr. D/S of Barrage Axis	M/S Jai Jalandhar Co., Teesta Bridge	INR	3681970	3681970	3677389	0	3677389	4581	1.0000	4581
20	Modification of existing water treatment plant along with associated pipelines and construction of rain shed above WTP at Barrage of TLD-III PS.	M/S Krishana Gupta, Suntaley, Darjeeling	INR	1869313	1869313	0	0	0	1869313	1.0000	1869313
21	Expansion joint treatment at Barrage and Intake Structure of TLD-III PS	M/S Kamkhya Construction	INR	535638	535638	0	333815	333815	201823	1.0000	201823
22	Providing barbed wire fencing at Left bank immediately Downstream of TLD-III P.S.	M/S Priyanka Enterprises, Singtam, East Sikkim	INR	5132631	5132631	3046835	0	3046835	2085796	1.0000	2085796
23	Providing barbed wire fencing at Right bank immediately Downstream of TLD-III P.S.	M/S Priyanka Enterprises, Singtam, East Sikkim	INR	4187796	4187796	0	0	0	4187796	1.0000	4187796
24	Lowering - cum widening of River & Right bank from RD 250 to RD 500 Mtr. D/S of Barrage axis	M/S Ram Prashad Dhakal, Dungdung, East Sikkim	INR	31064895	31064895	12446767	0	12446767	18618128	1.0000	18618128
25	Renovation / Extension of existing STP in Power House Complex of TLD-III PS.	M/S Kamkhya Construction	INR	850192	850192	0	0	0	850192	1.0000	850192
26	Construction of Security Gate with Morcha for TLD-III PS	M/S Kamkhya Construction	INR	1214988	1214988	0	0	0	1214988	1.0000	1214988
27	Construction of Catch water pit in between cross drainage of NH-10 and stepped drain across main road of TLD-III PS.	M/S Green Velly Construction, Rambi Bazar	INR	173897	173897	0	0	0	173897	1.0000	173897
28	Ucrete MF Flooring work in service bay area at TLD-III PS	M/S Vikram Trading Co. Siliguri	INR	2213726	2213726	0	0	0	2213726	1.0000	2213726
29	Requirement of sludge pump for existing collection tank at Primary Cooling floor for P.H. Complex of TLD-III PS.	M/S Modern Commercial Corporation, Siliguri	INR	196991	196991	0	0	0	196991	1.0000	196991
30	TOE Protection for Teesta Play Ground along the reservoir of TLD-III PS	M/S Teesta River Construction Co. Teesta Bridge, Darjeeling	INR	643449	643449	0	1412	1412	642037	1.0000	642037
31	Channelizing of Aam Bhute Jhora at Gaikholah of TLD-III PS	M/S Brid Construction & Consultancy	INR	516001	516001	377123	94068	471191	44810	1.0000	44810
32	Making Tetrapod to attend damages in Reservoir area at Lukbir	M/S Sunrise Enterprises, Kalijhora	INR	5835104	5835104	3444496	386511	3831007	2004097	1.0000	2004097
33	Construction of Toilet at Gaikholah by TLD-III PS	M/S Sunrise Enterprises, Kalijhora	INR	379253	379253	0	317548	317548	61705	1.0000	61705
34	Slope Protection and cavity filling work at RD 26.37 KM to 26.46KM from EL 199 Mtr to EL 204 Mtr. At Lukbir area	M/S Sunrise Enterprises, Kalijhora	INR	1637665	1637665	1577665		1577665	60000	1.0000	60000
35	Slope Protection near Joor pul along the right bank of Reservoir at Corresponding RD 22.785 to 22.815 Mtr. Of NH 10 / 31A over existing protection wall at TLD-III PS	M/S Jai Jalandhar Co., Teesta Bridge	INR	3603395	3603395	1805713	1626826	3433539	169856	1.0000	169856
	Providing Concrete Cladding work on existing crate wall of left bank of Gaikholah nallah near Gaikholah bridge at TLD-III PS	M/S Chander Bahadur Pradhan Sons.	INR	521780	521780	0	0	0	521780	1.0000	521780



404

W

S.No.	Description	Party	Currency	Award Value	Amended Value	Work Done		Total Payments and Liability	Estimated Amt of Contract Remaining	Exchange Rate	INR Amount
						Running Account Payments	Liability/Provisions				
38	Extension of Kendriya Vidyalaya at Sector- A of TLD-III PS	M/S Evergreen Enterprises, Kalijhora	INR	2556689	2556689	0	613714	613714	1942975	1.0000	1942975
39	Providing & laying siling and PCC from RD-0 to RD -123 Mtr. At store area of TLD-III PS	M/S Evergreen Enterprises, Kalijhora	INR	1164206	1164206	971035		971035	193171	1.0000	193171
40	Renovation of Electrical & Mechanical Office at Sec.-A.	M/S Kanchanjunga Enterprises, Mungpoo	INR	1040526	1040526	1029178		1029178	11348	1.0000	11348
41	Upgrade of Existing Road from Sector C Main gate to the Admn. Building	M/S Kanchanjunga Enterprises, Mungpoo	INR	1541844	1541844	0	488443	488443	1053401	1.0000	1053401
42	Construction of Training Hall at Sector-F of TLD-III PS	M/S Kanchanjunga Enterprises, Mungpoo	INR	3297462	3297462	2816631	0	2816631	480831	1.0000	480831
43	Construction of Temporary accomodation for S.O. with bathroom and WC at CISF Barrack Premises of TLD-III PS	M/S Kanchanjunga Enterprises, Mungpoo	INR	1627954	1627954	1404603	0	1404603	223351	1.0000	223351
44	Extension of 2nd floor of Administrative Building at Sec.-C of TLD-III PS.	M/S Evergreen Cons. Co., Mungpoo	INR	1927161	1927161	1705584	50760	1756344	170817	1.0000	170817
45	Protection of Slope and Construction of Lavatory near driver shed at Sec.-C	M/S Puran Rai, Mungpoo	INR	550162	550162	399373	51597	450970	99192	1.0000	99192
46	Construction of Main gate at O- Point and near 33 KVA Building access road from NH-31A to Powerhouse/ Barrage Control Room with protection works of TLD-III P.S.	M/S Srinivas Agarwal, Siliguri	INR	3479632	3479632	2859901	0	2859901	619731	1.0000	619731
47	Purchase of Sofa Sets	M/S Damro Furnitures	INR	416374	416374		1,91,770	191770	224604	1.0000	224604
48	Purchase of Air Conditioner for P.H.	Bijoy Electricns	INR	174000	174000	0	0	0	174000	1.0000	174000
49	Purchase of Walky Talky	M/S Mobile Communication (India) Pvt. Ltd.	INR	706065	706065	0	0	0	706065	1.0000	706065
50	Purchase of Computer for IT & C	M/S Hue Service (P) Ltd.	INR	885360	885360	0	0	0	885360	1.0000	885360
51	Purchase of UPS for IT & C	M/S Netsoft Consulting Service (P) Ltd.	INR	45900	45900	0	0	0	45900	1.0000	45900
52	Supply & Installation of Perimetric Tri- axial Joint Meter at TLD-III PS Barrage.	M/S Encardio - Rite Electronics (P) Ltd.	INR	849808	849808	0	0	0	849808	1.0000	849808
53	Procurement of one No. Runner Hub with HP-HVOF Coating of Kaplan Turbine alongwith its operating mechanism, cone, servomotor, linkages, levers excluding runner blades for TLD-III PS.	M/S Andritze Hydro (P) Ltd.	INR	64800000	64800000	6400000	0	6400000	58400000	1.0000	58400000
54	Purchase of Unit Control Board (UCB) Spare Cards for TLD-III PS	M/S Andritze Hydro (P) Ltd. , Mandideep (MP)	INR	5904330	5904330	0	0	0	5904330	1.0000	5904330
55	Purchase of 3 Phase , two source relay testing Kit	M/S Syselec Technologies (P) Ltd.	INR	29,10,000	2910000	0	0	0	2910000	1.0000	2910000
56	Purchase of Digital Governor Spares	M/S Andritze Hydro (P) Ltd.	INR	34,32,914	3432914	0	0	0	3432914	1.0000	3432914
57	Purchase of Turbine Guide Bearing	M/S Andritze Hydro (P) Ltd.	INR	30,09,368	3009368	0	0	0	3009368	1.0000	3009368
58	Supply, Installation and Interfacing with existing SCADA Of 12 Nos. Digital Trivector meter at TLD-III P.S.	M/S Andritze Hydro (P) Ltd. , Mandideep (MP)	INR	8,06,319	806319	0	0	0	806319	1.0000	806319
59	Purchase of Spares for Excitation System	M/S Andritze Hydro (P) Ltd. , Mandideep (MP)	INR	30,35,302	3035302	0	0	0	3035302	1.0000	3035302
60	Refurbishment and Repair of 220 KVA GIS damaged parts / Equipment for TLD-III PS.	M/S Andritze Hydro (P) Ltd. , Mandideep (MP)	INR	2,28,18,240	22818240	2281824	0	2281824	20536416	1.0000	20536416
61	Purchase of Hydraulic Piston Pump for Radial and Intake Gate Power Pack (HAWE)	M/S HAWE Hydraulics (Pvt. Ltd.	INR	8,51,388	851388	0	0	0	851388	1.0000	851388
62	Purchase of New Pole for 220 KVA GIS Circuit Breaker Q 01- Phase-B of TLD-III PS	M/S SIEMENS Ltd.	INR	80,97,300	8097300	0	0	0	8097300	1.0000	8097300
63	Purchase of New Parts for restoration of D07 Bay of 220 KV GIS of TLD-III P.S.	M/S SIEMENS Ltd.	INR	18,72,000	1872000			0	1872000	1.0000	1872000
64	Supply of 1 Nos. 11/220kv 41 mva, Ynd 11, 3 Phase step-up Transformer complete	M/S TELK, Kerla	INR	3,70,44,275	37044275	0	0	0	37044275	1.0000	37044275
65	Supply & Installation of Telemetry System (GPRS Based) for RTU System. at TLD-III P.S.	M/S M.B. Control & Systems (P) Ltd., Kolkatta	INR	14,51,738	1451738	0	0	0	1451738	1.0000	1451738
66	Supply & Installation of Antique Street Lighting from Y Junction to entrance of Power House	M/S Anu Refrigeration, Pathankot, Punjab	INR	18,39,440	1839440	0	0	0	1839440	1.0000	1839440
67	Supply & Installation of Street Light with LED Fittings along the Road Starting from Barrage end to Bailley Bridge at TLD-III PS.	M/S Anu Refrigeration, Pathankot, Punjab	INR	1184786	1184786	0	0	0	1184786	1.0000	1184786
68	Purchase of Eletta make Flow Meter for TLD-III P.S.	M/S Eletta Instrumentation India (P) Ltd.	INR	1750790	1750790	0	0	0	1750790	1.0000	1750790
69	Purchase of Gasoline Engine Operated Portable Power Pack Unit for TLD-III PS	Oriental Engineering Works (Pvt. Ltd.	INR	476213	476213	0	0	0	476213	1.0000	476213
70	Supply of P.P.Rope Gabaion	M/S Fiilter & Protect , Kolkatta	INR	956500	956500	0	0	0	956500	1.0000	956500
SUB-TOTAL											
											In Crores
											33.20

Total Capital Commitment as on 31.03.2016 **33.20**



(Signature)
MANOJ KUMAR BARNWAL
 MANAGER (F)
 एम. के. वर्णवाल / M. K. Barnwal
 प्रबन्धक (वित्त) / Manager (Finance)
 तीस्ता लो डैम-III पावर स्टेशन, राम्पो
 Teesta Low Dam-III Power Station, Rambo

410

(Signature)
V. K. KARN
 GENERAL MANAGER
 वी. के. कर्ण / V. K. Karn
 महाप्रबन्धक / General Manager
 तीस्ता लो डैम-III पावर स्टेशन, राम्पो
 Teesta Low Dam-III Power Station, Rambo

TEESTA LOW DAM -III POWER STATION

ANNEXURE-IX

DETAILS OF FOREIGN CURRENCY EXPENDITURE

EXPENDITURE ON	ADVICE NO.	AMOUNT (Rs.)	ACCOUNT HEAD	CHARGED TO P&L/IEDC	REMARKS (IF ANY)
i) KNOW HOW					
ii) INTEREST					
iii) OTHER MISC. MATTERS*					
TRAVELLING EXPENSES					

* PROVIDE DETAILS AS PER APPENDIX 1

Appendix-1- to Annexure 3-to Note no.31

DETAILS OF OTHER MISC. MATTERS

Exp.ON	Advice No. & Date	Account Head	Amount (Rs)	Charged To P&L/IEDC	Remarks (If Any)
WORK PAYMENT			0		
TRAVELLING EXPENSES					
TOTAL OTHER MISC .MATTER			0		

Appendix-2- to Annexure-3- to Note no.31

DETAILS OF EARNINGS IN FOREIGN EXCHANGE

EARNINGS	ADVICE NO./ VOUCHER NO.	AMOUNT (Rs.)	ACCOUNT HEAD	CHARGED TO P&L/ IEDC	REMARKS (IF ANY)
i) INTEREST	-	-	-	-	-
ii) OTHER (IF ANY, TO BE SPECIFIED)	-	-	-	-	-

Reconciliation of Expenditure in Foreign Currency on Accrual Basis

Particulars	Sr. Crs-Forex	
	Amount	
Closing balance of Sundry Creditors in Foreign Currency as on Balance Sheet Date i.e. 31/03/2016	17272906	
Add Payments made during the year	0	
Add adjustments made during the year	2188204	
Less Opening Balance of Sundry Creditors in Foreign Currency i.e 01.04.2015	36895308	
Total expenditure in foreign currency on accrual basis	17434198	17434198



411

M. K. Barnwal
MANAGER (F)

एम. के. वर्णवाल / M. K. Barnwal
प्रबन्धक (वित्त) / Manager (Finance)
तीस्ता लो डैम-III पावर स्टेशन, राम्बी

V. K. Karn
वी. के. कर्ण / V. K. Karn
महाप्रबन्धक / General Manager
तीस्ता लो डैम-III पावर स्टेशन, राम्बी
Teesta Low Dam-III Power Station, Rambi

DETAILS OF CONTINGENT LIABILITIES AS ON 31.03.2016

Amount in Rupees

Sr. No.	Particulars	Name of Party/Work	Opening Amount as on 01.04.2015	Addition of claim during the period on account of new claims/updati on of old claims	Settlement during the period	Claim Disallowed by Arbitrator/ Adjudicator/ Management	Closing balance as on 31.03.2016	Amount of claim where outflow is probable & reliable estimate can be made (Provision to be made in Books of A/CS)	Possible Outflow / No Reliable Estimate can be made (To be shown as Contingent Liability)	Amount of Claim where no Probability of outflow & Claim neither Recognised as Provision nor Disclosed as Contingent Liability	Total	Likely Reimbursemen t to be Made by Third Party	Reasons For Non-Acceptance	Present Status
1	2	3	4	5	6	7	(4+5-6-7)=8	9	10	11	(9+10-11)=12 (figure in column 8 & 12 must be equal)	13	14	15
A. CAPITAL WORKS														
a) CASES AGAINST WHICH ARBITRATION AWARD/ COURT ORDER HAS BEEN PASSED														
1	Idle claim for compensation due to delay in commencement of work due to forest clearance. (Arbitration Ref-III)	Patel Engineering Ltd.	284495506	36081151		0	320578657	79344000	241232657		320578657		The claim was not accepted as there is no provision in the contract for compensation due to such delay, however, as per clause no 23 of GCC of the contract, provides for extension of time.	Arbitration awarded in favour of M/s PEL. NHPC had appealed against the award at District Court, Faridabad, which has been dismissed. Further appeal has been made at Hon'ble P&H High Court on 03.10.2013. The last hearing was held on 27.05.2015 and High Court has ordered NHPC to deposit the awarded amount by Tribunal with up to date interest. Accordingly the principle amount along with interest up to 31.05.2015 has been deposited in favour of District Court of Faridabad. The disbursement of amount to M/s PEL has not yet been decided. The date of next hearing at High Court was on 31.08.15. (Case Ref. No- FAO-4855-2013. The court has directed to appear before District Court and has expected that Additional District Judge shall decide the objection in accordance with law preferably within a period of four months from the date of receipt of certified copy of order. The next date of hearing is on 18.04.16. However, the deposited amount with High Court has been refunded by the court.
2	Change in classification of rock (Arbitration Ref-III)	Patel Engineering Ltd.	63199279	8015251			71214530	27020000	44194530		71214530		The claim was not accepted as there is no provision in the contract for compensation due to such delay, however, as per clause no 23 of GCC of the contract, provides for extension of time.	Arbitration awarded in favour of M/s PEL. NHPC had appealed against the award at District Court, Faridabad, which has been dismissed. Further appeal has been made at Hon'ble P&H High Court on 03.10.2013. The last hearing was held on 27.05.2015 and High Court has ordered NHPC to deposit the awarded amount by Tribunal with up to date interest. Accordingly the principle amount along with interest up to 31.05.2015 has been deposited in favour of District Court of Faridabad. The disbursement of amount to M/s PEL has not yet been decided. The date of next hearing at High Court was on 31.08.15. (Case Ref. No- FAO-4855-2013. The court has directed to appear before District Court and has expected that Additional District Judge shall decide the objection in accordance with law preferably within a period of four months from the date of receipt of certified copy of order. The next date of hearing is on 18.04.16. However, the deposited amount with High Court has been refunded by the court.



412



[Handwritten signature]

Sr. No.	Particulars	Name of Party/Work	Opening Amount as on 01.04.2015	Addition of claim during the period on account of new claims/update on old claims	Settlement during the period.	Claim Disallowed by Arbitrator/ Adjudicator/ Management	Closing balance as on 31.03.2016	Amount of claim where outflow is probable & reliable estimate can be made (Provision to be made in Books of A/CS)	Possible Outflow / No Reliable Estimate can be made (To be shown as Contingent Liability)	Amount of Claim where no Probability of outflow & Claim neither Recognised as Provision nor Disclosed as Contingent Liability	Total	Likely Reimbursement to be Made by Third Party	Reasons For Non-Acceptance	Present Status
1	2	3	4	5	6	7	(4+5-6-7)=8	9	10	11	(9+10+11)=12 (figure in column 8 & 12 must be equal)	13	14	15
3	Claim for compensation for disruption/stoppage of work for the period 27.01.07 to 28.01.07 & 25.05.07 (Arbitration Ref-III)	Patel Engineering Ltd.	8705286	1104048		0	9809334	3683773	6125561		9809334		The claim was not accepted as there is no provision in the contract for compensation due to such delay, however, as per clause no 23 of GCC of the contract, provides for extension of time.	Arbitration awarded in favour of M/s PEL. NHPC had appealed against the award at District Court, Faridabad, which has been dismissed. Further appeal has been made at Hon'ble P&H High Court on 03.10.2013. The last hearing was held on 27.05.2015 and High Court has ordered NHPC to deposit the awarded amount by Tribunal with up to date interest. Accordingly the principle amount along with interest up to 31.05.2015 has been deposited in favour of District Court of Faridabad. The disbursement of amount to M/s PEL has not yet been decided. The date of next hearing at High Court was on 31.08.15. (Case Ref. No- FAO-4855-2013. The court has directed to appear before District Court and has expected that Additional District Judge shall decide the objection in accordance with law preferably within a period of four months from the date of receipt of certified copy of order. The next date of hearing is on 18.04.16. However, the deposited amount with High Court has been refunded by the court.



413

Sr. No.	Particulars	Name of Party/Work	Opening Amount as on 01.04.2015	Addition of claim during the period on account of new claims/update on old claims	Settlement during the period	Claim Disallowed by Arbitrator/ Adjudicator/ Management	Closing balance as on 31.03.2016 (4+5-6-7)=8	Amount of claim where outflow is probable & reliable estimate can be made (Provision to be made in Books of A/CS)	Possible Outflow / No Reliable Estimate can be made (To be shown as Contingent Liability)	Amount of Claim where no Probability of outflow & Claim neither Recognised as Provision nor Disclosed as Contingent Liability	Total (9+10+11)=12 (figure in column 8 & 12 must be equal)	Likely Reimbursement to be Made by Third Party	Reasons For Non-Acceptance	Present Status
1	2	3	4	5	6	7	(4+5-6-7)=8	9	10	11	(9+10+11)=12 (figure in column 8 & 12 must be equal)	13	14	15
4	Claim for compensation for disruption/stoppage of work for the period 17.02.08 to 29.02.08 (Arbitration Ref-III)	Patel Engineering Ltd.	158194128	20062975		0	178257103	69197149	109059954		178257103		The claim was not accepted as there is no provision in the contract for compensation due to such delay, however, as per clause no 23 of GCC of the contract, provides for extension of time.	Arbitration awarded in favour of M/s PEL. NHPC had appealed against the award at District Court, Faridabad, which has been dismissed. Further appeal has been made at Hon'ble P&H High Court on 03.10.2013. The last hearing was held on 27.05.2015 and High Court has ordered NHPC to deposit the awarded amount by Tribunal with up to date interest. Accordingly the principle amount along with interest up to 31.05.2015 has been deposited in favour of District Court of Faridabad. The disbursement of amount to M/s PEL has not yet been decided. The date of next hearing at High Court was on 31.08.15.(Case Ref. No- FAO-4855-2013. The court has directed to appear before District Court and has expected that Additional District Judge shall decide the objection in accordance with law preferably within a period of four months from the date of receipt of certified copy of order. The next date of hearing is on 18.04.16. However, the deposited amount with High Court has been refunded by the court.
5	Claim for compensation for stoppage of works for the period 22.11.07 (Arbitration Ref-III)	Patel Engineering Ltd.	5422997	687772		0	6110769	2372123	3738646		6110769		The claim was not accepted as there is no provision in the contract for compensation due to such delay, however, as per clause no 23 of GCC of the contract, provides for extension of time.	Arbitration awarded in favour of M/s PEL. NHPC had appealed against the award at District Court, Faridabad, which has been dismissed. Further appeal has been made at Hon'ble P&H High Court on 03.10.2013. The last hearing was held on 27.05.2015 and High Court has ordered NHPC to deposit the awarded amount by Tribunal with up to date interest. Accordingly the principle amount along with interest up to 31.05.2015 has been deposited in favour of District Court of Faridabad. The disbursement of amount to M/s PEL has not yet been decided. The date of next hearing at High Court was on 31.08.15.(Case Ref. No- FAO-4855-2013. The court has directed to appear before District Court and has expected that Additional District Judge shall decide the objection in accordance with law preferably within a period of four months from the date of receipt of certified copy of order. The next date of hearing is on 18.04.16. However, the deposited amount with High Court has been refunded by the court.



Sr. No.	Particulars	Name of Party/Work	Opening Amount as on 01.04.2015	Addition of claim during the period on account of new claims/update on old claims	Settlement during the period	Claim Disallowed by Arbitrator/ Adjudicator/ Management	Closing balance as on 31.03.2016	Amount of claim where outflow is probable & reliable estimate can be made (Provision to be made in Books of A/CS)	Possible Outflow / No Reliable Estimate can be made (To be shown as Contingent Liability)	Amount of Claim where no Probability of outflow & Claim neither Recognised as Provision nor Disclosed as Contingent Liability	Total	Likely Reimbursement to be Made by Third Party	Reasons For Non-Acceptance	Present Status
1	2	3	4	5	6	7	(4+5-6-7)=8	9	10	11	(9+10+11)=12 (figure in column 8 & 12 must be equal)	13	14	15
6	Claim for rate revision for item no. A2.3 & B 2.2 (Arbitration Ref-I)	Patel Engineering Ltd.	1072727845	136048741			1208776586	563437503	645339083		1208776586		The claim was not accepted as there is no provision in the contract for revision of rate of such items not forming 2% of the contract sum and also variation being more than 25% as per SCC Clause 4.3.	Claim for 41.63 Crores was awarded by Arbitrator in favour of the Contractor along with interest @ 12 %. The district court Faridabad delivered judgement against NHPC. The award had not been accepted by NHPC in totality and review petition has been filed at District Court Faridabad. The Faridabad District court rejected the review petition. There after NHPC filed an appeal in Punjab & Haryana High Court at Chandigarh. The Hon'ble High Court issue stay order against arbitration award. However, the respondent M/s PEL has filed the reply before the Hon'ble court. The case is now under argument stage. The last date of hearing was 16.10.2014. On last date of hearing on 20.03.2015 (Case Ref. No-FAO-3126-2012(O &M), the higher court has directed lower court to proceed the execution on merit. Last date of hearing was on 26.10.2015. On this hearing the Hon'ble court has quashed the award dated 26.08.2009 and order dated 26.10.2009 passed by the Arbitration Tribunal. M/s PEL has filed review petition at high court of Chandigarh. Next date of hearing is 06.05.2016
			624420791	79421066			703841857	248378383	455463474		703841857			The Claim shall be resolved on the basis of out come of decisions of the Hon'ble court as above.
	SUB TOTAL		2217165832	281421004	0	0	2498586836	993432931	1505153906	0	2498586836	0		



Handwritten signature or mark.



415

Sr. No.	Particulars	Name of Party/Work	Opening Amount as on 01.04.2015	Addition of claim during the period on account of new claims/update on old claims	Settlement during the period	Claim Disallowed by Arbitrator/ Adjudicator/ Management	Closing balance as on 31.03.2016	Amount of claim where outflow is probable & reliable estimate can be made (Provision to be made in Books of A/CS)	Possible Outflow / No Reliable Estimate can be made (To be shown as Contingent Liability)	Amount of Claim where no Probability of outflow & Claim neither Recognised as Provision nor Disclosed as Contingent Liability	Total	Likely Reimbursement to be Made by Third Party	Reasons For Non-Acceptance	Present Status
1	2	3	4	5	6	7	(4+5-6-7)=8	9	10	11	(9+10-11)=12 (figure in column 8 & 12 must be equal)	13	14	15
b)	CASES UNDER ARBITRATION/ADJUDICATION.													
7	Idle claim due to flood from 27.07.2007 to 31.10.2007 (Arbitration Ref-IV)	Patel Engineering Ltd.	388534484				388534484		388534484		388534484		The claim was not accepted as there is no provision in the contract for compensation due to such delay, however there is only provision for time extension in clause no 23(Time Extension) of the contract.	The subject Claim has been rejected by the Management Vide Letter No-NH/TLDPs/GM/53H/1378 Dated : 18.02.2012 .Contractor has invoked the arbitration clause and Arbitration proceedings has been started. The last hearing of Arbitral was held on 11/12.05.2015.The case is under Arbitration
8	Claim for compensation for disruption/stoppage of work for the period 07.06.08, 09.06.08 to 11.06.08 & 16.06.08 to 22.06.08 (Arbitration Ref-IV)	Patel Engineering Ltd.	30911968				30911968		30911968		30911968		The claim was not accepted as there is no provision in the contract for compensation due to such delay, however there is only provision for time extension in clause no 23(Time Extension) of the contract.	The subject Claim has been rejected by the Management Vide Letter No-NH/TLDPs/GM/53H/1378 Dated : 18.02.2012 .Contractor has invoked the arbitration clause and Arbitration proceedings has been started. The last hearing of Arbitral was held on 11/12.05.2015.The case is under Arbitration
9	Claim for compensation for disruption/stoppage of work for the period 07.07.08 to 10.07.08 & 11.07.08 to 20.07.08 (Arbitration Ref-IV)	Patel Engineering Ltd.	46798204				46798204		46798204		46798204		The claim was not accepted as there is no provision in the contract for compensation due to such delay, however there is only provision for time extension in clause no 23(Time Extension) of the contract.	The subject Claim has been rejected by the Management Vide Letter No-NH/TLDPs/GM/53H/1378 Dated : 18.02.2012 .Contractor has invoked the arbitration clause and Arbitration proceedings has been started. The last hearing of Arbitral was held on 11/12.05.2015.The case is under Arbitration



4/16

Q

Sr. No.	Particulars	Name of Party/Work	Opening Amount as on 01.04.2015	Addition of claim during the period on account of new claims/updates on of old claims	Settlement during the period	Claim Disallowed by Arbitrator/ Adjudicator/ Management	Closing balance as on 31.03.2016	Amount of claim where outflow is probable & reliable estimate can be made (Provision to be made in Books of A/CS)	Possible Outflow / No Reliable Estimate can be made (To be shown as Contingent Liability)	Amount of Claim where no Probability of outflow & Claim neither Recognised as Provision nor Disclosed as Contingent Liability	Total	Likely Reimbursement to be Made by Third Party	Reasons For Non-Acceptance	Present Status
1	2	3	4	5	6	7	(4+5-6-7)=8	9	10	11	(9+10-11)=12 (figure in column 8 & 12 must be equal)	13	14	15
10	Claim for compensation for disruption/stoppage of work for the period 18.08.08 to 22.08.08 (Arbitration Ref-IV)	Patel Engineering Ltd.	26088522				26088522		26088522		26088522		The claim was not accepted as there is no provision in the contract for compensation due to such delay, however there is only provision for time extension in clause no 23(Time Extension) of the contract.	The subject Calim has been rejected by the Management Vide Letter No-NH/TLDPs/GM/53H/1378 Dated : 18.02.2012 .Contractor has invoked the arbitration clause and Arbitration proceedings has been started. The last hearing of Arbitral was held on 11/12.05.2015.The case is under Arbitration
11	Claim under 'Excepted Risks' for idling of our establishment, manpower and Plant & equipments/machinery from 08.12.08 to 20.01.09 due to the strike called by the political party GJMM (Arbitration Ref-IV)	Patel Engineering Ltd.	194125599				194125599		194125599		194125599		The claim was not accepted as there is no provision in the contract for compensation due to such delay, however there is only provision for time extension in clause no 23(Time Extension) of the contract.	The subject Calim has been rejected by the Management Vide Letter No-NH/TLDPs/GM/53H/1378 Dated : 18.02.2012 .Contractor has invoked the arbitration clause and Arbitration proceedings has been started. The last hearing of Arbitral was held on 11/12.05.2015.The case is under Arbitration.
12	Claim for compensation for disruption/stoppage of work for the period 14.12.2009 (1 days) (Arbitration Ref-IV)	Patel Engineering Ltd.	2350013				2350013		2350013		2350013		The claim was not accepted as there is no provision in the contract for compensation due to such delay, however there is only provision for time extension in clause no 23(Time Extension) of the contract.	The subject Calim has been rejected by the Management Vide Letter No-NH/TLDPs/GM/53H/1378 Dated : 18.02.2012 .Contractor has invoked the arbitration clause and Arbitration proceedings has been started. The last hearing of Arbitral was held on 02.06.2015 .The Contractor has submitted the Statement of Claim(SOC) and also NHPC has submitted the Statement of Defence(SOD). Framing of issues has also been completed. The case is under Arbitration.




a

Sr. No.	Particulars	Name of Party/Work	Opening Amount as on 01.04.2015	Addition of claim during the period on account of new claims/updati on of old claims	Settlement during the period	Claim Disallowed by Arbitrator/ Adjudicator/ Management	Closing balance as on 31.03.2016	Amount of claim where outflow is probable & reliable estimate can be made (Provision to be made in Books of A/CS)	Possible Outflow / No Reliable Estimate can be made (To be shown as Contingent Liability)	Amount of Claim where no Probability of outflow & Claim neither Recognised as Provision nor Disclosed as Contingent Liability	Total	Likely Reimbursemen t to be Made by Third Party	Reasons For Non-Acceptance	Present Status
1	2	3	4	5	6	7	(4+5-6-7)=8	9	10	11	(9+10-11)=12 (figure in cloumn 8 & 12 must be equal)	13	14	15
13	Claim for compensation for disruption/stoppage of work for the period 27.10.2009 to 22.11.2009(27 days) (Arbitration Ref-V)	Patel Engineering Ltd.	96948825				96948825		96948825		96948825		The claim was not accepted as there is no provision in the contract for compensation due to such delay, however there is only provision for time extension in clause no 23(Time Extension) of the contract.	The first standing Committee was constituted on 28.05.2011.On transfer of one committee member Chief(Fin), the Committee was reconstituted on 26.04.2012. Further due to ammendmentment of Delegation of Power(DOP) the Committee again reconstituted on 29.09.2012. The Standing Committee reviewed the claim and found the claim contractually not tenable and Committee of Directors rejected the claim. It has been conveyed to the Contractor vide letter No.NH/TLD-III/ PS/ CE(I/C)53E/ 2014/ 3410 dated 24.02.2014.Further contractor had requested for amicable settlement.But the Management has again rejected the claim and intimated to the Contractor Vide Letter No- Dated : In turn contractor has invoked arbitration.The Arbitration proceedings started. The last hearing of Arbitral was held on 02.06.2015 .The Contractor has submitted the Statement of Claim(SOC) and also NHPC has submitted the Statement of Defence(SOD). Framing of issues has also been completed. NHPC has filed application u/s 16, whose argument has been completed. Argument is in final stage. Last two date of hearing is 09.05.16 and 18.05.16.
14	Claim for idling of establishment, manpower & plant & machinery from 12.01 2011 to 15.01.2011, 18.01.2011 to 24.01.2011 & 09.02.2011 to 18.02.2011 due to strike called by political party GJMM (Arbitration Ref-V)	Patel Engineering Ltd.	66823363				66823363		66823363		66823363		Acceptance of the claim is beyond the powers of the project and case is to be decided by C.O. level Committee.	The Standing Committee has recommended that the Claim is not tenable under contractual provision and the case file has been put up to higher authority for acceptance.Competent Authority has accepted the rejection and accordingly rejection is being communicated to the M/s PEL. In turn Contractor has requested ton settle the claim amicably and Project has moved the case file to higher authority for amicable settlement. After examination by Competent Authority, the claim has been rejected and intimated to contractor vide letter no NH/TLDPs/53E/2537 Dated : 08.02.2013 . In turn contractor has invoked arbitration.The Arbitration proceedings started. The last hearing of Arbitral was held on 02.06.2015 .The Contractor has submitted the Statement of Claim(SOC) and also NHPC has submitted the Statement of Defence(SOD). Framing of issues has also been completed. NHPC has filed application u/s 16, whose argument has been completed. Argument is in final stage. Last two date of hearing is 09.05.16 and 18.05.16.



418



Handwritten signature or initials

Sr. No.	Particulars	Name of Party/Work	Opening Amount as on 01.04.2015	Addition of claim during the period on account of new claims/update of old claims	Settlement during the period	Claim Disallowed by Arbitrator/ Adjudicator/ Management	Closing balance as on 31.03.2016	Amount of claim where outflow is probable & reliable estimate can be made (Provision to be made in Books of A/CS)	Possible Outflow / No Reliable Estimate can be made (To be shown as Contingent Liability)	Amount of Claim where no Probability of outflow & Claim neither Recognised as Provision nor Disclosed as Contingent Liability	Total	Likely Reimbursement to be Made by Third Party	Reasons For Non-Acceptance	Present Status
1	2	3	4	5	6	7	(4+5-6-7)=8	9	10	11	(9+10-11)=12 (figure in column 8 & 12 must be equal)	13	14	15
15	Claim for compensation for disruption/stoppage of work for the period 14.07.2009 to 27.07.2009(14 days) (Arbitration Ref-V)	Patel Engineering Ltd.	66676009				66676009	66676009	66676009	66676009	66676009		The claim was not accepted as there is no provision in the contract for compensation due to such delay, however, as per clause no 23 of GCC of the contract, provides for extension of time.	The claim of the contractor has not been accepted and accordingly, rejection is being communicated to the agency/Contractor. In turn Contractor has requested for amicable settlement and Project has moved the case file to higher authority for amicable settlement. After examination by Competent Authority, the claim has been rejected & intimated to contractor vide letter no. NH/TLDPs/GM/53E/2012/2086 dtd: 20.09.2012. In turn contractor has invoked arbitration. The Arbitration proceedings started. The last hearing of Arbitral was held on 02.06.2015. The Contractor has submitted the Statement of Claim(SOC) and also NHPC has submitted the Statement of Defence(SOD). Framing of issues has also been completed. Argument is in final stage. Last two date of hearing is 09.05.16 and 18.05.16.
16	Claim for idling of manpower & plant & machinery from 10.05.2010 to 19.07.2010 (Arbitration Ref-V)	Patel Engineering Ltd.	175477444				175477444	175477444	175477444	175477444	175477444		The claim was not accepted as there is no provision in the contract for compensation due to such delay, however there is only provision for time extension in clause no 23(Time Extension) of the contract.	The claim has not been accepted by NHPC and accordingly rejection is being communicated to the agency/Contractor. In turn Contractor has requested to settle the claim amicably and Project has moved the case file to higher authority for amicable settlement. After examination by Competent Authority, the claim has been rejected & intimated to contractor vide letter no. NH/TLDPs/GM/53E/2012/2085 dtd: 20.09.2012. In turn contractor has invoked arbitration. The Arbitration proceedings started. The last hearing of Arbitral was held on 02.06.2015. The Contractor has submitted the Statement of Claim(SOC) and also NHPC has submitted the Statement of Defence(SOD). Framing of issues has also been completed. Argument is in final stage. Last two date of hearing is 09.05.16 and 18.05.16.
17	Reimbursement of interest on interest free restoration advance. (Arbitration Ref-V)	Patel Engineering Ltd.	21346900				21346900	21346900	21346900	21346900	21346900		The claim was not accepted as the Contractor has not fulfilled the Purpose of restoration Advance.	The contractor was intimated about non-tenability of the reimbursement vide letter no. 100/213/40.01/2286 dt. 26.07.2013. In turn the Contractor has invoked Arbitration. The Arbitration proceedings started. The last hearing of Arbitral was held on 02.06.2015. The Contractor has submitted the Statement of Claim(SOC) and also NHPC has submitted the Statement of Defence(SOD). Framing of issues has also been completed. Argument is in final stage. Last two date of hearing is 09.05.16 and 18.05.16.



419




(Handwritten signature)

Sr. No.	Particulars	Name of Party/Work	Opening Amount as on 01.04.2015	Addition of claim during the period on account of new claims/updati on of old claims	Settlement during the period	Claim Disallowed by Arbitrator/ Adjudicator/ Management	Closing balance as on 31.03.2016 (4+5-6-7)=8	Amount of claim where outflow is probable & reliable estimate can be made (Provision to be made in Books of A/CS)	Possible Outflow / No Reliable Estimate can be made (To be shown as Contingent Liability)	Amount of Claim where no Probability of outflow & Claim neither Recognised as Provision nor Disclosed as Contingent Liability	Total (9+10+11)=12 (figure in column 8 & 12 must be equal)	Likely Reimbursemen t to be Made by Third Party	Reasons For Non-Acceptance	Present Status
18	Claim on account of 17 Nos. extra items. (Arbitration Ref-V)	Patel Engineering Ltd.	11092119				11092119		11092119		11092119		The claim was not accepted as the Contractor is demanding beyond the approved rate for extra items.	Standing Committee has been constituted for review of rates of the extra items and the issue is presently under examination/deliberation by standing committee. But the Contractor has invoked Arbitration . The Arbitration proceedings started. The last hearing of Arbitral was held on 02.06.2015. The Contractor has submitted the Statement of Claim(SOC) and also NHPC has submitted the Statement of Defence(SOD). Framing of issues has also been completed. Argument is in final stage. Last two date of hearing is 09.05.16 and 18.05.16.
19	Balance amount towards extra items executed at different locations. (Arbitration Ref-VI)	Patel Engineering Ltd.	310224000				310224000		310224000		310224000		The claim was not accepted as the Contractor is demanding beyond the approved rate for extra items.	The Contractor has invoked Arbitration directly . The Arbitration proceedings started 1st meeting was held on 20.01.2015. The contractor has submitted SOC and NHPC is in process of submission of SOD which is under finalisation at CO. NHPC has filed an application u/s 16. Argument u/s 16 is started. Next date of hearing is 11.05.16.
20	Balance amount towards extra items not considered and paid at BOQ rate by NHPC. (Arbitration Ref-VI)	Patel Engineering Ltd.	100277000				100277000		100277000		100277000		The treatment of these items as extra items has not been accepted by NHPC	The Contractor has invoked Arbitration directly . The Arbitration proceedings started 1st meeting was held on 20.01.2015. The contractor has submitted SOC and NHPC is in process of submission of SOD which is under finalisation at CO. NHPC has filed an application u/s 16. Argument u/s 16 is started. Next date of hearing is 11.05.16.
21	Payment of difference in quantity not considered for payment by NHPC. (Arbitration Ref-VI)	Patel Engineering Ltd.	42962000				42962000		42962000		42962000		The claim pertain to various analogous/extra items but the NHPC has not considered the quantity for measurement. For few items, the claim was not accepted as the Contractor is demanding beyond the approved rate for extra items.	The Contractor has invoked Arbitration directly . The Arbitration proceedings started 1st meeting was held on 20.01.2015. The contractor has submitted SOC and NHPC is in process of submission of SOD which is under finalisation at CO. NHPC has filed an application u/s 16. Argument u/s 16 is started. Next date of hearing is 11.05.16.



420



Handwritten mark/signature.

Sr. No.	Particulars	Name of Party/Work	Opening Amount as on 01.04.2015	Addition of claim during the period on account of new claims/update on old claims	Settlement during the period	Claim Disallowed by Arbitrator/ Adjudicator/ Management	Closing balance as on 31.03.2016 (4+5-6-7)=8	Amount of claim where outflow is probable & reliable estimate can be made (Provision to be made in Books of A/CS)	Possible Outflow / No Reliable Estimate can be made (To be shown as Contingent Liability)	Amount of Claim where no Probability of outflow & Claim neither Recognised as Provision nor Disclosed as Contingent Liability	Total (9+10+11)=12 (figure in column 8 & 12 must be equal)	Likely Reimbursement to be Made by Third Party	Reasons For Non-Acceptance	Present Status
22	Amount not paid for concrete lining work (coffer dyke) executed before flood of 26.05.2009. (Arbitration Ref-VI)	Patel Engineering Ltd.	2160000				2160000		2160000		2160000		It is for loss/redo of 2007/2008 flood, which to be claimed from insurance and the same has already intimated vide letter No. NH/TLD-III/CE(I/C)/2014/3742 dt. 27.08.2014.	The Contractor has invoked Arbitration directly. The Arbitration proceedings started. 1st meeting was held on 20.01.2015. The contractor has submitted SOC and NHPC is in process of submission of SOD which is under finalisation at CO. NHPC has filed an application u/s 16. Argument u/s 16 is started. Next date of hearing is 11.05.16.
23	Amount not paid for Rock Anchors. (Arbitration Ref-VI)	Patel Engineering Ltd.	135000				135000		135000		135000		The claim was not accepted as it has been regularised and same has been intimated to the contractor vide letter No. NH/TLD-III/CE(I/C)/2014/3742 dt. 27.08.2014.	The claim was not referred for deliberation by Standing Committee. The Contractor has invoked Arbitration directly. The Arbitration proceedings started. 1st meeting was held on 19.01.2015. The contractor has submitted SOC and NHPC is in process of submission of SOD which is under finalisation at CO. NHPC has filed an application u/s 16. Argument u/s 16 is started. Next date of hearing is 11.05.16.
24	Release of outstanding payment against grouted anchors. (Arbitration Ref-VI)	Patel Engineering Ltd.	649000				649000		649000		649000		The claim was not accepted as it has been regularised and same has been intimated to the contractor vide letter No. NH/TLD-III/CE(I/C)/2014/3742 dt. 27.08.2014.	The claim was not referred for deliberation by Standing Committee. The Contractor has invoked Arbitration directly. The Arbitration proceedings started. 1st meeting was held on 19.01.2015. The contractor has submitted SOC and NHPC is in process of submission of SOD which is under finalisation at CO. NHPC has filed an application u/s 16. Argument u/s 16 is started. Next date of hearing is 11.05.16.

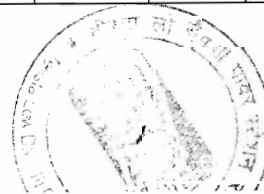


Handwritten signature or mark.

Sr. No.	Particulars	Name of Party/Work	Opening Amount as on 01.04.2015	Addition of claim during the period on account of new claims/update of old claims	Settlement during the period	Claim Disallowed by Arbitrator/ Adjudicator/ Management	Closing balance as on 31.03.2016	Amount of claim where outflow is probable & reliable estimate can be made (Provision to be made in Books of A/CS)	Possible Outflow / No Reliable Estimate can be made (To be shown as Contingent Liability)	Amount of Claim where no Probability of outflow & Claim neither Recognised as Provision nor Disclosed as Contingent Liability	Total	Likely Reimbursement to be Made by Third Party	Reasons For Non-Acceptance	Present Status
1	2	3	4	5	6	7	(4+5-6-7)=8	9	10	11	(8+10-11)=12 (figure in column 8 & 12 must be equal)	13	14	15
25	Payment of difference in claimed rate and paid rate for deformed reinforcing bars. (Arbitration Ref-VI)	Patel Engineering Ltd.	470024000				470024000		470024000		470024000		The quantity claimed is to be reviewed with respect to the use of laps instead of coupler for 32mm dia and above, and the same has been intimated to the contractor vide letter No. NH/TLD-III/CE(I/C)/2014/3742 dt. 27.08.2014.	The claim was not referred for deliberation by Standing Committee. The Contractor has invoked Arbitration directly. The Arbitration proceedings started 1st meeting was held on 19.01.2015. The contractor has submitted SOC and NHPC is in process of submission of SOD which is under finalisation at CO. NHPC has filed an application u/s 16. Argument u/s 16 is started. Next date of hearing is 11.05.16.
26	Additional expenditure for fixing of bundle reinforcement. (Arbitration Ref-VI)	Patel Engineering Ltd.	73017217				73017217		73017217		73017217		The claim was rejected vide letter no. NH/TLD-III/CE(I/C)/3807 dt. 28.10.2014 after deliberation/recommendation by Standing Committee.	The Contractor has invoked Arbitration directly. The Arbitration proceedings started 1st meeting was held on 19.01.2015. The contractor has submitted SOC and NHPC is in process of submission of SOD which is under finalisation at CO. NHPC has filed an application u/s 16. Argument u/s 16 is started. Next date of hearing is 11.05.16.
27	Construction of access road towards the quarry Riyang Khola. (Arbitration Ref-VI)	Patel Engineering Ltd.	16064959				16064959		16064959		16064959		The claim was rejected vide letter no. NH/TLD-III/CE(I/C)/3807 dt. 28.10.2014 after deliberation/recommendation by Standing Committee.	The Contractor has invoked Arbitration directly. The Arbitration proceedings started 1st meeting was held on 19.01.2015. The contractor has submitted SOC and NHPC is in process of submission of SOD which is under finalisation at CO. NHPC has filed an application u/s 16. Argument u/s 16 is started. Next date of hearing is 11.05.16.
28	Additional Expenditure for TRC retaining wall. (Arbitration Ref-VI)	Patel Engineering Ltd.	3060188				3060188		3060188		3060188		The claim was rejected vide letter no. NH/TLD-III/CE(I/C)/3807 dt. 28.10.2014 after deliberation/recommendation by Standing Committee.	The Contractor has invoked Arbitration directly. The Arbitration proceedings started 1st meeting was held on 19.01.2015. The contractor has submitted SOC and NHPC is in process of submission of SOD which is under finalisation at CO. NHPC has filed an application u/s 16. Argument u/s 16 is started. Next date of hearing is 11.05.16.
29	Repair (Maintain) of main access road from 20th June 2005 to 30th June 2005 due to land slide and sinking. (Arbitration Ref-VI)	Patel Engineering Ltd.	11868949				11868949		11868949		11868949		The claim was rejected vide letter no. NH/TLD-III/CE(I/C)/3807 dt. 28.10.2014 after deliberation/recommendation by Standing Committee.	The Contractor has invoked Arbitration directly. The Arbitration proceedings started 1st meeting was held on 19.01.2015. The contractor has submitted SOC and NHPC is in process of submission of SOD which is under finalisation at CO. NHPC has filed an application u/s 16. Argument u/s 16 is started. Next date of hearing is 11.05.16.



422




Q

Sr. No.	Particulars	Name of Party/Work	Opening Amount as on 01.04.2015	Addition of claim during the period on account of new claims/updati on of old claims	Settlement during the period	Claim Disallowed by Arbitrator/ Adjudicator/ Management	Closing balance as on 31.03.2016	Amount of claim where outflow is probable & reliable estimate can be made (Provision to be made in Books of A/CS)	Possible Outflow / No Reliable Estimate can be made (To be shown as Contingent Liability)	Amount of Claim where no Probability of outflow & Claim neither Recognised as Provision nor Disclosed as Contingent Liability	Total	Likely Reimbursement to be Made by Third Party	Reasons For Non-Acceptance	Present Status
1	2	3	4	5	6	7	(4+5-6-7)=8	9	10	11	(9+10-11)=12 (figure in column 8 & 12 must be equal)	13	14	15
30	Additional expenditure for concreting works at Service Bay from EL 164.0 M to 196.95 M. (Arbitration Ref-VI)	Patel Engineering Ltd.	10681013				10681013		10681013		10681013		The claim was rejected vide letter no. NH/TL-D-III/CE(I/C)/3807 dt. 28.10.2014 after deliberation/recommendation by Standing Committee.	The Contractor has invoked Arbitration directly . The Arbitration proceedings started 1st meeting was held on 19.01.2015. The contractor has submitted SOC and NHPC is in process of submission of SOD which is under finalisation at CO. NHPC has filed an application u/s 16. Argument u/s 16 is started. Next date of hearing is 11.05.16.
31	Additional expenditure for concreting works at Control Block from EL 169.0m to EL 197.0m . (Arbitration Ref-VI)	Patel Engineering Ltd.	7322746				7322746		7322746		7322746		The claim was rejected vide letter no. NH/TL-D-III/CE(I/C)/3807 dt. 28.10.2014 after deliberation/recommendation by Standing Committee.	The Contractor has invoked Arbitration directly . The Arbitration proceedings started 1st meeting was held on 19.01.2015. The contractor has submitted SOC and NHPC is in process of submission of SOD which is under finalisation at CO. NHPC has filed an application u/s 16. Argument u/s 16 is started. Next date of hearing is 11.05.16.
32	Additional expenditure for fixing of framework and placing of concrete at barrage piers due to bundle reinforcement. (Arbitration Ref-VI)	Patel Engineering Ltd.	22392832				22392832		22392832		22392832		It is for loss/redo of 2007/2008 flood, which to be claimed from Insurance and the same has already intimated vide letter No. NH/TL-D-III/CE(I/C)/2014/3742 dt. 27.08.2014.	The Contractor has invoked Arbitration directly . The Arbitration proceedings started 1st meeting was held on 19.01.2015. The contractor has submitted SOC and NHPC is in process of submission of SOD which is under finalisation at CO. NHPC has filed an application u/s 16. Argument u/s 16 is started. Next date of hearing is 11.05.16.
33	Additional expenditure for fixing of framework, placing of concrete and fixing of reinforcement steel at Trunion beam. (Arbitration Ref-VI)	Patel Engineering Ltd.	6149647				6149647		6149647		6149647		The claim was rejected vide letter no. NH/TL-D-III/CE(I/C)/3807 dt. 28.10.2014 after deliberation/recommendation by Standing Committee.	The Contractor has invoked Arbitration directly . The Arbitration proceedings started 1st meeting was held on 19.01.2015. The contractor has submitted SOC and NHPC is in process of submission of SOD which is under finalisation at CO. NHPC has filed an application u/s 16. Argument u/s 16 is started. Next date of hearing is 11.05.16.
34	Claim for resource idling for the period 10.05.2010 to 19.07.2010 due to bandh called by GJMM.	M/S TEXMACO Rail & Engineering Ltd.	9132389				9132389		9132389		9132389		The subject claim is inadmissible/untenable under GCC clause 35 of the contract.	The Management has rejected the claim vide Letter No-NH/TLDP-III/58A/2012/1401 Dated 02.03.2012. The subject claim was under Adjudication. The Adjudicator Rachel Chatterjee IAS(Retired) delivered her Judgement that no payment is admissible to Texmaco under provision of the contract. Hence, the claim of the contractor is rejected by the Adjudicator. Further the contractor has invoked arbitration proceeding on 15.01.2014. Arbitration proceedings are under progress. Cross examination held on 28.05.2015 and 10.07.2015 and 30.11.2015. The last cross examination held on 07.03.2016. The final argument will be on 9th and 10th May 2016

Sr. No.	Particulars	Name of Party/Work	Opening Amount as on 01.04.2015	Addition of claim during the period on account of new claims/update on of old claims	Settlement during the period	Claim Disallowed by Arbitrator/ Adjudicator/ Management	Closing balance as on 31.03.2016	Amount of claim where outflow is probable & reliable estimate can be made (Provision to be made in Books of A/CS)	Possible Outflow / No Reliable Estimate can be made (To be shown as Contingent Liability)	Amount of Claim where no Probability of outflow & Claim neither Recognised as Provision nor Disclosed as Contingent Liability	Total	Likely Reimbursement to be Made by Third Party	Reasons For Non-Acceptance	Present Status
1	2	3	4	5	6	7	(4+5-6-7)=8	9	10	11	(9+10+11)=12 (figure in column 8 & 12 must be equal)	13	14	15
35	Claim for resource idling for the period January ,2008 to December,2009 due to bandh called by GJMM.	M/S TEXMACO Rail & Engineering Ltd.	18347397				18347397		18347397		18347397		The subject claim is inadmissible/untenable under GCC clause 35 of the contract.	The Management has rejected the claim vide Letter No-NH/TLDP-III/58A/2012/1401 Dated 02.03.2012. The subject claim was under Adjudication. The Adjudicator Rachel Chatterjee IAS(Retired) delivered her Judgement that no payment is admissible to Texmaco under provision of the contract. Hence, the claim of the contractor is rejected by the Adjudicator. Further the contractor has invoked arbitration proceeding on 15.01.2014. Arbitration proceedings are under progress. Cross examination held on 28.05.2015 and 10.07.2015 and 30.11.2015. The last cross examination held on 07.03.2016. The final argument will be on 9th and 10th May 2016
36	Claim for resource idling due to bandh called by GJMM.	M/S TEXMACO Rail & Engineering Ltd.	2495334				2495334		2495334		2495334		There is no mechanism to accept the claim in the contract agreement. The claim shall be accepted by competent authority as per policy after examination of Standing Committee	The Management has rejected the claim vide Letter No-NH/TLDP-III/58A/2012/1401 Dated 02.03.2012. The subject claim was under Adjudication. The Adjudicator Rachel Chatterjee IAS(Retired) delivered her Judgement that no payment is admissible to Texmaco under provision of the contract. Hence, the claim of the contractor is rejected by the Adjudicator. Further the contractor has invoked arbitration proceeding on 15.01.2014. Arbitration proceedings are under progress. Cross examination held on 28.05.2015 and 10.07.2015 and 30.11.2015. The last cross examination held on 07.03.2016. The final argument will be on 9th and 10th May 2016
37	Claims for additional costs, losses and damages suffered on the contract of "Supply, Fabrication, Erection, Testing and Commissioning of Pressure Shaft/Penstock Liner for TLDP III"	M/s P & R Engineering	17518773				17518773	17518773	0		17518773		The claim is not tenable as there is no provision in the contract for compensation due to such delay, however there is only provision for time extension in clause no 23 of the contract.	The case was under adjudication .The adjudicator has recommended in favour of M/s P&R Engg. for Rs 168.02 lacs out of original claim Rs.377.27 Lacs with TDS and WCT to be paid as applicable on the actual basis. Provision of Rs.1,75,18,773 has been created in books of Accounts including Taxes & duties. Contractor has gone to arbitration for enforcement of decision of Adjudicator. The members Arbitration tribunal has given majority award about finality of decision of adjudicator but refuse to enforce award of adjudicated amount. NHPC has apply for setting aside of the award U/s 34 of A & C Act, 1996 on the ground of Jurisdiction of the Arbitration Tribunal before District Court of Darjeeling. The case has been admitted and notice has been issued to contractor. The next date of hearing is 19.11.2015. The next date of hearing is on 26.05.2016.
SUB TOTAL			2251655894	0	0	0	2251655894	17518773	2234137121		2251655894	0		
c)	CASES UNDER EXAMINATION BY THE MANAGEMENT													



424




Q

Sr. No.	Particulars	Name of Party/Work	Opening Amount as on 01.04.2015	Addition of claim during the period on account of new claims/updates of old claims	Settlement during the period	Claim Disallowed by Arbitrator/ Adjudicator/ Management	Closing balance as on 31.03.2016 (4+5-6-7)=8	Amount of claim where outflow is probable & reliable estimate can be made (Provision to be made in Books of A/CS)	Possible Outflow / No Reliable Estimate can be made (To be shown as Contingent Liability)	Amount of Claim where no Probability of outflow & Claim neither Recognised as Provision nor Disclosed as Contingent Liability	Total (9+10+11)=12 (figure in column 8 & 12 must be equal)	Likely Reimbursement to be Made by Third Party	Reasons For Non-Acceptance	Present Status
38	PVC Claim against 220KV XLPE CABLE with cable Sealing End(including changes due to port head yard changes)	ANDRIZ Hydro Private Ltd.	9592428				9592428	9592428			9592428		Being the new item due to port yard changes the original BOQ item no more exist hence PVC claim is not acceptable.	The claim was sent to ED Office Siliguri for onward submission to Contract E & M Division C.O. for clarification of tenability of the claim. The case file was returned from ED Office Siliguri with remark for review of the claim. Contractor has been asked vide letter no-NH/TLDO-III/GM/57/2668 dated :23.03.2013 to submit the relevant documents for justification of the claim . Contractor has submitted justification on 05.09.2013 which is under scrutiny. A committee has been constituted to examine the case vide office order no. NH/TLD-III PS/CE(I/C)2013/3178 Dt. 26.10.2013. However due to transfer of one of the committee member a new committee is being constituted for examination of the claim.
39	Cost Compensation claim pursuant to extension of completion period on account of extension of Bank Guarantee charges & insurance policies.	TEXMACO LTD.	20849633				20849633	6809645	14039988		20849633		There is no mechanism to accept the claim in the contract agreement. The claim shall be accepted by competent authority as per policy after examination of Standing Committee	The Standing Committee was constituted for evaluation of the Claim. The contractor has submitted relevant documents towards extension of insurance policies only. Accordingly the standing Committee has evaluated the claim against the extension of Insurance policies and recommended Rs. 68,09,645/- against claim of Rs.73,48,675./M/s Texmaco has been intimated vide Letter Dated :26.09.2014 and further on 18.11.2014 for submission of consolidated cost compensation proposal. Again letter has been issued on 15.06.2015 to submit consolidated cost compensation claim for time extension upto 16.06.2014. Again letter has been sent on 28.09.2015. The reply from M/s Texmaco Ltd. is awaited.
40	Differential Excise duty & Interest Claim for delayed payments	MILLINIUM CEMENT CO. PVT. LTD	6089314				6089314	6089314			6089314		No claim is acceptable/payable as payment is already released as per terms & conditions of the supply order..	The M/s Millinium Cement Co. Pvt. Ltd. has made a application to "The Chairperson, West BENGAL State Micro & Small Enterprise Facilitation Council, Kolkata for resolving the issue. The Director of Micro & Small Scale enterprises has served a notice vide Memo No-D/78/2014 Dated : 11.02.2014 for appearing before the council for conciliation and representative of the Power Station had attended the meeting. The next date of hearing has not yet been intimated to the Power Station.
SUB TOTAL			36531375	0	0	0	36531375	6809645	29721730	0	36531375			
SUB TOTAL- CAPITAL WORKS (A)			4505353101	281421004	0	0	4786774105	1017761349	3769012757	0	4786774105			



425



8

Sr. No.	Particulars	Name of Party/Work	Opening Amount as on 01.04.2015	Addition of claim during the period on account of new claims/update on of old claims	Settlement during the period	Claim Disallowed by Arbitrator/ Adjudicator/ Management	Closing balance as on 31.03.2016 (4+5-6-7)=8	Amount of claim where outflow is probable & reliable estimate can be made (Provision to be made in Books of A/CS)	Possible Outflow / No Reliable Estimate can be made (To be shown as Contingent Liability)	Amount of Claim where no Probability of outflow & Claim neither Recognised as Provision nor Disclosed as Contingent Liability	Total (9+10+11)=12 (figure in column 8 & 12 must be equal)	Likely Reimbursement to be Made by Third Party	Reasons For Non-Acceptance	Present Status
1	2	3	4	5	6	7	(4+5-6-7)=8	9	10	11	(9+10+11)=12 (figure in column 8 & 12 must be equal)	13	14	15
B.	LAND COMPENSATION CASES													
	SUB TOTAL- LAND COMPENSATION CASES (B)													
C	OTHER CASES													
	Disputed Sales Tax Demand													
41	Consumption Tax (2003-04)	A.C.S.T, WB Sales Tax Department	234503				234503	0	234503		234503		Taxation Tribunal declared imposition of consumption tax as ultra virus and consequential demands we set aside.	The west Bengal Taxation Tribunal, Kolkata had passed the judgement in favour of NHPC on the ground that imposition of Consumption Tax by the state is Ultra Virus and against Constitutional Law. The State has filed the revision case and stay of order before Hon'ble High Court, Calcutta against the judgement of the West Bengal Taxation Tribunal. NHPC is respondent in this case. Hence NHPC can not pursue at its own for enlistment of case which is pending for hearing.
42	Consumption Tax (2004-05)	A.C.S.T, WB Sales Tax Department	96951				96951	0	96951		96951		Taxation Tribunal declared imposition of consumption tax as ultra virus and consequential demands we set aside.	The west Bengal Taxation Tribunal, Kolkata had passed the judgement in favour of NHPC on the ground that imposition of Consumption Tax by the state is Ultra Virus and against Constitutional Law. The State has filed the revision case and stay of order before Hon'ble High Court, Calcutta against the judgement of the West Bengal Taxation Tribunal. NHPC is respondent in this case. Hence NHPC can not pursue at its own for enlistment of case which is pending for hearing.
43	Consumption Tax (2005-06)	A.C.S.T, WB Sales Tax Department	231925				231925	0	231925		231925		Taxation Tribunal declared imposition of consumption tax as ultra virus and consequential demands we set aside.	The west Bengal Taxation Tribunal, Kolkata had passed the judgement in favour of NHPC on the ground that imposition of Consumption Tax by the state is Ultra Virus and against Constitutional Law. The State has filed the revision case and stay of order before Hon'ble High Court, Calcutta against the judgement of the West Bengal Taxation Tribunal. NHPC is respondent in this case. Hence NHPC can not pursue at its own for enlistment of case which is pending for hearing.



Handwritten signature or initials.

Sr. No.	Particulars	Name of Party/Work	Opening Amount as on 01.04.2015	Addition of claim during the period on account of new claims/update on of old claims	Settlement during the period	Claim Disallowed by Arbitrator/ Adjudicator/ Management	Closing balance as on 31.03.2016 (4+5-6-7)=8	Amount of claim where outflow is probable & reliable estimate can be made (Provision to be made in Books of A/CS)	Possible Outflow / No Reliable Estimate can be made (To be shown as Contingent Liability)	Amount of Claim where no Probability of outflow & Claim neither Recognised as Provision nor Disclosed as Contingent Liability	Total (9+10-11)=12 (figure in column 8 & 12 must be equal)	Likely Reimbursement to be Made by Third Party	Reasons For Non-Acceptance	Present Status
47	Disputed Sales Tax Demand(2007-08)	A.C.S.T, WB Sales Tax Department	34811193				34811193	34811193	0		34811193		Material issued to contractor treated as Deemed sale which is not accepted.	Revision case no. RN-1002/ 2009 pending before the Hon'ble West Bengal Taxation Tribunal,Kolkata.Against the direction of the Hon,ble Tribunal on 15.02.2011, the State Government(Finance Department) so far did not file Affidavit-in-reply and therefore it is still pending. The Tribunal was pleased to grant stay of the appeal cases pending before the Sr. Joint Commissioner, Siliguri Circle in respect of assessment under sales tax and hence appeal are all abiding by the said order. The last hearing was fixed on 12.11.2014 which was attended by our empaneled advocate along with concerned officer. The next date of hearing has not yet been fixed.
48	Disputed Sales Tax Demand(2008-09)	A.C.S.T, WB Sales Tax Department	16660642				16660642	16660642	0		16660642		Material issued to contractor treated as Deemed sale which is not accepted.	Appeal case arising out of an order passed by the Joint Commissioner,Sales Tax, Siliguri Charge under sales tax Act for the assessment period 4 Q.E. 31.03.2009 is pending before the Sr. Joint Commissioner,Siliguri Circle.
49	Disputed Sales Tax Demand(2009-10)	A.C.S.T, WB Sales Tax Department	15922326				15922326	15922326	0		15922326		Material issued to contractor treated as Deemed sale which is not accepted.	Revision petition has been filed before West Bengal Appellate & Revisional Board, Kolkata. The date of hearing is not yet fixed.
50	Disputed Sales Tax Demand(2010-11)	A.C.S.T, WB Sales Tax Department	13545216				13545216	13545216	0		13545216		Material issued to contractor treated as Deemed sale which is not accepted.	Appeal case arising out of an order passed by the Joint Commissioner,Sales Tax, Siliguri Charge under sales tax Act for the assessment period 4 Q.E. 31.03.2011 is pending before the Sr. Joint Commissioner,Siliguri Circle.
51	Disputed Sales Tax Demand(2011-12)	Joint Commissioner Sales Tax, WB Sales Tax Department	21388081				21388081	21388081	0		21388081		Material issued to contractor treated as Deemed sale which is not accepted.	Appeal case arising out of an order passed by the Joint Commissioner,Sales Tax, Siliguri Charge under sales tax Act for the assessment period 4 Q.E. 31.03.2012 is pending before the Sr. Joint Commissioner,Siliguri Circle.
52	Disputed Sales Tax Demand(2012-13)	Joint Commissioner Sales Tax, WB Sales Tax Department	0	27350978			27350978	0	27350978		27350978		Tax imposed on Contractual Transfer Price and disallowance of ITC is not acceptable	Power station has filed review petition vide letter No. NHP/CLD-III PS/15-16/Camp Siliguri Dt. 26.08.2015 before Joint Commissioner of Sales Tax, Siliguri Charge. Date of hearing not yet been intimated.
SUB TOTAL- OTHER CASES (C)			168921203	27350978	0	0	196272181	168357824	27914357	0	196272181			
GRAND TOTAL (A+B+C)			4674274304	308771982	0	0	4983046286	1186119173	3796927144	0	4983046286			




वी. के. कर्ण / V. K. Karn
 महाप्रबन्धक / General Manager
 तीता लो डैम-III पावर स्टेशन, राप्ती



R

Sr. No.	Particulars	Name of Party/Work	Opening Amount as on 01.04.2015	Addition of claim during the period on account of new claims/updati on of old claims	Settlement during the period	Claim Disallowed by Arbitrator/ Adjudicator/ Management	Closing balance as on 31.03.2016 (4+5-6-7)=8	Amount of claim where outflow is probable & reliable estimate can be made (Provision to be made in Books of A/CS)	Possible Outflow / No Reliable Estimate can be made (To be shown as Contingent Liability)	Amount of Claim where no Probability of outflow & Claim neither Recognised as Provision nor Disclosed as Contingent Liability	Total (9+10-11)=12 (figure in column 8 & 12 must be equal)	Likely Reimbursemen t to be Made by Third Party	Reasons For Non-Acceptance	Present Status
44	Disputed Sales Tax Demand(2004-05)	A.C.S.T, WB Sales Tax Department	1735120				1735120	1735120	0		1735120		Material issued to contractor treated as Deemed sale which is not accepted.	Revision case no. RN-1002/ 2009 pending before the Hon'ble West Bengal Taxation Tribunal,Kolkata.Against the direction of the Hon,ble Tribunal on 15.02.2011, the State Government(Finance Department) so far did not file Affidavit-in-reply and therefore it is still pending. The Tribunal was pleased to grant stay of the appeal cases pending before the Sr. Joint Commissioner, Siliguri Circle in respect of assessment under sales tax and hence appeal are all abiding by the said order. The last hearing was fixed on 12.11.2014 which was attended by our empaneled advocate along with concerned officer. The next date of hearing has not yet been fixed.
45	Disputed Sales Tax Demand(2005-06)	A.C.S.T, WB Sales Tax Department	14382607				14382607	14382607	0		14382607		Material issued to contractor treated as Deemed sale which is not accepted.	Revision case no. RN-1002/ 2009 pending before the Hon'ble West Bengal Taxation Tribunal,Kolkata.Against the direction of the Hon,ble Tribunal on 15.02.2011, the State Government(Finance Department) so far did not file Affidavit-in-reply and therefore it is still pending. The Tribunal was pleased to grant stay of the appeal cases pending before the Sr. Joint Commissioner, Siliguri Circle in respect of assessment under sales tax and hence appeal are all abiding by the said order. The last hearing was fixed on 12.11.2014 which was attended by our empaneled advocate along with concerned officer. The next date of hearing has not yet been fixed.
46	Disputed Sales Tax Demand(2006-07)	A.C.S.T, WB Sales Tax Department	49912639				49912639	49912639	0		49912639		Material issued to contractor treated as Deemed sale which is not accepted.	Revision case no. RN-1002/ 2009 pending before the Hon'ble West Bengal Taxation Tribunal,Kolkata.Against the direction of the Hon,ble Tribunal on 15.02.2011, the State Government(Finance Department) so far did not file Affidavit-in-reply and therefore it is still pending. The Tribunal was pleased to grant stay of the appeal cases pending before the Sr. Joint Commissioner, Siliguri Circle in respect of assessment under sales tax and hence appeal are all abiding by the said order. The last hearing was fixed on 12.11.2014 which was attended by our empaneled advocate along with concerned officer. The next date of hearing has not yet been fixed.



ANNUAL ACCOUNTS



NHPC LIMITED

TEESTA LOW DAM III POWER STATION

RAMBI

FINANCIAL YEAR 2016-17



Management's Responsibility Statement for preparation of Director's Responsibility Statement

This is to certify that the Annual Accounts of **Teesta Low Dam III Power Station** for the financial year 2016-17 have been prepared keeping in view the provisions of section 134(3) of the Companies Act, 2013 relating to Director's Responsibility Statement i.e.,

- i) that in the preparation of the annual accounts, the applicable accounting standards had been followed along with proper explanation relating to material departures.
- ii) that the management has selected such accounting policies and applied them consistently and made judgments and estimates that are reasonable and prudent so as to give a true and fair view of the state of affairs of the company at the end of the financial year and of the profit and loss of the company for that period.
- iii) that the proper and sufficient care for the maintenance of adequate accounting records in accordance with the provisions of the Companies Act 2013 for safeguarding the assets of the company and for preventing and detecting fraud and other irregularities has been taken.
- iv) that the accounts are prepared on going concern basis.
- v) that management had laid down internal financial controls to be followed by the company and that such internal financial controls are adequate and were operating effectively.
- vi) that the management had devised proper systems to ensure compliance with the provisions of all applicable laws and that such systems were adequate and operating effectively.



(Debajit Chattopadhyay)

डी. चट्टोपाध्याय/D. Chattopadhyay
महोपनिवेशक/General Manager
तीस्ता लो डैम-III पावर स्टेशन, राम्बी
Teesta Low Dam-III Power Station, Rambhi



(Manoj Kumar Barnwal)

प्रबन्धक/Manager (F)
एन.एच.पी.सी. लि./N.H.P.C LTD.
टि०एल०डी० पी एम, रम्बी /TLD III PS, Rambhi
पो० रियांग, दार्जिलिंग-७३४३२९
P.O. Reang, Darjeeling (W.B.) 734321

Place: Siliguri.

Date: 26/04/2017.



COMPLIANCE CERTIFICATE BY UNITS FOR PREPARATION OF CEO/CFO CERTIFICATE PURSUANT TO CLAUSE 17(8) OF SEBI (LISTING OBLIGATIONS & DISCLOSURE REQUIREMENTS) REGULATIONS, 2015

Name of Region / Project Unit / Division: Teesta Low Dam III Power Station

a. We have reviewed financial results for the period ended 31.03.2017 of the units under the Region/Project/Unit/Division and that to the best of our knowledge and belief:

i. This is to certify that the financial results do not contain any materially untrue statement or omit any material fact or contain statements that might be misleading. There is no balance in hold table and in control accounts. No change in linkage to chart of accounts has been made without approval from Corporate Office”

ii. These results together present a true and fair view of the Company’s affairs and are in compliance with existing Accounting Standards, applicable laws and regulations.

b. There are, to the best of our knowledge and belief, no transactions entered into by the Company during the period ended 31.03.2017 which are fraudulent, illegal or violative of the Company’s Code of Conduct.

c. We accept responsibility for establishing and maintaining internal controls for financial reporting and that we have evaluated the effectiveness of the internal control systems of the Company pertaining to financial reporting and we have disclosed to the auditors and management, deficiencies in the design or operation of such internal controls, if any, of which we are aware and the steps we have taken or propose to take to rectify these deficiencies.

d. We have indicated to the auditors and management

i. Significant changes in internal control over financial reporting during the period ended 31.03.2017

ii. Significant changes in accounting policies during the period ended 31.03.2017 and that the same have been disclosed in the notes to the financial results; and

iii. Instances of significant fraud of which we have become aware and the involvement therein, if any, of the management or an employee having a significant role in the Company’s internal control system over financial reporting.

(Debajit Chattopadhyay)

डी. चट्टोपाध्याय / D. Chattopadhyay
महानिदेशक / General Manager

तीस्ता लो डैम-III पावर स्टेशन, राम्बी
Teesta Low Dam-III Power Station, Rambhi

Place: Siliguri.

Date: 26/04/2017.

(Manoj Kumar Barnwal)

प्रबन्धक / Manager (F)
एन.एच.पी.सी. लि. / N.H.P.C. LTD.
टि.एल.डी. पी.एस. राम्बी / TLD III PS. Rambhi
पो. रियांग, दार्जिलिंग-734 329
P.O. Reang, Darjeeling (W.B.) 734 321





NHPC LIMITED

Name of the Unit : TLDP-III POWER STATION

BALANCE SHEET AS AT 31ST MARCH, 2017

(Amount in ₹)

PARTICULARS	Note No.	As at 31st March, 2017	As at 31st March, 2016	As at 01st April, 2015
ASSETS				
(1) NON-CURRENT ASSETS				
a) Property Plant & Equipment	2.1	15,11,76,18,200	15,92,99,38,591	16,76,09,19,289
b) Capital Work In Progress	2.2	12,35,28,113	6,31,27,706	2,52,44,075
c) Investment Property	2.3	-	-	-
d) Other Intangible Assets	2.4	36,69,96,799	34,38,70,404	26,91,83,902
e) Financial Assets				
i) Investments	3.1	-	-	-
ii) Loans	3.2	-	3,84,86,008	2,82,67,422
iii) Others	3.3	-	-	-
f) Other Non Current Assets	4	1,15,40,209	1,56,96,360	79,58,077
(2) CURRENT ASSETS				
a) Inventories	5	3,14,47,614	1,23,18,114	48,90,437
b) Financial Assets				
i) Investments	6	-	-	-
ii) Trade Receivables	7	-	-	-
iii) Cash & Cash Equivalents	8	2,43,134	2,41,673	4,09,408
iv) Bank balances	9	-	-	-
v) Loans	10	-	1,02,99,724	87,79,221
vi) Others	11	3,35,42,172	7,46,22,437	2,07,38,633
c) Current Tax Assets (Net)	12	-	-	-
d) Other Current Assets	13	27,86,01,355	3,52,41,663	2,39,26,069
TOTAL ASSETS		15,96,35,17,596	16,52,38,42,680	17,15,03,16,533
(3) Regulatory Deferral Account Debit Balances				
	14	-	-	-
TOTAL ASSETS AND REGULATORY DEFERRAL ACCOUNT DEBIT BALANCES		15,96,35,17,596	16,52,38,42,680	17,15,03,16,533
EQUITY AND LIABILITIES				
(1) EQUITY				
(a) Equity Share Capital	15.1	-	-	-
(b) Other Equity	15.2	1,04,45,27,308	87,17,93,304	95,82,57,143
(2) LIABILITIES				
NON-CURRENT LIABILITIES				
a) Financial Liabilities				
i) Borrowings	16.1	-	-	-
ii) Trade Payables				
Total outstanding dues of micro enterprises and small enterprises				
Total outstanding dues of Creditors other than micro enterprises and small enterprises				
iii) Other financial liabilities	16.2	-	-	2,75,52,927
b) Provisions	17	-	-	-
c) Deferred Tax Liabilities (Net)	18	-	-	-
d) Other non-current Liabilities	19	-	-	-
(3) CURRENT LIABILITIES				
a) Financial Liabilities				
i) Trade Payables	20.1			
Total outstanding dues of micro enterprises and small enterprises				
Total outstanding dues of Creditors other than micro enterprises and small enterprises		4,72,18,850	3,57,50,424	5,87,68,924
ii) Other financial liabilities	20.2	19,64,79,967	23,11,60,521	29,86,08,685
b) Other Current Liabilities	21	74,99,847	1,36,79,198	62,43,468
c) Provisions	22	1,10,34,14,837	1,13,94,57,163	1,04,59,13,385
d) Current Tax Liabilities (Net)	23	-	-	-
(4) FUND FROM C.O.	15.3	13,56,43,76,787	14,23,20,02,070	14,75,49,72,001
TOTAL EQUITY & LIABILITIES		15,96,35,17,596	16,52,38,42,680	17,15,03,16,533

Significant Accounting Policies	1
Expenditure attributable to construction (EAC) during the year forming part of capital work in progress	32
Disclosure on Financial Instruments and Risk Management	33
Other Explanatory Notes to Accounts	34
Disclosure on First time adoption of IND AS	35

Note 1 to 35 form integral part of the Accounts
TLDP-III POWER STATION (A Unit of NHPC Ltd) accounts are audited for the purpose of Consolidation

For Ray and Ray
Chartered Accountants
(Firm Regn. No. 301072E)

Asish Kumar Mukhopadhyay
(CA) Asish Kumar Mukhopadhyay
Partner
M.No. 000359



Manoj Kumar Barnwal
Manager (F)
प्रबन्धक (वित्त) Manager (F)
एन.एच.पी.सी. लि./N.H.P.C. LTD.
टिंकलंडींग पी एस, रम्बी TLD-III PS, रामबा
पो० रियाग, दार्जिलिंग-734329
P.O. Reang. Darjeeling (W.B.) 734321

Debjit Chattopadhyay
General Manager

डी. चट्टोपाध्याय/D. Chattopadhyay
महाप्रबन्धक/General Manager
तीस्ता लो डैम-III पावर स्टेशन,
Teesta Low Dam-III Power Station,

Place: - Siliguri.
Date: - 26/04/2017.



432

**NHPC LIMITED**

Name of the Unit : TLDP-III POWER STATION

STATEMENT OF PROFIT & LOSS FOR THE YEAR ENDED 31ST MARCH, 2017

(Amount in ₹)

	Note No.	For the Year ended 31st March, 2017	For the Year ended 31st March, 2016
INCOME			
i) Revenue from Operations	24	3,57,77,68,038	3,43,76,06,481
ii) Other Income	25	2,72,65,902	11,13,96,720
TOTAL INCOME		3,60,50,33,940	3,54,90,03,201
EXPENSES			
i) Generation and Other Expenses	26	40,57,08,930	42,57,66,204
ii) Employee Benefits Expense	27	46,40,39,064	38,59,97,914
iii) Finance Cost	28	69,80,20,624	84,80,41,580
iv) Depreciation & Amortization Expense	29	99,21,74,513	98,56,91,634
TOTAL EXPENSES		2,55,99,43,131	2,64,54,97,332
Profit before Exceptional items, Rate Regulated Activities and Tax		1,04,50,90,809	90,35,05,869
Exceptional items		-	-
PROFIT BEFORE TAX		1,04,50,90,809	90,35,05,869
Tax Expenses	30		
i) Current Tax		-	-
ii) Adjustments relating to earlier years		-	-
iii) Deferred Tax		-	-
Total Tax Expenses		-	-
PROFIT FOR THE YEAR BEFORE NET MOVEMENTS IN REGULATORY DEFERRAL ACCOUNT BALANCES		1,04,50,90,809	90,35,05,869
Movement in Regulatory Deferral Account Balances	31	-	-
Impact of Tax on Regulatory Deferral Accounts		-	-
Movement in Regulatory Deferral Account Balances (Net of Tax)		-	-
PROFIT FOR THE YEAR AND NET MOVEMENTS IN NET MOVEMENTS IN REGULATORY DEFERRAL ACCOUNT BALANCES.		1,04,50,90,809	90,35,05,869
Profit for the year from continuing operations (A)		1,04,50,90,809	90,35,05,869
Profit from discontinued operations		-	-
Tax expense of discontinued operations		-	-
Profit from discontinuing operations after tax		-	-
OTHER COMPREHENSIVE INCOME			
(i) Items that will not be reclassified to profit or loss			
- Remeasurements of the defined benefit plans		(35,56,566)	-
Less: Income Tax on remeasurements of the defined benefit plans		-	-
- Equity Investment		-	-
Less: Income Tax on Equity Investment		-	-
(ii) Items that will be reclassified to profit or loss			
- Investment in Debt Instruments		-	-
Less: Income Tax on investment in Debt Instruments		-	-
Other Comprehensive Income (B)=(i+ii)		(35,56,566)	-
TOTAL COMPREHENSIVE INCOME FOR THE YEAR (A+B)		1,04,15,34,243	90,35,05,869

Earning per share before movements in Regulatory Deferral Account Balances (Equity shares, face value of 10/- each)
Basic & Diluted
Earning per share after movements in Regulatory Deferral Account Balances (Equity shares, face value of 10/- each)
Basic & Diluted

Significant Accounting Policies 1
Expenditure attributable to construction (EAC) during the year forming part of capital work in progress 32
Disclosure on Financial Instruments and Risk Management 33
Other Explanatory Notes to Accounts 34
Disclosure on First time adoption of IND AS 35
Note 1 to 35 form integral part of the Accounts

TLDP-III POWER STATION (A Unit of NHPC Ltd) accounts are audited for the purpose of Consolidation.

For Ray and Ray
Chartered Accountants
(Firm Regn. No.301072E)

Asish Kumar Mukhopadhyay
Asish Kumar Mukhopadhyay
Partner
M.No.056359

Manoj Kumar Barnwal
Manoj Kumar Barnwal
Manager (F)

Debjit Chattopadhyay
Debjit Chattopadhyay
General Manager

Place: - Siliguri
Date: - 26/04/2017



433

प्रबन्धक (वित्त) Manager (F)
एन.एच.पी.सी. लि. / N.H.P.C LTD.
टिस्टा लो डैम पी एस, रम्बी / TLD III PS, Rambi
पो ० रियांग, दार्जिलिंग-७३४३२९
P.O. Reang, Darjeeling (W.B.) 734321

डी. चट्टोपाध्याय/D. Chattopadhyay
महाप्रबन्धक/General Manager
तीस्ता लो डैम-III पावर स्टेशन, रम्बी
Teesta Low Dam-III Power Station, Rambi



Directions indicating the areas to be examined by the Statutory Auditors during the course of audit of annual accounts of Teesta Low Dam III Power Station for the year 2016-17 issued by the Comptroller & Auditor General of India under Section 143(5) of the Companies Act, 2013:

Sl. No.	Directions	Auditors' Reply
1	Whether the company has clear title/lease deeds for freehold and leasehold land respectively? If not, please state the area of freehold and leasehold land for which title/lease deeds are not available.	Power Station has lease deed for its leasehold land.
2	Whether there are any cases of waiver/write off of debts/loans/interest etc. If yes, the reasons thereof and amount involved.	Nil.
3	Whether proper records are maintained for inventories lying with third parties & assets received as gift/grant(s) from Government or other authorities.	Not Applicable.



NOTE NO. 1: SIGNIFICANT ACCOUNTING POLICIES AND COMPANY INFORMATION

(i) Reporting entity

NHPC Limited (the "Company") is a Company domiciled in India and limited by shares. The shares of the Company are publicly traded on the National Stock Exchange of India and BSE Limited. The address of the Company's registered office is NHPC LTD., NHPC Office Complex, Sector-33, Faridabad, Haryana -121003. The Company is primarily involved in the generation and sale of bulk power to State Power Utilities. Other business includes providing consultancy and project management & supervision.

(ii) Basis of preparation

(a) Statement of Compliance

These financial statements are prepared on accrual basis of accounting in accordance with Indian Accounting Standards (Ind AS) notified under the Companies (Indian Accounting Standards) Rules, 2015, the Companies Act, 2013 (to the extent notified and applicable), applicable provisions of the Companies Act, 1956, and the provisions of the Electricity Act, 2003 to the extent applicable. These are the Company's first Ind AS financial statements and Ind AS 101 'First Time Adoption of Indian Accounting Standards', has been applied.

For all the periods upto and including 31 March 2016, the Company prepared its financial statements in accordance with Generally Accepted Accounting Principles (GAAP) in India, Accounting Standards specified under Section 133 of the Companies Act, 2013, read with Rule 7 of the Companies (Accounts) Rules, 2014, the Companies Act, 2013 (to the extent notified and applicable), applicable provisions of the Companies Act, 1956, and the provisions of the Electricity Act, 2003 to the extent applicable.

These financial statements are the first financial statements of the company under Ind AS. Refer note 35 for an explanation of how the transition from previous GAAP to Ind AS has affected the company's financial position, financial performance and cash flows.

(b) Basis of Measurement

The financial statements have been prepared on accrual basis of accounting under historical cost convention, except for following financial assets and financial liabilities which are measured at fair value:

- Certain financial assets and liabilities measured at fair value.
- Plan assets of defined employee benefit plans.

The methods used to measure fair values are discussed further in note 33.

(c) Functional and presentation currency

These financial statements are presented in Indian Rupees (INR), which is the Company's functional currency. All financial information presented in INR has been rounded to the nearest crores (upto two decimals) for the company. However at Unit level, figures are presented in rupees.

(d) Use of estimates and management judgements

The preparation of financial statements in conformity with Ind AS requires management to make judgements, estimates and assumptions that may impact the application of accounting policies and the reported value of assets, liabilities, income, expenses and related disclosures including contingent assets and liabilities at the balance sheet date. The estimates and management's judgements are based on previous experience and other factors considered reasonable and prudent in the circumstances. Actual results may differ from these estimates.

Estimates and underlying assumptions are reviewed on an ongoing basis. Revisions to accounting estimates are recognised in the period in which the estimates are revised.

In order to enhance understanding of the financial statements, information about significant areas of estimation, uncertainty and critical judgements in applying accounting policies that have the most significant effect on the amounts recognised in the financial statements are included in the following notes:

Critical judgements in applying accounting policies

Determining whether an arrangement contains a lease

Appendix C, Ind AS 17 'Determining whether an arrangement contains a lease' requires an assessment of whether:



435



-fulfilment of the arrangement is dependent on the use of a specific asset or assets (the asset); and

-the arrangement conveys a right to use the asset.

Further, an arrangement conveys a right to use the asset if facts and circumstances indicate that it is remote that one or more parties other than the purchaser will take more than an insignificant amount of the output or other utility that will be produced or generated by the asset during the term of the arrangement, and the price that the purchaser will pay for the output is neither contractually fixed per unit of output nor equal to the current market price per unit of output as of the time of delivery of the output.

The Company enters into power purchase agreements with beneficiaries. Power Purchase Agreements (PPA) in the nature of embedded lease with a single beneficiary where the minimum lease term is for the major part of the plant's economic life and the minimum lease payments amount to substantially all the fair value of the plant are considered as a Finance Lease. Other embedded leases are considered as Operating Lease.

For embedded leases in the nature of a Finance Lease, the investment in the plant is recognised as a Lease Receivable. The minimum lease payments are identified by segregating the embedded lease payments from the rest of the contract amounts. Each lease receipt is allocated between the receivable and finance income so as to achieve a constant rate on the Lease Receivable outstanding.

In the case of operating leases or embedded operating leases, the lease income from the operating lease is recognised in revenue on a straight-line basis over the lease term. The respective leased assets are included in the balance sheet based on their nature.

Key sources of estimation of uncertainty

i) Useful life of property, plant and equipment

The estimated useful life of property, plant and equipment is based on a number of factors including the effects of obsolescence, demand, competition and other economic factors (such as the stability of the industry and known technological advances) and the level of maintenance expenditures required to obtain the expected future cash flows from the asset.

Useful life of the assets of the generation of electricity business is determined by the CERC Tariff Regulations in accordance with Schedule II of the Companies Act, 2013.

ii) Recoverable amount of property, plant and equipment

The recoverable amount of plant and equipment is based on estimates and assumptions regarding in particular the expected market outlook and future cash flows associated with the power plants. Any changes in these assumptions may have a material impact on the measurement of the recoverable amount and could result in impairment.

iii) Post-retirement benefit plans

Employee benefit obligations are measured on the basis of actuarial assumptions which include mortality and withdrawal rates as well as assumptions concerning future developments in discount rates, the rate of salary increases and the inflation rate. The Company considers that the assumptions used to measure its obligations are appropriate and documented. However, any changes in these assumptions may have a material impact on the resulting calculations.

iv) Revenues

The Company records revenue from sale of power based on Tariff rates approved by the CERC, as per the principles of Ind AS 18. However, in cases where tariff rates are yet to be approved, provisional rates are adopted considering the applicable CERC Tariff Regulations.

v) Provisions and contingencies

The assessments undertaken in recognising provisions and contingencies have been made in accordance with Ind AS 37, 'Provisions, Contingent Liabilities and Contingent Assets'. The evaluation of the likelihood of the contingent events has been made on the basis of best judgement by management regarding the probability of exposure to potential outflow of economic resources. Such estimation can change following unforeseeable developments.

436



iii) **SIGNIFICANT ACCOUNTING POLICIES-** A summary of the significant accounting policies applied in the preparation of financial statements are as given below. These accounting policies have been applied consistently to all periods presented in the financial statements.

1.0 Property, plant and equipment (PPE)

- a) Property, Plant and Equipment up to March 31, 2015 were carried in the Balance Sheet in accordance with Indian GAAP. The Company has elected to avail the exemption granted by IND AS 101, "First time adoption of IND AS" to regard those amounts as deemed cost at the date of the transition to IND AS (i.e. as on April 1, 2015).
- b) An item of PPE is recognized as an asset if it is probable that future economic benefits associated with the item will flow to the Company and the cost of the item can be measured reliably.
- c) PPE are initially measured at cost of acquisition/construction including decommissioning or restoration cost wherever required. The cost includes expenditure that is directly attributable to the acquisition/construction of the asset. In cases where final settlement of bills with contractors is pending, but the asset is complete and available for use, capitalisation is done on estimated basis subject to necessary adjustments, including those arising out of settlement of arbitration/court cases.
- d) Expenditure incurred on renovation and modernization of PPE on completion of the originally estimated useful life of the power station resulting in increased life and/or efficiency of an existing asset, is added to the cost of the related asset. PPE acquired as replacement of the existing assets are capitalized and its corresponding replaced assets removed/ retired from active use are derecognized.
- e) After initial recognition, Property, Plant & Equipment is carried at cost less accumulated depreciation/amortisation and accumulated impairment losses, if any.
- f) Payments made/ liabilities created provisionally towards compensation, rehabilitation and other expenses relating to land in possession are treated as cost of land.
- g) Assets over which the Company has control, though created on land not belonging to the company are included under Property, Plant & Equipment.
- h) Standby equipment and servicing equipment which meet the recognition criteria of Property, Plant & Equipment are capitalized.
- i) Spares parts (procured along with the Plant & Machinery or subsequently) which meet the recognition criteria are capitalized. The carrying amount of those spare parts that are replaced is derecognized when no future economic benefits are expected from their use or upon disposal. Other spare parts are treated as "stores & spares" forming part of the inventory.
- j) If the cost of the replaced part or earlier inspection is not available, the estimated cost of similar new parts/inspection is used as an indication of what the cost of the existing part/ inspection component was when the item was acquired or inspection carried out.
- k) An item of property, plant and equipment is derecognised upon disposal or when no future economic benefits are expected from its use or disposal. Any gain or loss arising on derecognition of the asset (calculated as the difference between the net disposal proceeds and the carrying amount of the asset) is included in the Statement of Profit and Loss when the asset is derecognised.

Capital work in Progress

- a) Expenditure incurred on assets under construction (including a project) is carried at cost under Capital Work in Progress (CWIP). Such costs comprise purchase price of assets including import duties and non-refundable taxes (after deducting trade discounts and rebates), expenditure in relation to survey and investigation activities of projects, cost of site preparation, initial delivery and handling charges, installation and assembly costs, etc.;
- b) Costs including employee benefits, professional fees, expenditure on maintenance and up-gradation of common public facilities, depreciation on assets used in construction of project, interest during construction and other costs that are directly attributable to bringing the asset to the location and condition necessary for it to be capable of operating in the manner intended by management are accumulated under "Expenditure Attributable to Construction (EAC)" and



437



subsequently allocated on systematic basis over major immovable assets, other than land and infrastructure facilities on commissioning of projects.

- c) Capital Expenditure incurred for creation of facilities, over which the Company does not have control but the creation of which is essential principally for construction of the project is accumulated under "Expenditure Attributable to Construction" and carried under "Capital Work in Progress" and subsequently allocated on a systematic basis over major immovable assets, other than land and infrastructure facilities on commissioning of projects, keeping in view the "attributability" and the "Unit of Measure" concepts in Ind AS 16- "Property, Plant & Equipment". Expenditure of such nature incurred after completion of the project, is charged to Profit or Loss.

3.0 Investment Property

Upto March 31, 2015, Investment Property were carried in the balance sheet in accordance with Indian GAAP. The Company has elected to avail the exemption granted by IND AS 101, "First time adoption of IND ASs" to regard those amounts as deemed cost at the date of the transition to IND AS (i.e. as on April 1, 2015).

Investment properties are initially measured at cost, including transaction costs. Subsequent to initial recognition, investment properties are carried at cost less accumulated depreciation and accumulated impairment loss, if any.

Investment properties are derecognised either when they have been disposed off or when they are permanently withdrawn from use and no future economic benefit is expected from their disposal. The difference between the net disposal proceeds and the carrying amount of the asset is recognised in profit or loss in the period of derecognition.

Transfers to or from investment property is made when and only when there is a change in use.


4.0 Intangible Assets

- a) Upto March 31, 2015, Intangible assets were carried in the balance sheet in accordance with Indian GAAP. The Company has elected to avail the exemption granted by IND AS 101, "First time adoption of IND ASs" to regard those amounts as deemed cost at the date of the transition to IND AS (i.e. as on April 1, 2015).
- b) Intangible assets acquired separately are measured on initial recognition at cost. After initial recognition, intangible assets are carried at cost less any accumulated amortisation and accumulated impairment losses.
- c) Land taken for use from State Government (without transfer of title) and expenses on relief and rehabilitation as also on creation of alternate facilities for land evacuees or in lieu of existing facilities coming under submergence and where construction of such alternate facilities is a specific pre-condition for the acquisition of the land for the purpose of the project, are accounted for as Land-Right to use.
- d) Software (not being an integral part of the related hardware) acquired for internal use, is stated at cost of acquisition less accumulated amortisation and impairment losses if any.
- e) An item of Intangible asset is derecognised upon disposal or when no future economic benefits are expected from its use or disposal. Gains or losses arising from derecognition of an intangible asset are measured as the difference between the net disposal proceeds and the carrying amount of the asset and are recognised in the Statement of Profit and Loss when the asset is derecognised.

5.0 Foreign Currency Transactions

- a) Transactions in foreign currency are initially recorded at the functional currency spot rate at the date the transaction first qualifies for recognition. At each Balance Sheet date, monetary items denominated in foreign currency are translated at the functional currency exchange rates prevailing on that date.
- b) Exchange differences relating to fixed assets/capital work-in-progress arising out of transaction entered into prior to April 1, 2004 are adjusted to the carrying cost of respective fixed asset/Capital Work-in-Progress. Exchange differences on monetary items related to acquisition of fixed assets entered upto 31st March 2016 are adjusted to the carrying cost of fixed assets/ Capital Work-in-Progress for projects under construction.

438



- c) Exchange differences arising on translation or settlement of monetary items entered into on or after 01.04.2016 are recognised as income or expenses in the period in which they arise in Profit or Loss.
- d) Non-monetary items that are measured in terms of historical cost in a foreign currency are translated using the exchange rate at the date of the transaction.

6.0 Regulatory Deferral Account Balances

- a) Where an item of expenditure incurred during the period of construction of a project is recognised as expense in the Profit or Loss i.e. not allowed to be capitalized as part of cost of relevant PPE in accordance with the Ind AS, but is nevertheless permitted by Central Electricity Regulatory Commission (CERC), the regulator, to be recovered from the beneficiaries in future through tariff, the right to recover the same is recognized as a Regulatory Asset and corresponding Regulatory Income is recognised, as per IND AS 114, Regulatory Deferral Accounts, if it fulfils the conditions for such recognition laid down in the ibid Standard. On commissioning of the Project, such regulatory deferral account balances are amortized/ liquidated in proportion to depreciation recovered through tariff in relation to such balances.
- b) Exchange differences arising on translation or settlement of monetary items entered into on or after 01.04.2016 recognized in the Statement of Profit & Loss to the extent recoverable from or payable to the beneficiaries in subsequent periods as per CERC Tariff Regulations are recognized as 'Regulatory deferral account balances'. Regulatory deferral accounts balances are adjusted from the year in which the same become recoverable from or payable to the beneficiaries.
- c) Regulatory deferral account balances are evaluated at the end of each year to ensure that the underlying activities meet the recognition criteria and it is probable that future economic benefits associated with such balances will flow to the entity. If these criteria are not met, the regulatory deferral balances are derecognised.
- d) Regulatory deferral account balances are tested for impairment at the end of each year.

7.0 Fair value measurement

Fair value is the price that would be received to sell an asset or paid to transfer a liability in an orderly transaction between market participants at the measurement date. Normally at initial recognition, the transaction price is the best evidence of fair value.

However, when the Company determines that transaction price does not represent the fair value, it uses inter-alia valuation techniques that are appropriate in the circumstances and for which sufficient data are available to measure fair value, maximising the use of relevant observable inputs and minimising the use of unobservable inputs.

All financial assets and financial liabilities for which fair value is measured or disclosed in the financial statements are categorised within the fair value hierarchy. This categorisation is based on the lowest level input that is significant to the fair value measurement as a whole:

- Level 1 – Quoted (unadjusted) market prices in active markets for identical assets or liabilities.
- Level 2 – Valuation techniques for which the lowest level input that is significant to the fair value measurement is directly or indirectly observable.
- Level 3 – Valuation techniques for which the lowest level input that is significant to the fair value measurement is unobservable.

Financial assets and financial liabilities that are recognised at fair value on a recurring basis, the Company determines whether transfers have occurred between levels in the hierarchy by re-assessing categorisation at the end of each reporting period.

8.0 Investments in subsidiaries and joint ventures

Investments in equity shares of subsidiaries and joint ventures are carried at cost.

9.0 Financial assets other than investment in subsidiaries and joint ventures

A financial asset includes inter-alia any asset that is cash, equity instrument of another entity or contractual obligation to receive cash or another financial assets or to exchange financial asset or



financial liability under condition that are potentially favourable to the Company. A financial asset is recognized when and only when the Company becomes party to the contractual provisions of the instrument.

Financial assets of the Company comprise cash and cash equivalents, Bank Balances, Investments in equity shares of companies other than in subsidiaries & joint ventures, Trade Receivables, Advances to employees/ contractors, security deposit, claims recoverable etc.

a) Classification

The Company classifies its financial assets in the following categories:

- at amortised cost,
- at fair value through other comprehensive income (FVTOCI), and

The classification depends on the following:

- (a) the entity's business model for managing the financial assets and
- (b) the contractual cash flow characteristics of the financial asset.

For assets measured at fair value, gains and losses will either be recorded in profit or loss or other comprehensive income. For investments in debt instruments, this will depend on the business model in which the investment is held. For investments in equity instruments, this will depend on whether the group has made an irrevocable election at the time of initial recognition to account for the equity investment at fair value through other comprehensive income.

b) Initial recognition and measurement

All financial assets except trade receivables are recognised initially at fair value plus, in the case of financial assets not recorded at fair value through profit or loss, transaction costs that are attributable to the acquisition of the financial asset. Transaction costs of financial assets carried at fair value through profit or loss are expensed in profit or loss.

The company measures the trade receivables at their transaction price, if the trade receivables do not contain a significant financing component.

c) Subsequent measurement

Debt instruments at amortised cost

A 'debt instrument' is measured at the amortised cost if both the following conditions are met:

- i) The asset is held within a business model whose objective is to hold assets for collecting contractual cash flows, and
- ii) Contractual terms of the asset give rise on specified dates to cash flows that are solely payments of principal and interest (SPPI) on the principal amount outstanding.

After initial measurement, such financial assets are subsequently measured at amortised cost using the effective interest rate (EIR) method. Amortised cost is calculated by taking into account any discount or premium on acquisition and fees or costs that are an integral part of the EIR. The EIR amortisation is included in finance income in the profit or loss. The losses arising from impairment are recognised in the profit or loss.

Debt instrument at FVTOCI


A 'debt instrument' is classified as at the FVTOCI if both the following criteria are met:

- i) The objective of the business model is achieved both by collecting contractual cash flows and selling the financial assets, and
- ii) The asset's contractual cash flows represent SPPI

Debt instruments at fair value through other comprehensive income are measured at each reporting date at fair value. Fair value movements are recognised in Other Comprehensive Income (OCI). However, the company recognizes interest income, impairment losses, reversals and foreign exchange gain or loss in the profit and loss. On derecognition of the asset, cumulative gain or loss previously recognised in OCI is reclassified from the equity to profit and loss. Interest



440



income from these financial assets is included in other income using the effective interest rate method.

Equity investments:

All equity investments in entities other than subsidiaries and joint ventures are measured at fair value. Equity instruments which are held for trading, if any, are classified as at fair value through profit or loss (FVTPL). For all other equity instruments, the Company classifies the same as at FVTOCI. The Company makes such election on an instrument by- instrument basis. The classification is made on initial recognition and is irrevocable.

All fair value changes on an equity instrument classified at FVTOCI, are recognized in the OCI. There is no subsequent reclassification of fair value gains and losses to profit or loss. However, the Company may transfer the cumulative gain or loss within equity. Dividends from such investments are recognised in profit or loss as other income when the group's right to receive payments is established.

Equity instruments included within the FVTPL category, if any, are measured at fair value with all changes recognized in the P&L.

d) Derecognition

A financial asset is derecognised only when:

- i) The company has transferred the rights to receive cash flows from the financial asset, or
- ii) Retains the contractual rights to receive the cash flows of the financial asset, but assumes a contractual obligation to pay the cash flows to one or more recipients.

Where the entity has transferred an asset, the company evaluates whether it has transferred substantially all risks and rewards of ownership of the financial asset. In such cases, the financial asset is derecognised. Where the company has not transferred substantially all risks and rewards of ownership of the financial asset, the financial asset is not derecognised.

Where the company has neither transferred a financial asset nor retains substantially all risks and rewards of ownership of the financial asset, the financial asset is derecognised if the company has not retained control of the financial asset. Where the company retains control of the financial asset, the asset is continued to be recognised to the extent of continuing involvement in the financial asset.

e) Impairment of financial assets

In accordance with Ind-AS 109, the Company applies expected credit loss (ECL) model for measurement and recognition of impairment loss on the following financial assets:

- i) Financial assets that are debt instruments, and are measured at amortised cost.
- ii) Financial assets that are debt instruments and are measured as at FVTOCI
- iii) Contract Assets under Ind AS 11, Construction Contracts
- iv) Lease Receivables under Ind AS 17, Leases.
- v) Trade Receivables under Ind AS 18, Revenue.

The company follows 'simplified approach' permitted under Ind As 109, "Financial Instruments" for recognition of impairment loss allowance on trade receivables, contract assets and lease receivables resulting from transactions within the scope of Ind AS 11, Ind AS 17 and Ind AS 18, which requires expected life time losses to be recognised from initial recognition of the receivables.

For recognition of impairment loss on other financial assets, the company assesses whether there has been a significant increase in the credit risk since initial recognition. If credit risk has not increased significantly, 12-month ECL is used to provide for impairment loss. However, if credit risk has increased significantly, lifetime ECL is used. For assessing increase in credit risk and impairment loss, the company assesses the credit risk characteristics on instrument-by-instrument basis. If, in a subsequent period, credit quality of the instrument improves such that there is no longer a significant increase in credit risk since initial recognition, then the entity



441

reverts to recognizing impairment loss allowance based on 12-month ECL. The amount of expected credit loss (or reversal) for the period is recognized as expense/income in profit or loss.

10.0 Inventories

Inventories mainly comprise stores and spare parts to be used for maintenance of Property, Plant and Equipments and are valued at cost or net realizable value (NRV) whichever is lower. The cost is determined using weighted average cost formula and NRV is the estimated selling price in the ordinary course of business, less the estimated costs necessary to make the sale.

The amount of any write-down of inventories to net realisable value and all losses of inventories is recognized as an expense in the period in which write-down or loss occurs. The amount of any reversal of the write-down of inventories arising from increase in the net realisable value is recognized as a reduction from the amount of inventories recognized as an expense in the period in which reversal occurs.

11.0 Dividends

Dividends and interim dividends payable to the Company's shareholders are recognised as change in equity in the period in which they are approved by the Company's shareholders and the Board of Directors respectively.

12.0 Financial liabilities

Financial liabilities of the Company are contractual obligation to deliver cash or another financial asset to another entity or to exchange financial assets or financial liabilities with another entity under conditions that are potentially unfavourable to the Company.

The Company's financial liabilities include loans & borrowings, trade and other payables.

a) Classification, initial recognition and measurement

Financial liabilities are recognised initially at fair value minus transaction costs that are directly attributable to the issue of financial liabilities. Financial liabilities are classified as subsequently measured at amortized cost. Any difference between the proceeds (net of transaction costs) and the fair value at initial recognition is recognised in profit or loss or in the carrying amount of an asset if another standard permits such inclusion, over the period of the borrowings using the effective rate of interest.

Borrowings are classified as current liabilities unless the company has an unconditional right to defer settlement of the liability for at least 12 months after the reporting period.

b) Subsequent measurement

After initial recognition, financial liabilities are subsequently measured at amortised cost using the EIR method. Gains and losses are recognised in profit or loss or in the carrying amount of an asset if another standard permits such inclusion, when the liabilities are derecognised as well as through the EIR amortisation process.


Amortised cost is calculated by taking into account any discount or premium on acquisition and fees or costs that are an integral part of the EIR. The EIR amortisation is included as finance costs in the Statement of Profit and Loss.

c) Derecognition

A financial liability is derecognised when the obligation under the liability is discharged or cancelled or expires. When an existing financial liability is replaced by another from the same lender on substantially different terms, or the terms of an existing liability are substantially modified, such an exchange or modification is treated as the derecognition of the original liability and the recognition of a new liability. The difference in the respective carrying amounts is recognised in the statement of profit or loss.

d) Offsetting of financial instruments

Financial assets and financial liabilities are offset and the net amount is reported in the balance sheet if there is a currently enforceable legal right to offset the recognised amounts and there is an intention to settle on a net basis, to realise the assets and settle the liabilities simultaneously.



442



13.0 Government Grants

- a) Grants in the form of non-monetary assets such as land and other resources are recognised at fair value and presented as deferred income which is recognized in the Profit and Loss over the expected useful life in a pattern of consumption of the benefit of the underlying asset.
- b) The benefits of a government loan at a below market rate of interest is treated as Government Grant. The loan is initially recognised and measured at fair value and the government grant is measured as the difference between the initially recognized amount of the loan and the proceeds received. The loan is subsequently measured as per the accounting policy applicable to financial liabilities and government grant is recognized initially as deferred income and subsequently in the Statement of Profit and Loss on a systematic basis over the useful life of the asset.

14.0 Provisions, Contingent Liabilities and Contingent Assets

- a) Provisions are recognised when the Company has a present legal or constructive obligation as a result of a past event and it is probable that an outflow of resources embodying economic benefits will be required to settle the obligation and a reliable estimate can be made of the amount of the obligation. Such provisions are determined based on management estimate of the amount required to settle the obligation at the Balance Sheet date. When some or all of the economic benefits required to settle a provision are expected to be recovered from a third party, the receivable is recognised as an asset if it is virtually certain that reimbursement will be received and the amount of the receivable can be measured reliably. The expense relating to a provision net of any reimbursement is presented in the statement of profit and loss or in the carrying amount of an asset if another standard permits such inclusion.
- b) If the effect of the time value of money is material, provisions are discounted using a current pre-tax rate that reflects the risks specific to the liability. When discounting is used, the increase in the provision due to the passage of time is recognised as a finance cost.
- c) Contingent liabilities are possible obligations that arise from past events and whose existence will only be confirmed by the occurrence or non-occurrence of one or more future events not wholly within the control of the Company. Where it is not probable that an outflow of economic benefits will be required, or the amount cannot be estimated reliably, the obligation is disclosed as a contingent liability, unless the probability of outflow of economic benefits is remote. Contingent liabilities are disclosed on the basis of judgment of management/independent experts. These are reviewed at each balance sheet date and are adjusted to reflect the current management estimate.
- d) Contingent assets are disclosed in the financial statements on the basis of judgment of management when inflow of economic benefits is probable.

15.0 Revenue Recognition and Other Income

- a) Revenue is recognised when the significant risks and rewards of ownership have been transferred to the buyer, recovery of the consideration is probable, the associated costs can be estimated reliably, there is no continuing management involvement and the amount of revenue can be measured reliably. Revenue from the sale of power is measured at the fair value of the consideration received or receivable.
- b) Revenue from the sale of power is accounted for as per tariff notified by Central Electricity Regulatory Commission. In case of Power Station where tariff is not notified, sale is recognized on provisional rates worked out by the Company based on the parameters and method adopted by the appropriate authority. Customers are billed on a periodic and regular basis. As at each reporting date, revenue from sale of power includes an accrual for sales delivered to customers but not yet billed (unbilled revenue). Rebates given to beneficiaries as early payments incentives are deducted from the amount of revenue.
- c) The price which the Company can charge from its customer for the electricity sold by it is determined by CERC in accordance with CERC tariff regulations. The ibid tariff regulation provide that generating company can recover the foreign exchange rate variation on actual basis i.e. when foreign currency loan is repaid after commercial operation date (COD). As the financial statements are prepared on accrual basis, exchange difference resulting from restating long term foreign currency monetary items on the reporting date are charged to



statement of profit and loss. Prior to 01.04.2016, right/obligation of recovery/payment of the same on actual basis arising out of CERC tariff regulations is recognized through deferred foreign currency fluctuation recoverable/payable account and adjusted from the year in which the same is recovered/ paid. Exchange differences arising from settlement/ translation of monetary items denominated in foreign currency entered into on or after 01.04.2016 to the extent recoverable from or payable to the beneficiaries in subsequent periods as per the CERC Tariff Regulations are accounted as 'Regulatory deferral account balances' and adjusted from the year in which the same is recovered/paid. Accordingly, there is no impact on the profit or loss of the period.

- d) Recovery towards deferred tax items recognized till March 2009 are accounted for when the same materialises as current tax.
- e) Incentives/Disincentives are recognised as per Central Electricity Regulatory Commission (Terms and Conditions of Tariff) Regulations. In case of Power Stations where tariff have not been notified, incentives/disincentives are recognized provisionally on assessment of the likelihood of acceptance of the same.
- f) Adjustments arising out of finalisation of Regional Energy Account (REA), though not material, are effected in the year of respective finalisation.
- g) Advance Against Depreciation (AAD) considered as deferred income up to 31st March 2009 is included in sales on straight line basis over the balance useful life after 31st March of the year closing after a period of 12 years from the date of commercial operation of the project, considering the total useful life of the project as 35 years.
- h) Revenue on Project Management / Construction Contracts/ Consultancy assignments is recognized on percentage of completion method. The percentage of completion is determined as proportion of "cost incurred up to reporting date" to "estimated cost to complete the concerned Project Management / Construction Contracts and Consultancy assignment".
- i) Dividend income is recognized when right to receive the same is established.
- j) Interest/Surcharge recoverable from customers and liquidated damages /interest on advances to contractors is recognised when no significant uncertainty as to measurability and collectability exists.
- k) For all debt instruments measured either at amortised cost or at fair value through other comprehensive income, interest income is recorded using the effective interest rate (EIR). EIR is the rate that exactly discounts the estimated future cash payments or receipts over the expected life of the financial asset to the gross carrying amount of the financial asset. When calculating the effective interest rate, the Company estimates the expected cash flows by considering all the contractual terms of the financial instrument (for example, prepayment, extension, call and similar options) but does not consider the expected credit losses. Interest income is included in other income in the statement of profit and loss.

16.0 Employee Benefits

i) Short-term employee benefits

Short-term employee benefit obligations are measured on an undiscounted basis and are expensed or included in the carrying amount of an asset if another standard permits such inclusion as the related service is provided.

A liability is recognised for the amount expected to be paid under short-term performance related cash bonus if the Company has a present legal or constructive obligation to pay this amount as a result of past service provided by the employee and the obligation can be estimated reliably.

ii) Defined contribution plans

A defined contribution plan is a post-employment benefit plan under which an entity pays fixed contributions into separate trusts and will have no legal or constructive obligation to pay further amounts. Obligations for contributions to defined contribution plans are recognised as an employee benefit expense in profit or loss or included in the carrying amount of an asset if another standard permits such inclusion in the periods during which services are rendered by



4/4/4

Capitalisation of borrowing cost ceases when substantially all the activities necessary to prepare the qualifying assets for their intended use are complete.

18.0 Depreciation and amortization

- a) Depreciation on additions to /deductions from Property, Plant & Equipment during the year is charged on pro-rata basis from / up to the date on which the asset is available for use / disposal.
- b) Depreciation on Property, Plant & Equipment of Operating Units of the Company is charged to the Statement of Profit & Loss on straight-line method following the rates and methodology as notified by CERC for the fixation of tariff except for assets specified in policy no. 19(d) below.
- c) i) Depreciation on Property, Plant & Equipment (except old and used) of other than Operating Units of the Company is charged to the extent of 90% of the cost of the asset following the rates notified by CERC for the fixation of tariff except for assets specified in policy no. 19(d) below.
ii) Depreciation on old and used items of PPE of other than Operating Units is charged on straight-line method to the extent of 90% of the cost of the asset over estimated useful life determined on the basis of technical assessment.
- d) Depreciation in respect of following items of PPE is charged on straight line method based on the life and residual value (5%) given in the Schedule II of the Companies Act, 2013:
 - (i) Construction Plant & Machinery
 - (ii) Computer & Peripherals
- e) Temporary erections are depreciated fully (100%) in the year of acquisition /capitalization by retaining Re. 1/- as WDV.
- f) Assets valuing Rs. 5000/- or less but more than Rs. 750/- are fully depreciated during the year in which asset is made available for use with Re. 1/- as WDV.
- g) Low value items, which are in the nature of assets (excluding immovable assets) and valuing upto Rs. 750/- are not capitalized and charged off to revenue in the year of use.
- h) Leasehold Land, in case of operating units, is amortized over the period of lease or 35 years whichever is lower, following the rates and methodology notified vide CERC tariff regulations.
- i) Leasehold Land, in case of units other than operating units, is amortized over the period of lease or 35 years whichever is lower.
- j) Tangible Assets created on leasehold land are depreciated to the extent of 90% of original cost over the balance available lease period of respective land from the date such asset is available for use or at the applicable depreciation rates & methodology notified by CERC tariff regulations for such assets, whichever is higher.
- k) Land-Right to use is amortized over a period of 30 years from the date of commercial operation of the project in line with CERC tariff regulations notified for tariff fixation.
- l) Cost of software recognized as 'Intangible Assets' is amortized on straight line method over a period of legal right to use or three financial years, whichever is earlier, starting from the year in which it is acquired.
- m) Where the cost of depreciable assets has undergone a change during the year due to increase/decrease in long term liabilities on account of exchange fluctuation, price adjustment, settlement of arbitration/court cases, change in duties or similar factors, the unamortized balance of such assets is depreciated prospectively over the residual life of such assets at the rate of depreciation and methodology notified by CERC tariff regulations.
- n) Where the life and / or efficiency of an asset is increased due to renovation and modernization, the expenditure thereon along with its unamortized depreciable amount is charged prospectively over the revised / remaining useful life determined by technical assessment.



445



- o) Spares parts procured along with the Plant & Machinery or subsequently which are capitalized and added in the carrying amount of such item are depreciated over the residual useful life of the related plant and machinery at the rates and methodology notified by CERC.

19.0 Impairment of non-financial assets other than inventories

- a. The Company assesses, at each reporting date, whether there is an indication that an asset may be impaired. If any indication exists, or when annual impairment testing for an asset is required, the Company estimates the asset's recoverable amount. An asset's recoverable amount is the higher of an asset's or cash-generating unit's (CGU) fair value less costs of disposal and its value in use. Recoverable amount is determined for an individual asset, unless the asset does not generate cash inflows that are largely independent of those from other assets of the Company. When the carrying amount of an asset or CGU exceeds its recoverable amount, the asset is considered impaired and is written down to its recoverable amount. The resulting impairment loss is recognised in the profit or loss.
- b. In assessing value in use, the estimated future cash flows are discounted to their present value using a pre-tax discount rate that reflects current market assessments of the time value of money and the risks specific to the asset. In determining fair value less costs of disposal, recent market transactions are taken into account. If no such transactions can be identified, an appropriate valuation model is used. These calculations are corroborated by valuation multiples, quoted share prices for publicly traded companies or other available fair value indicators.
- c. In case of expenditure on survey & investigation of projects, if it is decided to abandon such a project under survey & investigation, expenditure incurred thereon is charged to Statement of Profit and Loss in the year in which such decision is taken.
- d. In case a project under survey and Investigation remains in abeyance by the order of appropriate authority/ by injunction of court order, any expenditure incurred on such projects from the date of order/ injunction of court is provided in the books from the date of such order till the period project is kept in abeyance by such order/ injunction. Provision so made is however reversed on the revocation of aforesaid order/ injunction.
- e. Impairment losses recognised in prior periods are assessed at each reporting date for any indications that the loss has decreased or no longer exists. An impairment loss is reversed if there has been a change in the estimates used to determine the recoverable amount. An impairment loss is reversed only to the extent that the asset's carrying amount does not exceed the carrying amount that would have been determined, net of depreciation or amortisation, if no impairment loss had been recognised.

20.0 Income Taxes

Income tax expense comprises current and deferred tax. Tax is recognised in the profit or loss, except to the extent that it relates to items recognised directly in equity or other comprehensive income, in which case the tax is also recognised directly in equity or in other comprehensive income.

a) Current tax

- i) The current tax is the expected tax payable on the taxable income for the year on the basis of the tax laws enacted or substantively enacted at the reporting date and any adjustments to tax payable in previous years. Taxable profit differs from profit as reported in the Statement of Profit and Loss because it excludes items of income or expense that are taxable or deductible in other years and it further excludes items that are never taxable or deductible (permanent differences).

Additional income taxes that arise from the distribution of dividends are recognised at the same time that the liability to pay the related dividend is recognised.

b) Deferred tax

- i) Deferred tax is recognised on temporary differences between the carrying amounts of assets and liabilities in the company's financial statements and the corresponding tax bases used in the computation of taxable profit and are accounted for using the Balance Sheet method. Deferred tax liabilities are generally recognised for all taxable temporary differences, and



deferred tax assets are generally recognised for all deductible temporary differences, unused tax losses and unused tax credits to the extent that it is probable that future taxable profits will be available against which those deductible temporary differences, unused tax losses and unused tax credits can be utilised. Such assets and liabilities are not recognised if the temporary difference arises from the initial recognition (other than in a business combination) of an asset or liability in a transaction that at the time of the transaction affects neither the taxable profit or loss nor the accounting profit or loss.

- ii) The carrying amount of deferred tax assets is reviewed at each balance sheet date and reduced to the extent that it is no longer probable that sufficient taxable profits will be available against which the temporary differences can be utilised.
- iii) Deferred tax assets and liabilities are measured at the tax rates that are expected to apply in the period in which the liability is settled or the asset realised, based on tax rates (and tax laws) that have been enacted or substantively enacted by the balance sheet date. The measurement of deferred tax liabilities and assets reflects the tax consequences that would flow in the manner in which the Company expects, at the reporting date, to recover or settle the carrying amount of its assets and liabilities.
- iv) Deferred tax is recognised in profit or loss except to the extent that it relates to items recognised directly in other comprehensive income or equity, in which case it is recognised in other comprehensive income or equity.
- v) Deferred income tax assets and liabilities are offset when there is a legally enforceable right to offset current tax assets against current tax liabilities, and when the deferred income tax assets and liabilities relate to income taxes levied by the same taxation authority on either the taxable entity or different taxable entities where there is an intention to settle the balances on a net basis.
- vi) Deferred tax recovery adjustment account is credited/ debited to the extent the deferred tax for the current period which forms part of current tax in the subsequent periods and affects the computation of return on equity (ROE), a component of tariff.

21.0 Compensation from third parties

Impairments or losses of items, related claims for payments of compensation from third parties including insurance companies and any subsequent purchase or construction of assets/inventory are separate economic events and are accounted for separately.

Compensation from third parties including from insurance companies for items of property, plant and equipment or for other items that were impaired, lost or given up is included in profit or loss when the compensation becomes receivable. Insurance claims for loss of profit are accounted for in the year of acceptance.

22.0 Segment Reporting

- a) In accordance with Ind AS 108 – Operating Segment, the operating segments used to present segment information are identified on the basis of internal reports used by the Company's Management to allocate resources to the segments and assess their performance. The Board of Directors is collectively the Company's "Chief Operating Decision Maker" or "CODM" within the meaning of Ind AS 108.
- b) Electricity generation is the principal business activity of the company. Other operations viz., Contracts, Project Management and Consultancy works do not form a reportable segment as per the Ind AS -108 - 'Operating Segments'.
- c) The company is having a single geographical segment as all its Power Stations are located within the Country.

23.0 Leases

a) Company as a Lessee:

- i. Leases of property, plant and equipment (mainly land acquired through lump sum upfront payments), where the Company, as lessee, has substantially all the risks and rewards of ownership are classified as finance lease. Such finance leases are generally



447



26.0 Miscellaneous

- a) Each material class of similar items is presented separately in the financial statements. Items of a dissimilar nature or function are presented separately unless they are immaterial.
- b) Liabilities for Goods in transit/Capital works executed but not certified are not provided for, pending inspection and acceptance by the Company.




NOTE NO. 2.1 Property, Plant and Equipment as on 31.03.2017


(Amount in ₹)

Sl. No.	PARTICULARS	GROSS BLOCK						DEPRECIATION				NET BLOCK		
		As at 01-Apr-2016	Additions		Deductions		Other Adjustments	As at 31st March, 2017	As at 01-Apr-2016	For the Period	Adjustments	As at 31st March, 2017	As at 31st March, 2017	As at 31st March, 2016
			IUT	Others	IUT	Others								
i)	Land – Freehold	0	0	0	0	0	0	0	0	0	0	0	0	
ii)	Land – Leasehold	37573727	0	0	0	0	37573727	3921129	1307052	0	5228181	32345546	33652598	
iii)	Roads and Bridges	56488027	0	4024230	0	0	60512257	5809891	2255429	0	8065320	52446937	50678136	
iv)	Buildings	1829853228	0	14215819	134418	749258	1843185371	192511529	62290282	-21210	254780601	1588404770	1637341699	
v)	Railway sidings	41186762	0	0	0	0	41186762	9196740	3065580	0	12262320	28924442	31990022	
vi)	Hydraulic Works(Dams, Water Conductor system, Hydro mechanical gates, tunnels)	10405799192	0	69077396	0	2551574	10472325014	1634075913	555292103	0	2189368016	8282956998	8771723279	
vii)	Generating Plant and machinery	6269930358	0	59624072	0	1037213	6328517217	964068650	335886744	-13059	1299942335	5028574882	5305861708	
viii)	Plant and machinery Sub station	4804448	0	612560	0	0	5417008	1082259	390159	0	1472418	3944590	3722189	
ix)	Plant and machinery Transmission lines	14508272	0	1184786	0	0	15693058	3320532	1159310	0	4479842	11213216	11187740	
x)	Plant and machinery Others	1886768	162000	0	0	0	2048768	648417	211704	45917	906038	1142730	1238351	
xi)	Construction Equipment	39415498	9256	2108061	0	0	41532815	2726223	3020177	22314	5768714	35764101	36689275	
xii)	Water Supply System/Drainage and Sewerage	13206808	0	977752	0	0	14184560	912691	574997	0	1487688	12696872	12294117	
xiii)	Electrical installations	104206	0	21070	0	0	125276	23688	8736	0	32424	92852	80518	
xiv)	Vehicles	3663849	0	779469	0	0	4443318	108862	359267	0	468129	3975189	3554987	
xv)	Aircraft/ Boats	55647	0	0	0	0	55647	5306	5292	0	10598	45049	50341	
xvi)	Furniture and fixture	12562387	2398996	1521199	25000	199509	16258073	1412249	900621	1674564	3987434	12270639	11150138	
xvii)	Computers	10841092	435466	5122091	48162	260458	16090029	4852012	2570515	445736	7868263	8221766	5989080	
xviii)	Communication Equipment	785741	0	1309239	0	1309239	785741	64734	304316	-254576	114474	671267	721007	
xix)	Office Equipments	6423551	810003	634357	46960	0	7820951	1493056	635297	408778	2537131	5283820	4930495	
xx)	Research and Development	0	0	0	0	0	0	0	0	0	0	0	0	
xxi)	Other assets	8583116	236354	2088080	0	44740	10862810	1501542	635927	84490	2221959	8640851	7081574	
xxii)	Tangible Assets of minor value >750 and < Rs.5000	1970506	697959	250806	3300	0	2915971	1969169	250701	694418	2914288	1683	1337	
	Total	18759643183	4750034	163550987	257840	6151991	18921534373	2829704592	971124209	3087372	3803916173	15117618200	15929938591	
	Previous year	18622486022	1648472	164098176	348737	31300750	18759643183	1861566733	969663426	-1525567	2829704592	15929938591	16760919289	




 प्रबन्धक (वित्त) Manager (F)
 एन.एच.पी.सी.लि./N.H.P.C LTD.
 टि०एल०डी० पी एस, रम्बी /TLD III PS, Rambi
 पो० रियांग, दार्जिलिंग-७३४३२९
 P.O. Reang, Darjeeling (W.B.) 734321




 डी. चट्टोपाध्याय/D. Chattopadhyay
 महाप्रबन्धक/General Manager
 तीस्ता लो डैम-III पावर स्टेशन, रम्बी
 Teesta Low Dam-III Power Station, Rambi

NOTE NO. 2.3 INVESTMENT PROPERTY

(Amount in ₹)


Sl. No.	PARTICULARS	As at 01-Apr-2016	GROSS BLOCK					AMORTISATION				NET BLOCK		
			Additions		Deductions		Other Adjustments	As at 31st March, 2017	As at 01-Apr-2016	For the Period	Adjustments	As at 31st March, 2017	As at 31st March, 2017	As at 31st March, 2016
			IUT	Others	IUT	Others								
i)	Land Freehold	0	0	0	0	0	0	0	0	0	0	0	0	
	Total	0	0	0	0	0	0	0	0	0	0	0	0	
	Previous year						0				0	0	0	


NOTE NO. 2.4 Other Intangible Assets

0

(Amount in ₹)

Sl. No.	PARTICULARS	As at 01-Apr-2016	GROSS BLOCK					AMORTISATION				NET BLOCK		
			Additions		Deductions		Other Adjustments	As at 31st March, 2017	As at 01-Apr-2016	For the Period	Adjustments	As at 31st March, 2017	As at 31st March, 2017	As at 31st March, 2016
			IUT	Others	IUT	Others								
i)	Land- Right to Use	370744914	0	36916992	0	0	0	407661906	28215543	12916520	0	41132063	366529843	342529371
ii)	Computer Software	2634835	4430	0	0	4430	0	2634835	1293802	874077	0	2167879	466956	1341033
	Total	373379749	4430	36916992	0	4430	0	410296741	29509345	13790597	0	43299942	366996799	343870404
	Previous year	288203557		85176193			1	373379749	19019655	10487880	1810	29509345	343870404	269183902


 प्रबन्धक (प्रवर्त) Manager (F)
 एन.एच.पी.सी. लि./N.H.P.C LTD.
 टि०एल०डी० पी एस, रम्बी /TLD III PS, Rambhi
 पो० रियांग, दार्जिलिंग-७३४३२९
 P.O. Reang, Darjeeling (W.B.) 734321


 डी. चट्टोपाध्याय/D. Chattopadhyay
 महाप्रबन्धक/General Manager
 तीस्ता लो डैम-III पावर स्टेशन, रम्बी
 Teesta Low Dam-III Power Station, Rambhi



Sl. No.	PARTICULARS	GROSS BLOCK						DEPRECIATION				NET BLOCK		
		As at 01-Apr-2015	Additions		Deductions		Other Adjustments	As at 31-Mar-2016	As at 01-Apr-2015	For the Period	Adjustments	As at 31-Mar-2016	As at 31-Mar-2016	As at 31st March, 2015
			IUT	Others	IUT	Others								
i)	Land – Freehold	0	0	0	0	0	0	0	0	0	0	0	0	
ii)	Land – Leasehold	37573727	0	0	0	0	37573727	2614080	1307049	0	3921129	33652598	34959647	
iii)	Roads and Bridges	52462288	0	4025739	0	0	56488027	3669834	2140057	0	5809891	50678136	48792454	
iv)	Buildings	1802535407	0	28745396	0	1427575	1829853228	123093970	69418051	-492	192511529	1637341699	1679441437	
v)	Railway sidings	41219265	0	0	0	32503	41186762	6135960	3066180	-5400	9196740	31990022	35083305	
vi)	Hydraulic Works(Dams, Water Conductor system, Hydro mechanical gates, tunnels)	10362984078	0	57271296	0	14456182	10405799192	1080269227	553806686	0	1634075913	8771723279	9282714851	
vii)	Generating Plant and machinery	6244404544	0	32345520	0	9879706	6269930358	632051527	332008741	8382	964068650	5305861708	5612353017	
viii)	Plant and machinerySub station	4804448	0	0	0	0	4804448	720963	361296	0	1082259	3722189	4083485	
ix)	Plant and machineryTransmission lines	14508272	0	0	0	0	14508272	2213688	1106844	0	3320532	11187740	12294584	
x)	Plant and machinery Others	1886770	0	0	0	2	1886768	437769	210648	0	648417	1238351	1449001	
xi)	Construction Equipment	13262116	1648472	24550021	0	45111	39415498	1407850	1287903	30470	2726223	36689275	11854266	
xii)	Water Supply System/Drainage and Sewerage	10477758	0	2756460	0	27410	13206808	519595	396132	-3036	912691	12294117	9958163	
xiii)	Electrical installations	146861	0	0	0	42655	104206	27984	12468	-16764	23688	80518	118877	
xiv)	Vehicles	254129	0	3449336	39616	0	3663849	14492	94370	0	108862	3554987	239637	
xv)	Aircraft/ Boats	55647	0	0	0	0	55647	14	5292	0	5306	50341	55633	
xvi)	Furniture and fixture	8553538	0	4889129	50000	830280	12562387	1197998	580721	-366470	1412249	11150138	7355540	
xvii)	Computers	8968937	0	2279688	222096	185437	10841092	3011858	2146718	-306564	4852012	5989080	5957079	
xviii)	Communication Equipment	2666269	0	135720	0	2016248	785741	563558	54325	-553149	64734	721007	2102711	
xix)	Office Equipments	5962275	0	923847	0	462571	6423551	1152474	542111	-201529	1493056	4930495	4809801	
xx)	Research and Development	0	0	0	0	0	0	0	0	0	0	0	0	
xxi)	Other assets	8295515	0	2163361	37025	1838735	8583116	1003043	558173	-59674	1501542	7081574	7292472	
xxii)	Tangible Assets of minor value >750 and < Rs.5000	1464178	0	562663	0	56335	1970506	1460849	559661	-51341	1969169	1337	3329	
	Total	18622486022	1648472	164098176	348737	31300750	18759643183	1861566733	969663426	-1525567	2829704592	15929938591	16760919289	
	Previous year	18573535123	2040595	358877336			-311967032	18622486022	931425939	928781646	1359148	1861566733	16760919289	

NOTE NO. 2.3 INVESTMENT PROPERTY

(Amount in ₹)

Sl. No.	PARTICULARS	As at 01-Apr-2015	GROSS BLOCK					AMORTISATION				NET BLOCK		
			Additions		Deductions		Other Adjustments	As at 31-Mar-2016	As at 01-Apr-2015	For the Period	Adjustments	As at 31-Mar-2016	As at 31-Mar-2016	As at 31st March, 2015
			IUT	Others	IUT	Others								
i)	Land Freehold	0	0	0	0	0	0	0	0	0	0	0	0	
	Total	0	0	0	0	0	0	0	0	0	0	0	0	
	Previous year	0	0	0	0	0	0	0	0	0	0	0	0	

NOTE NO. 2.4 Other Intangible Assets

0

0

(Amount in ₹)

Sl. No.	PARTICULARS	As at 01-Apr-2015	GROSS BLOCK					AMORTISATION				NET BLOCK		
			Additions		Deductions		Other Adjustments	As at 31-Mar-2016	As at 01-Apr-2015	For the Period	Adjustments	As at 31-Mar-2016	As at 31-Mar-2016	As at 31st March, 2015
			IUT	Others	IUT	Others								
i)	Land- Right to Use	286969589	0	83775325	0	0	370744914	18599931	9613801	1811	28215543	342529371	268369658	
ii)	Computer Software	1233968	0	1400868	0	1	2634835	419724	874079	-1	1293802	1341033	814244	
	Total	288203557	0	85176193	0	1	373379749	19019655	10487880	1810	29509345	343870404	269183902	
	Previous year	277638456	0	10565101	0	0	288203557	9278994	9740661	0	19019655	269183902	268359462	




452

Annexure to Note 2.1 & 2.4 as at
31.03.2017

1.1 Addition of Fixed assets on account of Others (New Purchases & CWIP Capitalized)

Sl. No.	Particular of assets	Head of account	Gross block Adjusted (Rs.)
1	SOFA SET 3 SEATER	411707	32,086
2	SOFA SET 3 SEATER	411707	32,086
3	SOFA SET 3 SEATER	411707	32,086
4	SOFA SET 3 SEATER	411707	32,086
5	SOFA SET 3 SEATER	411707	32,086
6	SOFA SET 3 SEATER	411707	32,086
7	SOFA SET 3 SEATER	411707	32,086
8	GPRS BASED RTU CPU. - MAKE : M	411901	6,29,459
9	GATEWAY SYSTEM FOR GPRS BAS	411901	6,79,780
10	4 TON STAND AC - VOLTAS - VENT	412008	87,000
11	4 TON STAND AC - VOLTAS - VENT	412008	87,000
12	FABRICATED RACK FOR BATTERY	411701	10,660
13	TATA SKY HD SET-TOP BOX AS A	412801	1,700
14	TATA SKY HD SET-TOP BOX AS A	412801	1,700
15	TATA SKY HD SET-TOP BOX AS A	412801	1,700
16	TATA SKY HD SET-TOP BOX AS A	412801	1,700
17	INVERTER 3.6 KVA, MICROTEK	411402	21,070
18	KITCHEN CHIMNEY - SLEEK/KARIN-	412007	25,000
19	ELECTRIC KETTLE 1.7 LTR	412801	1,050
20	GAS STOVE (3 BURNERS)	412801	3,685
21	CHAIN PULLEY BLOCK 20 TON CAP	412503	2,24,700
22	RATCHET LEVER HOIST 3 TON CAP	412503	21,105
23	CHAIN PULLEY BLOCK 20 TON CAP	412503	2,24,700
24	RATCHET LEVER HOIST 3 TON CAP	412503	21,105
25	WIRELESS ADSL BROADBAND MO	412801	1,418
26	LED TV 28 SONY -BRAVIA, MODEL-	412501	24,700
27	LED TV 28 SONY -BRAVIA, MODEL-	412501	24,700
28	LED TV 28 SONY -BRAVIA, MODEL-	412501	24,700
29	LED TV 28 SONY -BRAVIA, MODEL-	412501	24,700
30	LED TV 28 SONY -BRAVIA, MODEL-	412501	24,700
31	LED TV 28 SONY -BRAVIA, MODEL-	412501	24,700
32	LED TV 28 SONY -BRAVIA, MODEL-	412501	24,700
33	SUMSUNG 32" LED TV (MODEL NO.	412501	26,800
34	SAMSUNG MICROWAVE OVEN, 20	412007	6,000
35	WHIRLPOOL REFRIGERATOR 265 L	412007	26,150
36	PHILIPS MIXER GRINDER PHILIPS,	412801	3,990
37	41 MVA, 3-PHASE, 220KV/11KV GENE	410702	3,66,77,500
38	WALL FAN 400 MM SWEEP	412801	1,985
39	WALL FAN 400 MM SWEEP	412801	1,985
40	WALL FAN 400 MM SWEEP	412801	1,985
41	WALL FAN 400 MM SWEEP	412801	1,985
42	WALL FAN 400 MM SWEEP	412801	1,985
43	WALL FAN 400 MM SWEEP	412801	1,985
44	WALL FAN 400 MM SWEEP	412801	1,985
45	WALL FAN 400 MM SWEEP	412801	1,985
46	WALL FAN 400 MM SWEEP	412801	1,985
47	WALL FAN 400 MM SWEEP	412801	1,985
48	EXHAUST FAN	412801	1,135
49	EXHAUST FAN	412801	1,135
50	EXHAUST FAN	412801	1,135
51	EXHAUST FAN	412801	1,135
52	EXHAUST FAN 450 MM SWEEP, ME	412801	3,200
53	EDJ-40T TRI-AXIAL JOINT METER	410601	1,58,562
54	EDJ-40T TRI-AXIAL JOINT METER	410601	1,58,562
55	EDJ-40T TRI-AXIAL JOINT METER	410601	1,58,562
56	EDJ-40T TRI-AXIAL JOINT METER	410601	1,58,562
57	EDJ-40T TRI-AXIAL JOINT METER	410601	1,58,562
58	Toe Protection Work along with drain	410201	1,90,115
59	Toe Protection Work along with drain	410201	1,028
60	PCC Cladding and Lining work at Y-ju	410301	375
61	Widening of formation width at RD 146	410301	75,501
62	Ucrete MF flooring work in service bay	410301	21,93,545
63	Providing Roof and provision of concre	410328	(750)
64	Paverblock fixing and pipe railing work	410601	1,32,324
65	In situ Soil Mechanic testing for storag	410601	(1,700)
66	SUPPLY AND INSTALLATION OF ST	410905	8,66,444
67	SUPPLY AND INSTALLATION OF ST	410905	3,18,342
68	Providing and Fixing Aluminium Comp	410601	22,59,131
69	Breaking of overhang old concrete pav	410601	17,157
70	Balance civil works at ground floor of S	410601	13,701
71	Strengthening of slope protection at le	410601	4,71,973
72	Strengthening and protection of Balley	410601	1,32,878
73	Construction of RCC platform for inst	410802	6,12,560
74	RENOVATION AND EXTENSION OF	411202	8,42,013
75	EDJ-40T TRI-AXIAL JOINT METER	410601	11,450



76	EDJ-40T TRI-AXIAL JOINT METER	410601	11,450
77	EDJ-40T TRI-AXIAL JOINT METER	410601	11,450
78	EDJ-40T TRI-AXIAL JOINT METER	410601	11,450
79	EDJ-40T TRI-AXIAL JOINT METER	410601	11,450
80	ECHOGRAPH"IT" RSG-35	412503	1,13,594
81	FMR240-A5VIAPJAA4F MICROPILOT	412503	1,65,523
82	SOLAR PANEL FULL AUTOMATIC P	412503	44,279
83	GSM MODEM ,RS-232,QUAD BAND	411806	1,09,190
84	HYDRO-MECHANICAL WORKS-DAM	410608	26,814
85	HYDRO-MECHANICAL WORKS-TUNN	410610	6,555
86	HYDRO MECHANICAL WORKS-TAIL	410611	3,341
87	MAIN GENERATING EQUIPMENT UP	410701	24,683
88	MAIN GENERATING EQUIPMENT UP	410701	24,683
89	MAIN GENERATING EQUIPMENT U	410701	24,683
90	MAIN GENERATING EQUIPMENT U	410701	24,681
91	GENERATOR STEP UP TRANSFOR	410702	2,166
92	GENERATOR STEP UP TRANSFOR	410702	2,165
93	GENERATOR STEP UP TRANSFOR	410702	2,165
94	GENERATOR STEP UP TRANSFOR	410702	2,165
95	OTHER POWER PLANT TRANSFOR	410703	449
96	OTHER POWER PLANT TRANSFOR	410703	449
97	OTHER POWER PLANT TRANSFOR	410703	449
98	OTHER POWER PLANT TRANSFOR	410703	448
99	COOLING WATER SYSTEMS UNIT 2	410704	462
100	COOLING WATER SYSTEMS UNIT 3	410704	462
101	COOLING WATER SYSTEMS UNIT 4	410704	463
102	COOLING WATER SYSTEMS UNIT 1	410704	462
103	SWITCH GEAR INCLUDING CABLE	410705	4,961
104	SWITCH GEAR INCLUDING CABLE	410705	4,961
105	SWITCH GEAR INCLUDING CABLE	410705	4,961
106	SWITCH GEAR INCLUDING CABLE	410705	4,960
107	DC SYSTEMS/BATTERY SYSTEMS	410707	180
108	DC SYSTEMS/BATTERY SYSTEMS	410707	180
109	DC SYSTEMS/BATTERY SYSTEMS	410707	180
110	DC SYSTEMS/BATTERY SYSTEMS	410707	179
111	POWER AND CONTROL CABLES UP	410708	1,050
112	POWER AND CONTROL CABLES UP	410708	1,050
113	POWER AND CONTROL CABLES UP	410708	1,050
114	POWER AND CONTROL CABLES U	410708	1,050
115	COOLING WATER SYSTEMS UNIT	410709	367
116	COOLING WATER SYSTEMS UNIT	410709	368
117	COOLING WATER SYSTEMS UNIT	410709	367
118	COOLING WATER SYSTEMS UNIT	410709	367
119	POWER LINE CARRIER COMMUNIC	410710	100
120	POWER LINE CARRIER COMMUNIC	410710	100
121	POWER LINE CARRIER COMMUNIC	410710	100
122	POWER LINE CARRIER COMMUNIC	410710	100
123	METERING EQUIPMENTS-GPM UN	410711	1,825
124	METERING EQUIPMENTS-GPM UNI	410711	1,825
125	METERING EQUIPMENTS-GPM UNI	410711	1,824
126	METERING EQUIPMENTS-GPM UN	410711	1,824
127	AUXILIARY AND ANCILLARY SYSTE	410712	380
128	AUXILIARY AND ANCILLARY SYSTE	410712	380
129	AUXILIARY AND ANCILLARY SYSTE	410712	379
130	AUXILIARY AND ANCILLARY SYSTE	410712	380
131	MISC. POWER PLANT EQUIPMENT	410713	1,210
132	MISC. POWER PLANT EQUIPMENT	410713	1,210
133	MISC. POWER PLANT EQUIPMENT	410713	1,209
134	MISC. POWER PLANT EQUIPMENT	410713	1,210
135	WATER GEYSER, 2 KW,230 VOLT ,	411702	8,990
136	WATER GEYSER, 2 KW,230 VOLT ,	411702	8,990
137	WALL FAN 400 MM SWEEP	412801	2,090
138	WALL FAN 400 MM SWEEP	412801	2,090
139	WALL FAN 400 MM SWEEP	412801	2,090
140	WALL FAN 400 MM SWEEP	412801	2,090
141	WALL FAN 400 MM SWEEP	412801	2,090
142	WALL FAN 400 MM SWEEP	412801	2,090
143	WALL FAN 400 MM SWEEP	412801	2,090
144	WALL FAN 400 MM SWEEP	412801	2,090
145	WALL FAN 400 MM SWEEP	412801	2,090
146	WALL FAN 400 MM SWEEP	412801	2,090
147	EXHAUST FAN	412801	1,150
148	EXHAUST FAN	412801	1,150
149	EXHAUST FAN	412801	1,150
150	CEILING FAN	412801	2,290
151	CEILING FAN	412801	2,290
152	CEILING FAN	412801	2,290
153	CEILING FAN	412801	2,290
154	CEILING FAN	412801	2,290
155	GASOLINE ENGINE OPERATED PO	410713	4,76,213
156	TATA SKY HD SET TOP BOX INCLU	412801	1,840
157	LED TV 40 INCH, MAKE :SONY MOD	412501	50,800

410611 UNIT.
410711 UNIT.
UNIT - UNIT
UNIT - UNIT

45p



158	SPLIT AC 1.5 TON 5 STAR RATING	412008	36,000
159	TATA SKY HD SET TOP BOX INCLU	412801	1,840
160	LED TV 40 INCH, MAKE :SONY MOD	412501	50,800
161	SPLIT AC 1.5 TON 5 STAR RATING	412008	36,000
162	SPLIT AC 1.5 TON 5 STAR RATING	412008	36,000
163	50 T CAPACITY EYE HOOK CONFO	410608	75,705
164	50 T CAPACITY EYE HOOK CONFO	410608	75,705
165	ALMIRAH STOREWEL - M3 (WITHO	411701	21,512
166	ALMIRAH STOREWEL - M3 (WITHO	411701	21,512
167	SM 24 PORT SWITCH 10/100/1000 G	411804	10,815
168	8 PORT GIGABIT SWITCH 10/100 /1	412801	2,100
169	8 PORT GIGABIT SWITCH 10/100 /1	412801	2,100
170	ACER VERITON 200Q87 DESKTOP	411801	52,080
171	ACER VERITON 200Q87 DESKTOP	411801	52,080
172	ACER VERITON 200Q87 DESKTOP	411801	52,080
173	ACER VERITON 200Q87 DESKTOP	411801	52,080
174	ACER VERITON 200Q87 DESKTOP	411801	52,080
175	ACER VERITON 200Q87 DESKTOP	411801	52,080
176	ACER VERITON 200Q87 DESKTOP	411801	52,080
177	ACER VERITON 200Q87 DESKTOP	411801	52,080
178	ACER VERITON 200Q87 DESKTOP	411801	52,080
179	ACER VERITON 200Q87 DESKTOP	411801	52,080
180	ACER VERITON 200Q87 DESKTOP	411801	52,080
181	ACER VERITON 200Q87 DESKTOP	411801	52,080
182	ACER VERITON 200Q87 DESKTOP	411801	52,080
183	ACER VERITON 200Q87 DESKTOP	411801	52,080
184	ACER VERITON 200Q87 DESKTOP	411801	52,080
185	ACER VERITON 200Q87 DESKTOP	411801	52,080
186	ACER VERITON 200Q87 DESKTOP	411801	52,080
187	READOUT UNIT FOR MONITORING	410711	1,05,975
188	JUNCTION BOX MODEL EJB-1-4 (1:	412801	4,946
189	JUNCTION BOX MODEL EJB-1-4 (1:	412801	4,946
190	JUNCTION BOX MODEL EJB-1-4 (1:	412801	4,946
191	JUNCTION BOX MODEL EJB-1-4 (1:	412801	4,946
192	Issue for Material Requisition MR1141	410711	87,700
193	Supply & Installation of spares for Fevi	410711	19,465
194	Construction of catch water pit betwee	410201	1,73,898
195	Providing and laying road kerbs on ma	410201	2,46,104
196	Providing and Fixing a covered steel la	410601	3,220
197	Expansion of joint treatment at Barrage	410601	5,09,414
198	Finishing work of stair T terrace of silt	410601	2,84,150
199	Supply And Installation Of Antique Stre	410601	18,39,440
200	CONSTRUCTION OF TOILET BEHIN	410601	27,188
201	BALANCE WORK OF GRATINGS AN	410601	32,306
202	Supply and Installation of RTU system	410714	3,25,000
203	Supply and Installation of Digital Gove	410714	1,62,922
204	Supply and Installation of Digital Gove	410714	29,09,878
205	AC installation charges	412008	1,725
206	AC installation charges	412008	1,725
207	AC installation charges	412008	1,725
208	MAIN GENERATING EQUIPMENT UP	410701	24,54,706
209	MAIN GENERATING EQUIPMENT UP	410701	24,54,706
210	MAIN GENERATING EQUIPMENT U	410701	24,54,706
211	MAIN GENERATING EQUIPMENT U	410701	24,54,706
212	GENERATOR STEP UP TRANSFOR	410702	21,849
213	GENERATOR STEP UP TRANSFOR	410702	21,849
214	GENERATOR STEP UP TRANSFOR	410702	21,849
215	GENERATOR STEP UP TRANSFOR	410702	21,849
216	SWITCH GEAR INCLUDING CABLE	410705	46,741
217	SWITCH GEAR INCLUDING CABLE	410705	46,741
218	SWITCH GEAR INCLUDING CABLE	410705	46,741
219	SWITCH GEAR INCLUDING CABLE	410705	46,741
220	POWER AND CONTROL CABLES UP	410708	20,189
221	POWER AND CONTROL CABLES UP	410708	20,189
222	POWER AND CONTROL CABLES UP	410708	20,189
223	POWER AND CONTROL CABLES U	410708	20,189
224	POWER LINE CARRIER COMMUNIC	410710	2,750
225	POWER LINE CARRIER COMMUNIC	410710	2,750
226	POWER LINE CARRIER COMMUNIC	410710	2,750
227	POWER LINE CARRIER COMMUNIC	410710	2,750
228	MISC. POWER PLANT EQUIPMENT	410713	34,511
229	MISC. POWER PLANT EQUIPMENT	410713	34,511
230	MISC. POWER PLANT EQUIPMENT	410713	34,511
231	MISC. POWER PLANT EQUIPMENT	410713	34,511
232	PLCC item DC Converter Stabilizer an	410714	89,505
233	Rotor and Printed Circuit	410714	27,22,875
234	UPS 1KVA LINE INTERACTIVE WIT	412801	2,700
235	UPS 1KVA LINE INTERACTIVE WIT	412801	2,700
236	UPS 1KVA LINE INTERACTIVE WIT	412801	2,700
237	SCREW JACK 50 TON	412801	2,993
238	SCREW JACK 50 TON	412801	2,993
239	SCREW JACK 50 TON	412801	2,993



455

240	SCREW JACK 50 TON	412801	2,993
241	SCREW JACK 50 TON	412801	2,993
242	SCREW JACK 50 TON	412801	2,993
243	UPS 1KVA LINE INTERACTIVE WIT	412801	2,700
244	UPS 1KVA LINE INTERACTIVE WIT	412801	2,700
245	UPS 1KVA LINE INTERACTIVE WIT	412801	2,700
246	UPS 1KVA LINE INTERACTIVE WIT	412801	2,700
247	UPS 1KVA LINE INTERACTIVE WIT	412801	2,700
248	UPS 1KVA LINE INTERACTIVE WIT	412801	2,700
249	UPS 1KVA LINE INTERACTIVE WIT	412801	2,700
250	UPS 1KVA LINE INTERACTIVE WIT	412801	2,700
251	OPPO MOBILE NEO7 A33F	412503	8,000
252	UPS 1KVA LINE INTERACTIVE WIT	412801	2,700
253	HIGH PRESSURE CENTRIFUGAL BL	410714	45,900
254	HIGH PRESSURE CENTRIFUGAL BL	410714	45,900
255	CENTRIFUGAL OIL SEP.SS D.PAD/C	410714	29,433
256	CENTRIFUGAL OIL SEP.SS D.PAD/C	410714	29,433
257	CENTRIFUGAL BLOWER WITH 2 MN	410714	52,211
258	CENTRIFUGAL BLOWER WITH 2 MN	410714	52,211
259	CENTRIFUGAL BLOWER FAN WITH	410714	61,391
260	CENTRIFUGAL BLOWER FAN WITH	410714	61,391
261	HP OFFICE JET 7110 WIDE FORMA	411803	21,368
262	Digital Copier	412003	88,652
263	UPS 1KVA LINE INTERACTIVE WIT	412801	2,700
264	UPS 1KVA LINE INTERACTIVE WIT	412801	2,700
265	UPS 1KVA LINE INTERACTIVE WIT	412801	2,700
266	SINGLE STRECHER TATA WINGER	411506	7,67,817
267	MOBILE VACUUM PUMP UNIT WITH	412502	7,15,020
268	OIL FILLED RADIATOR/HEATER	412020	9,070
269	OIL FILLED RADIATOR/HEATER	412020	9,070
270	OIL FILLED RADIATOR/HEATER	412020	9,070
271	OIL FILLED RADIATOR/HEATER	412020	9,070
272	UPS 1KVA LINE INTERACTIVE WIT	412801	2,700
273	UPS 1KVA LINE INTERACTIVE WIT	412801	2,700
274	LAN SWITCH 8 PORT	411804	16,909
275	LAN SWITCH 8 PORT	411804	16,909
276	LAN SWITCH 8 PORT	411804	16,909
277	MEDIA CONVERTER GIGABIT - SM	411804	6,666
278	MEDIA CONVERTER GIGABIT - SM	411804	6,666
279	MEDIA CONVERTER GIGABIT - SM	411804	6,666
280	MEDIA CONVERTER GIGABIT - SM	411804	6,665
281	APPLICATION OF SHORTCRETE OV	410601	8,08,372
282	RENOVATION AND EXTENSION OF	411202	57,680
283	Construction of Recreation, Kitchen ar	410328	13,45,193
284	Internal electrification of Building Exter	410328	3,88,709
285	Barbed Wire Fencing At Left Bank, Im	410601	55,42,551
286	BARBED WIRE FENCING AT RIGHT	410601	42,03,771
287	Providing Water Supply for room shed	411201	78,059
288	Upgradation of existing road from Sect	410201	16,08,968
289	MODIFICATION OF EXISTING WATE	410301	19,19,713
290	COMPENSATION FOR Quarry Worke	410121	3,69,16,992
291	BUILDING CONTAINING HYDRO EL	410301	20,000
292	DIGITAL TDMA (2 SLOTS) BASED D	411804	19,895
293	DIGITAL TDMA (2 SLOTS) BASED D	411804	19,895
294	DIGITAL TDMA (2 SLOTS) BASED D	411804	19,895
295	DIGITAL TDMA (2 SLOTS) BASED D	411804	19,895
296	DIGITAL TDMA (2 SLOTS) BASED D	411804	19,895
297	DIGITAL TDMA (2 SLOTS) BASED D	411804	19,895
298	DIGITAL TDMA (2 SLOTS) BASED D	411804	19,895
299	DIGITAL TDMA (2 SLOTS) BASED D	411804	19,895
300	DIGITAL TDMA (2 SLOTS) BASED D	411804	19,895
301	DIGITAL TDMA (2 SLOTS) BASED D	411804	19,895
302	DIGITAL TDMA (2 SLOTS) BASED D	411804	19,895
303	DIGITAL TDMA (2 SLOTS) BASED D	411804	19,895
304	DIGITAL TDMA (2 SLOTS) BASED D	411804	19,895
305	DIGITAL TDMA (2 SLOTS) BASED D	411804	19,895
306	DIGITAL TDMA (2 SLOTS) BASED D	411804	19,895
307	DIGITAL TDMA (2 SLOTS) BASED D	411804	19,895
308	DIGITAL TDMA (2 SLOTS) BASED FI	411804	37,177
309	DIGITAL TDMA (2 SLOTS) BASED FI	411804	37,177
310	DIGITAL TDMA (2 SLOTS) BASED FI	411804	37,177
311	DIGITAL TDMA (2 SLOTS) BASED D	411804	19,895
312	DIGITAL TDMA (2 SLOTS) BASED D	411804	19,895
313	DIGITAL TDMA (2 SLOTS) BASED D	411804	19,895
314	DIGITAL TDMA (2 SLOTS) BASED D	411804	19,895
315	DIGITAL TDMA (2 SLOTS) BASED FI	411804	37,177
316	DIGITAL TDMA (2 SLOTS) BASED FI	411804	37,177
317	DIGITAL TDMA (2 SLOTS) BASED FI	411804	37,177
318	SUBMERSIBLE PUMP'S STARTER F	411112	33,999
319	7.5HP, 3-PHASE NON-CLOG/SEWAC	411112	1,62,992
320	FOOT STEP (DOUBLE STEP)	412801	3,780
321	SUCTION MACHINE	412801	3,570

456



322	ENT SET, MAKE MSI	412801	1,040
323	3- 1/2 DIGITS SOUND LEVEL METE	412502	7,505
324	OFDM BASED POINT TO POINT RA	411804	2,18,709
325	POINT TO MULTIPOINT CUSTOMER	411804	27,131
326	POINT TO MULTIPOINT CUSTOMER	411804	27,131
327	TILE/MARBLE CUTTER MACHINE -	412801	3,045
328	FIXED DISPLACEMENT AXIAL PISTC	411130	2,74,723
329	FIXED DISPLACEMENT AXIAL PISTC	411130	2,74,723
330	FIXED DISPLACEMENT AXIAL PISTC	411130	1,50,972
331	FIXED DISPLACEMENT AXIAL PISTC	411130	1,50,972
332	ELECTRIC MOTOR 15KW,415 V DEL	411130	48,097
333	ELECTRIC MOTOR 0.75 KW, 415 V D	411130	7,103
334	ELECTRIC MOTOR 5.5 KW, 415 V D	411130	18,377
335	ELECTRIC MOTOR 5.5 KW, 415 V D	411130	18,377
336	ELECTRIC MOTOR 30 KW, 415 V, 3	411130	1,03,760
337	ELECTRIC MOTOR 30 KW, 415 V, 3	411130	1,03,760
338	INDUCTION MOTOR 415V,3PH,4P,IS	411130	1,00,821
339	INDUCTION MOTOR 415V,3PH,4P, IS	411130	83,375
340	INDUCTION MOTOR 415V,3PH,4P, IS	411130	83,375
341	INDUCTION MOTOR 3.7 KW, 415V ,	411130	16,422
342	EXHAUST FAN	412801	1,265
343	EXHAUST FAN	412801	1,265
344	EXHAUST FAN	412801	1,265
345	EXHAUST FAN	412801	1,265
346	EXHAUST FAN	412801	1,265
347	EXHAUST FAN	412801	1,265
348	EXHAUST FAN	412801	1,265
349	EXHAUST FAN	412801	1,265
350	EXHAUST FAN	412801	1,265
351	EXHAUST FAN	412801	1,265
352	EXHAUST FAN	412801	1,265
353	EXHAUST FAN	412801	1,265
354	WOODEN STUDY CHAIR WITH CUS	411707	5,799
355	WOODEN STUDY CHAIR WITH CUS	411707	5,799
356	WOODEN STUDY CHAIR WITH CUS	411707	5,799
357	WOODEN STUDY CHAIR WITH CUS	411707	5,799
358	WOODEN STUDY CHAIR WITH CUS	411707	5,799
359	WOODEN STUDY CHAIR WITH CUS	411707	5,799
360	WOODEN STUDY CHAIR WITH CUS	411707	5,799
361	WOODEN STUDY CHAIR WITH CUS	411707	5,799
362	WOODEN STUDY CHAIR WITH CUS	411707	5,799
363	WOODEN STUDY CHAIR WITH CUS	411707	5,799
364	STUDY TABLE 2'X3, WITH SINGLE D	411707	8,204
365	STUDY TABLE 2'X3, WITH SINGLE D	411707	8,204
366	STUDY TABLE 2'X3, WITH SINGLE D	411707	8,204
367	STUDY TABLE 2'X3, WITH SINGLE D	411707	8,204
368	STUDY TABLE 2'X3, WITH SINGLE D	411707	8,204
369	STUDY TABLE 2'X3, WITH SINGLE D	411707	8,204
370	STUDY TABLE 2'X3, WITH SINGLE D	411707	8,204
371	STUDY TABLE 2'X3, WITH SINGLE D	411707	8,204
372	STUDY TABLE 2'X3, WITH SINGLE D	411707	8,204
373	STUDY TABLE 2'X3, WITH SINGLE D	411707	8,204
374	TEAKWOOD MADE SOFA SET CON	411707	36,840
375	TEAK WOOD MADE CENTRE TABLE	411707	8,124
376	TEAK WOOD MADE CENTRE TABLE	411707	8,124
377	TEAK WOOD MADE CENTRE TABLE	411707	8,124
378	TEAK WOOD MADE CENTRE TABLE	411707	8,124
379	TEAK WOOD MADE CENTRE TABLE	411707	8,124
380	TEAK WOOD MADE CENTRE TABLE	411707	8,124
381	TEAK WOOD MADE CENTRE TABLE	411707	8,124
382	TEAK WOOD MADE CENTRE TABLE	411707	8,124
383	TEAK WOOD MADE CENTRE TABLE	411707	8,124
384	TEAK WOOD MADE CENTRE TABLE	411707	8,124
385	STEEL ALMIRAH BIG	411707	13,711
386	STEEL ALMIRAH BIG	411707	13,711
387	STEEL ALMIRAH BIG	411707	13,711
388	STEEL ALMIRAH BIG	411707	13,711
389	STEEL ALMIRAH BIG	411707	13,711
390	STEEL ALMIRAH BIG	411707	13,711
391	STEEL ALMIRAH BIG	411707	13,711
392	STEEL ALMIRAH BIG	411707	13,711
393	STEEL ALMIRAH BIG	411707	13,711
394	STEEL ALMIRAH BIG	411707	13,711
395	WOODEN CHAIR WITH CUSHION	411707	6,172
396	WOODEN CHAIR WITH CUSHION	411707	6,172
397	WOODEN CHAIR WITH CUSHION	411707	6,172
398	WOODEN CHAIR WITH CUSHION	411707	6,172
399	WOODEN CHAIR WITH CUSHION	411707	6,172
400	WOODEN CHAIR WITH CUSHION	411707	6,172
401	WOODEN CHAIR WITH CUSHION	411707	6,172
402	WOODEN CHAIR WITH CUSHION	411707	6,172
403	WOODEN CHAIR WITH CUSHION	411707	6,172




404	WOODEN CHAIR WITH CUSHION	411707	6,172
405	WOODEN CHAIR WITH CUSHION	411707	6,172
406	WOODEN CHAIR WITH CUSHION	411707	6,172
407	WOODEN CHAIR WITH CUSHION	411707	6,172
408	WOODEN CHAIR WITH CUSHION	411707	6,172
409	WOODEN CHAIR WITH CUSHION	411707	6,172
410	WOODEN CHAIR WITH CUSHION	411707	6,172
411	WOODEN CHAIR WITH CUSHION	411707	6,172
412	WOODEN CHAIR WITH CUSHION	411707	6,172
413	WOODEN CHAIR WITH CUSHION	411707	6,172
414	WOODEN CHAIR WITH CUSHION	411707	6,172
415	DINING TABLE WOODEN TOP SIZE	411707	53,769
416	DINING TABLE WOODEN TOP SIZE	411707	53,769
417	WOODEN BED, 6 1/2'X5'	411707	23,158
418	WOODEN BED, 6 1/2'X5'	411707	23,158
419	WOODEN BED, 6 1/2'X5'	411707	23,158
420	WOODEN BED, 6 1/2'X5'	411707	23,158
421	WOODEN BED, 6 1/2'X5'	411707	23,158
422	WOODEN BED, 6 1/2'X5'	411707	23,158
423	WOODEN BED, 6 1/2'X5'	411707	23,158
424	WOODEN BED, 6 1/2'X5'	411707	23,158
425	WOODEN BED, 6 1/2'X5'	411707	23,158
426	WOODEN BED, 6 1/2'X5'	411707	23,158
427	PREMIUM WOODEN BED SIDE TAB	411707	4,420
428	PREMIUM WOODEN BED SIDE TAB	411707	4,420
429	PREMIUM WOODEN BED SIDE TAB	411707	4,420
430	PREMIUM WOODEN BED SIDE TAB	411707	4,420
431	PREMIUM WOODEN BED SIDE TAB	411707	4,420
432	PREMIUM WOODEN BED SIDE TAB	411707	4,420
433	PREMIUM WOODEN BED SIDE TAB	411707	4,420
434	PREMIUM WOODEN BED SIDE TAB	411707	4,420
435	PREMIUM WOODEN BED SIDE TAB	411707	4,420
436	PREMIUM WOODEN BED SIDE TAB	411707	4,420
437	PREMIUM WOODEN BED SIDE TAB	411707	4,420
438	PREMIUM WOODEN BED SIDE TAB	411707	4,420
439	PREMIUM WOODEN BED SIDE TAB	411707	4,420
440	PREMIUM WOODEN BED SIDE TAB	411707	4,420
441	PREMIUM WOODEN BED SIDE TAB	411707	4,420
442	PREMIUM WOODEN BED SIDE TAB	411707	4,420
443	PREMIUM WOODEN BED SIDE TAB	411707	4,420
444	PREMIUM WOODEN BED SIDE TAB	411707	4,420
445	PREMIUM WOODEN BED SIDE TAB	411707	4,420
446	PREMIUM WOODEN BED SIDE TAB	411707	4,420
447	ELECTRIC IMPACT WRENCH, 1/2 IN	412503	30,240
448	AQUA SURE MAXIMA UV + UF WAT	412007	8,900
449	MICROWAVE OVEN	412007	14,800
450	INDUCTION COOKTOP - MODEL: P	412801	1,750
451	GPRS BASED RTU CPU. - MAKE : M	411804	6,97,970
452	GATEWAY SYSTEM FOR GPRS BA	411804	7,53,769
453	SUPER DOOR FRAME METAL DETE	412503	11,500
454	Road by providing plum concrete wall	410201	6,57,480
455	Ucrete MF flooring work in service bay	410301	75,078
456	CONST. OF TEMP. ACCOMODATIO	410326	2,41,475
457	SECURITY GATE WITH MORCHA Fd	410328	11,14,595
458	Boundary wall near 33KV Station along	410601	15,71,027
459	Providing & Fixing paver block and S r	410601	17,41,508
460	TAILRACE CHANNELS (Lowering Cu	410606	2,86,22,995
461	Symantec Antivirus Solution for Mobile	412801	2,215
462	Symantec Antivirus Solution for Mobile	412801	2,215
463	CHAIR (SS) 3 SEATS WITH ARM RE	411706	14,500
464	CHAIR (SS) 3 SEATS WITH ARM RE	411706	14,500
465	CHAIR (SS) 3 SEATS WITH ARM RE	411706	14,500
466	CHAIR (SS) 3 SEATS WITH ARM RE	411706	14,500
467	CHAIR (SS) 3 SEATS WITH ARM RE	411706	14,500
468	PATIENT'S MEDICINE CUP BOARD	411706	8,400
469	PATIENT'S MEDICINE CUP BOARD	411706	8,400
470	PATIENT'S MEDICINE CUP BOARD	411706	8,400
471	SEMI FOWLER BED + MATTERESS	411706	22,000
472	SEMI FOWLER BED + MATTERESS	411706	22,000
473	SEMI FOWLER BED + MATTERESS	411706	22,000
474	DRESSING TROLLEY WITH BOWL &	411706	13,000
475	BED SIDE SCREEN 3 PANEL, UNITE	411706	5,300
476	EXAMINATION COUCH, UNITED SU	411706	25,300
477	EXAMINATION COUCH, UNITED SU	411706	25,300
478	FOOT STEP DOUBLE STEP SS FRA	412801	4,350
479	PATIENT'S REVOLVING STOOL CUS	412801	4,350
480	PATIENT'S REVOLVING STOOL CUS	412801	4,350
481	PATIENT'S REVOLVING STOOL CUS	412801	4,350
482	INVALID'S WHEEL CHAIR FOLDING	411706	8,850
483	I.V. STAND SS PIPE WITH SS BASE	412801	3,350
484	I.V. STAND SS PIPE WITH SS BASE	412801	3,350
485	I.V. STAND SS PIPE WITH SS BASE	412801	3,350

458



486	INFRARED THERMOMETER	412801	1,915
487	INFRARED THERMOMETER	412801	1,915
488	INFRARED THERMOMETER	412801	1,915
489	INFRARED THERMOMETER	412801	1,915
490	FOETAL MONITOR , MAKE- BPL LIM	412005	1,02,900
491	TRANSIENT VOLTAGE SURGE SUP	411804	10,583
492	TRANSIENT VOLTAGE SURGE SUP	411804	10,583
493	TRANSIENT VOLTAGE SURGE SUP	411804	10,583
494	TRANSIENT VOLTAGE SURGE SUP	411804	10,583
495	TRANSIENT VOLTAGE SURGE SUP	411804	10,583
496	LIU 24 PORT SC RACK MOUNTED V	411804	24,853
497	LIU 24 PORT SC RACK MOUNTED V	411804	24,853
498	LIU 24 PORT SC RACK MOUNTED V	411804	24,853
499	LIU 24 PORT SC RACK MOUNTED V	411804	24,853
500	INDOOR AP - RUCKUS, MODEL-ZON	411804	53,657
501	INDOOR AP - RUCKUS, MODEL-ZON	411804	53,657
502	INDOOR AP - RUCKUS, MODEL-ZON	411804	53,656
503	INDOOR AP - RUCKUS, MODEL-ZON	411804	53,656
504	INDOOR AP - RUCKUS, MODEL-ZON	411804	53,656
505	INDOOR AP - RUCKUS, MODEL-ZON	411804	53,656
506	INDOOR AP - RUCKUS, MODEL-ZON	411804	53,656
507	INDOOR AP - RUCKUS, MODEL-ZON	411804	53,656
508	INDOOR AP - RUCKUS, MODEL-ZON	411804	53,656
509	INDOOR AP - RUCKUS, MODEL-ZON	411804	53,656
510	INDOOR AP - RUCKUS, MODEL-ZON	411804	53,656
511	INDOOR AP - RUCKUS, MODEL-ZON	411804	53,656
512	INDOOR AP - RUCKUS, MODEL-ZON	411804	53,656
513	OUTDOOR AP - RUCKUS MODEL-ZO	411804	89,605
514	OUTDOOR AP - RUCKUS MODEL-ZO	411804	89,605
515	INDUSTRIAL GRADE 1 GIGABIT SFF	411804	17,478
516	INDUSTRIAL GRADE 1 GIGABIT SFF	411804	17,478
517	INDUSTRIAL GRADE 1 GIGABIT SFF	411804	17,478
518	INDUSTRIAL GRADE 1 GIGABIT SFF	411804	17,478
519	INDUSTRIAL GRADE 1 GIGABIT SFF	411804	17,478
520	INDUSTRIAL GRADE 1 GIGABIT SFF	411804	17,478
521	24 PORT PATCH PANEL, CAT 6 LOA	411804	7,857
522	24 PORT PATCH PANEL, CAT 6 LOA	411804	7,857
523	24 PORT PATCH PANEL, CAT 6 LOA	411804	7,857
524	24 PORT PATCH PANEL, CAT 6 LOA	411804	7,857
525	24 PORT L2 MANAGED SWITCH WI	411804	45,697
526	24 PORT L2 MANAGED SWITCH WI	411804	45,697
527	16 PORT L2 MANAGED SWITCH WI	411804	39,765
528	16 PORT L2 MANAGED SWITCH WI	411804	39,765
529	16 PORT L2 MANAGED SWITCH WI	411804	39,765
530	WIRELEES CONTROLLER, MAKE: R	411804	1,75,350
531	SWITCH RACK 12U COMPLETE WIT	411804	9,092
532	SWITCH RACK 12U COMPLETE WIT	411804	9,092
533	M10/D07 INTER BAY PARTS PHASE	410711	2,77,718
534	EXECUTIVE REVOLVING CHAIR W	411701	7,461
535	EXECUTIVE REVOLVING CHAIR W	411701	7,461
536	EXECUTIVE REVOLVING CHAIR W	411701	7,461
537	EXECUTIVE REVOLVING CHAIR W	411701	7,461
538	EXECUTIVE REVOLVING CHAIR W	411701	7,461
539	HP LAPTOP 440 G4 (CORE I7-7500U	411801	81,500
540	HP COLOUR LASER JET PRINTER C	411803	21,210
541	Heavy duty Pipe wrench 116-R-24 Eve	412801	3,623
542	Heavy duty Pipe wrench 116-R-24 Eve	412801	3,623
543	AIR CONDITIONER SPLIT TYP 1.5 T	412008	38,500
544	AUTOMATIC VOLTAGE STABILIZER	412801	3,800
545	GASOLINE ENGINE OPERATED PO	411130	4,76,213
546	GIS BUILDING AT P.H	410303	3,22,728
547	Construction of office room at GIS are	410601	2,44,294
548	EXTENSION OF 2ND FLOOR OF AD	410304	1,50,452
549	Extention of Kendrilaya Vidyalaya at S	410322	24,73,431
550	Construction of Silt Lab and Transit ro	410601	50,32,734
551	Renovation of E&M office at Sector-A	410328	11,37,010
552	Strong Room by covered RCC staircas	410328	8,55,809
553	Main Gate at "O" point and near 33KV	410601	86,352
554	CONSTRUCTION OF PERMANENT C	410601	5,74,693
555	1ST FLOOR OF SILT LAB & TRANST	410601	11,89,130
556	Single Strecher Ambulance	411506	11,652
557	Footpath along the hill side fencing a	410201	11,46,637
558	Type IV Building at Sec F	410325	4,13,373
559	Administrative Building at Sec C	410304	93,441
560	Officer Club	410324	3,48,388
561	Dam and Barrages	410601	1,09,391
562	Dam and Barrages	410601	44,94,192
563	Officer Club	410324	24,686
564	BUILDING CONTAINING HYDRO ELE	410301	9,14,366
565	BUILDING CONTAINING TRANSMISS	410303	1,08,701
566	DAMS AND BARRAGES	410601	53,13,170
567	POWER CHANNELS	410602	5,51,534



459

568	POWER TUNNELS AND PIPELINES	410604	1,159
569	PENSTOCKS	410605	3,10,515
570	TAILRACE CHANNELS	410606	7,27,744
571	HYDRO-MECHANICAL WORKS-DAM	410608	8,71,307
572	HYDRO-MECHANICAL WORKS-TUNN	410610	2,13,018
573	HYDRO MECHANICAL WORKS-TAIL	410611	1,08,577
574	MAIN GENERATING EQUIPMENT UN	410701	8,02,056
575	MAIN GENERATING EQUIPMENT UN	410701	8,02,056
576	MAIN GENERATING EQUIPMENT U	410701	8,02,056
577	MAIN GENERATING EQUIPMENT U	410701	8,02,054
578	GENERATOR STEP UP TRANSFOR	410702	70,356
579	GENERATOR STEP UP TRANSFOR	410702	70,355
580	GENERATOR STEP UP TRANSFOR	410702	70,355
581	GENERATOR STEP UP TRANSFOR	410702	70,355
582	OTHER POWER PLANT TRANSFOR	410703	14,583
583	OTHER POWER PLANT TRANSFOR	410703	14,583
584	OTHER POWER PLANT TRANSFOR	410703	14,583
585	OTHER POWER PLANT TRANSFOR	410703	14,582
586	COOLING WATER SYSTEMS UNIT 2	410704	15,018
587	COOLING WATER SYSTEMS UNIT 3	410704	15,018
588	COOLING WATER SYSTEMS UNIT 4	410704	15,019
589	COOLING WATER SYSTEMS UNIT 1	410704	15,018
590	SWITCH GEAR INCLUDING CABLE	410705	1,61,197
591	SWITCH GEAR INCLUDING CABLE	410705	1,61,197
592	SWITCH GEAR INCLUDING CABLE	410705	1,61,197
593	SWITCH GEAR INCLUDING CABLE	410705	1,61,196
594	DC SYSTEMS/BATTERY SYSTEMS	410707	5,838
595	DC SYSTEMS/BATTERY SYSTEMS	410707	5,838
596	DC SYSTEMS/BATTERY SYSTEMS	410707	5,837
597	DC SYSTEMS/BATTERY SYSTEMS	410707	5,837
598	POWER AND CONTROL CABLES UN	410708	34,119
599	POWER AND CONTROL CABLES UN	410708	34,119
600	POWER AND CONTROL CABLES UN	410708	34,119
601	POWER AND CONTROL CABLES U	410708	34,118
602	COOLING WATER SYSTEMS UNIT	410709	11,934
603	COOLING WATER SYSTEMS UNIT	410709	11,933
604	COOLING WATER SYSTEMS UNIT	410709	11,932
605	COOLING WATER SYSTEMS UNIT	410709	11,933
606	POWER LINE CARRIER COMMUNIC	410710	3,249
607	POWER LINE CARRIER COMMUNIC	410710	3,249
608	POWER LINE CARRIER COMMUNIC	410710	3,249
609	POWER LINE CARRIER COMMUNIC	410710	3,249
610	METERING EQUIPMENTS-GPM UN	410711	59,285
611	METERING EQUIPMENTS-GPM UNI	410711	59,284
612	METERING EQUIPMENTS-GPM UNI	410711	59,284
613	METERING EQUIPMENTS-GPM UN	410711	59,284
614	AUXILIARY AND ANCILLARY SYSTE	410712	12,343
615	AUXILIARY AND ANCILLARY SYSTE	410712	12,342
616	AUXILIARY AND ANCILLARY SYSTE	410712	12,342
617	AUXILIARY AND ANCILLARY SYSTE	410712	12,343
618	MISC. POWER PLANT EQUIPMENT	410713	39,315
619	MISC. POWER PLANT EQUIPMENT	410713	39,314
620	MISC. POWER PLANT EQUIPMENT	410713	39,314
621	MISC. POWER PLANT EQUIPMENT	410713	39,314
622	WATER GEYSER (2 K WATT)	412503	8,900
623	WATER GEYSER (2 K WATT)	412503	8,900
624	WATER GEYSER (2 K WATT)	412503	8,900
625	WATER GEYSER (2 K WATT)	412503	8,900
626	WATER GEYSER (2 K WATT)	412503	8,900
627	WATER GEYSER (2 K WATT)	412503	8,900
628	GYSER 25 LTR. CAPACITY	412503	10,564
629	GYSER 25 LTR. CAPACITY	412503	10,564
630	GYSER 25 LTR. CAPACITY	412503	10,564
631	GYSER 25 LTR. CAPACITY	412503	10,564
632	GYSER 25 LTR. CAPACITY	412503	10,564
633	GYSER 25 LTR. CAPACITY	412503	10,564
634	GYSER 25 LTR. CAPACITY	412503	10,564
635	WATER GEYSER, 2 KW,230 VOLT ,	412503	10,580
636	WATER GEYSER, 2 KW,230 VOLT ,	412503	10,580
637	WATER GEYSER, 2 KW,230 VOLT ,	412503	10,580
638	WATER GEYSER, 2 KW,230 VOLT ,	412503	10,580
639	WATER GEYSER, 2 KW,230 VOLT ,	412503	11,860
640	WATER GEYSER, 2 KW,230 VOLT ,	412503	8,990
641	WATER GEYSER, 2 KW,230 VOLT ,	412503	8,990
642	GEYSER 25 LTR,RACOLD MAKE	412503	1
	Total		20,04,67,979

1.2 Addition on account of others (Transfer In from Subsidiary companies)

460




Sl. No.	Particular of assets	Head of account	Gross block (Rs.)	Net Block Addition (Rs.)	Name of Subsidiary Company	Advice number
NIL	NIL	NIL	NIL	NIL	NIL	NIL
			0			
	Total					

1.3 Addition on account of inter unit transfers

Sl. No.	Particular of assets	Head of account	Gross block of Assets (Rs.)	Detail of the Unit / Company from where Assets Received (Transferred In)		Advice number
				Name of Unit / Company	Code of Unit / Company	
					e.g. 100 , 101	
1	UPS 600 VA	412801	2,151	130	Teesta IV Project	IUA16-130-154401/Q1-9
2	UPS 600 VA	412801	1,919	130	Teesta IV Project	IUA16-130-154401/Q1-7
3	UPS 600 VA Numeric	412801	2,174	130	Teesta IV Project	IUA16-130-154401/Q1-11
4	UPS 600 VA	411804	2,206	130	Teesta IV Project	IUA16-130-154401/Q1-5
5	UPS 600 VA	411804	2,206	130	Teesta IV Project	IUA16-130-154401/Q1-13
6	UPS 600 VA	411804	2,206	130	Teesta IV Project	IUA16-130-154401/Q1-3
7	UPS 600 VA	411804	2,206	130	Teesta IV Project	IUA16-130-154401/Q1-1
8	UPS 600 VA	411804	2,206	130	Teesta IV Project	IUA16-130-154401/Q1-15
9	Personal Computer (Desktop) HP Compaq 8299 Elite	411801	47,648	130	Teesta IV Project	IUA16-130-154401/Q1-8
10	Personal Computer (Desktop) HP Compaq 8299 Elite	411801	47,648	130	Teesta IV Project	IUA16-130-154401/Q1-16
11	HP Elite 8300 Business PC Core I7-3770	411801	44,738	130	Teesta IV Project	IUA16-130-154401/Q1-10
12	HP Elite 8300 Business PC Core I7-3770	411801	44,738	130	Teesta IV Project	IUA16-130-154401/Q1-6
13	HP Elite 8300 Business PC Core I7-3770	411801	44,738	130	Teesta IV Project	IUA16-130-154401/Q1-14
14	HP Elite 8300 Business PC Core I7-3770	411801	44,738	130	Teesta IV Project	IUA16-130-154401/Q1-4
15	HP Elite 8300 Business PC Core I7-3770	411801	44,738	130	Teesta IV Project	IUA16-130-154401/Q1-2
16	Desktop HP800 G1 Elite Desktop I Core I7-4770	411801	57,289	130	Teesta IV Project	IUA16-130-154401/Q1-12
17	Center table chinar wooden	411701	25,000	120	KISHANGANGA PROJECT	IUA16-120-154401/Q1-6
18	Acer Travelmate P243M Laptop	411801	48,162	120	KISHANGANGA PROJECT	IUA16-120-154401/Q1-4
19	NOKIA 225 BLACK	412801	3,300	120	KISHANGANGA PROJECT	IUA16-120-154401/Q1-5
20	EASY CHAIR	412801	1,550	508	BRRP PATNA	IUA16-508-154401/Q3-314
21	EASY CHAIR	412801	1,550	508	BRRP PATNA	IUA16-508-154401/Q3-315
22	TABLE	412801	1,744	508	BRRP PATNA	IUA16-508-154401/Q3-288
23	GODREJ CHAIRS -PCH4103	412801	2,299	508	BRRP PATNA	IUA16-508-154401/Q3-170
24	GODREJ CHAIRS -PCH4103	412801	2,299	508	BRRP PATNA	IUA16-508-154401/Q3-171
25	GODREJ CHAIRS -PCH4103	412801	2,299	508	BRRP PATNA	IUA16-508-154401/Q3-172
26	GODREJ CHAIRS -PCH4103	412801	2,299	508	BRRP PATNA	IUA16-508-154401/Q3-173
27	GODREJ CHAIRS -PCH4103	412801	2,299	508	BRRP PATNA	IUA16-508-154401/Q3-174
28	GODREJ CHAIRS -PCH4103	412801	2,299	508	BRRP PATNA	IUA16-508-154401/Q3-175
29	GODREJ CHAIRS -PCH4103	412801	2,299	508	BRRP PATNA	IUA16-508-154401/Q3-176
30	GODREJ CHAIRS -PCH4103	412801	2,299	508	BRRP PATNA	IUA16-508-154401/Q3-177
31	GODREJ CHAIRS -PCH4103	412801	2,299	508	BRRP PATNA	IUA16-508-154401/Q3-178
32	GODREJ CHAIRS -PCH4103	412801	2,298	508	BRRP PATNA	IUA16-508-154401/Q3-179
33	GODREJ CHAIRS -PCH4103	412801	2,298	508	BRRP PATNA	IUA16-508-154401/Q3-180
34	GODREJ CHAIRS -PCH4103	412801	2,298	508	BRRP PATNA	IUA16-508-154401/Q3-181
35	GODREJ CHAIRS -PCH4103	412801	2,298	508	BRRP PATNA	IUA16-508-154401/Q3-182
36	GODREJ CHAIRS -PCH7003	412801	4,287	508	BRRP PATNA	IUA16-508-154401/Q3-99
37	GODREJ CHAIRS -PCH7003	412801	4,287	508	BRRP PATNA	IUA16-508-154401/Q3-100
38	GODREJ CHAIRS -PCH7003	412801	4,287	508	BRRP PATNA	IUA16-508-154401/Q3-183
39	GODREJ CHAIRS -PCH7003	412801	4,287	508	BRRP PATNA	IUA16-508-154401/Q3-101
40	GODREJ CHAIRS -PCH7003	412801	4,287	508	BRRP PATNA	IUA16-508-154401/Q3-102
41	GODREJ CHAIRS -PCH7003	412801	4,287	508	BRRP PATNA	IUA16-508-154401/Q3-103
42	GODREJ CHAIRS -PCH7003	412801	4,287	508	BRRP PATNA	IUA16-508-154401/Q3-184
43	GODREJ CHAIRS -PCH7003	412801	4,287	508	BRRP PATNA	IUA16-508-154401/Q3-185
44	GODREJ CHAIRS -PCH7003	412801	4,287	508	BRRP PATNA	IUA16-508-154401/Q3-104
45	GODREJ CHAIRS -PCH7003	412801	4,287	508	BRRP PATNA	IUA16-508-154401/Q3-105
46	GODREJ CHAIRS -PCH7003	412801	4,287	508	BRRP PATNA	IUA16-508-154401/Q3-106
47	GODREJ CHAIRS -PCH7003	412801	4,287	508	BRRP PATNA	IUA16-508-154401/Q3-107
48	GODREJ CHAIRS -PCH7003	412801	4,287	508	BRRP PATNA	IUA16-508-154401/Q3-108
49	GODREJ CHAIRS -PCH7003	412801	4,287	508	BRRP PATNA	IUA16-508-154401/Q3-186
50	GODREJ CHAIRS -PCH7003	412801	4,287	508	BRRP PATNA	IUA16-508-154401/Q3-109
51	GODREJ CHAIRS -PCH7003	412801	4,287	508	BRRP PATNA	IUA16-508-154401/Q3-110
52	GODREJ CHAIRS -PCH7003	412801	4,287	508	BRRP PATNA	IUA16-508-154401/Q3-111
53	GODREJ CHAIRS -PCH7003	412801	4,287	508	BRRP PATNA	IUA16-508-154401/Q3-112
54	GODREJ CHAIRS -PCH7003	412801	4,287	508	BRRP PATNA	IUA16-508-154401/Q3-113
55	GODREJ CHAIRS -PCH7003	412801	4,287	508	BRRP PATNA	IUA16-508-154401/Q3-114
56	GODREJ CHAIRS -PCH7003	412801	4,287	508	BRRP PATNA	IUA16-508-154401/Q3-187
57	GODREJ CHAIRS -PCH7003	412801	4,287	508	BRRP PATNA	IUA16-508-154401/Q3-115
58	GODREJ CHAIRS -PCH7003	412801	4,287	508	BRRP PATNA	IUA16-508-154401/Q3-116
59	GODREJ CHAIRS -PCH7003	412801	4,286	508	BRRP PATNA	IUA16-508-154401/Q3-117
60	GODREJ CHAIRS -PCH7003	412801	4,286	508	BRRP PATNA	IUA16-508-154401/Q3-189
61	GODREJ CHAIRS -PCH7003	412801	4,286	508	BRRP PATNA	IUA16-508-154401/Q3-190
62	GODREJ CHAIRS -TCH5002T	412801	4,101	508	BRRP PATNA	IUA16-508-154401/Q3-118

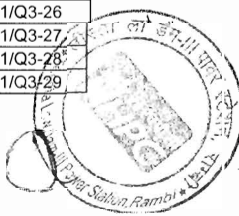
461



63	GODREJ CHAIRS -TCH5002T	412801	4,101	508	BRRP PATNA	IUA16-508-154401/Q3-119
64	GODREJ CHAIRS -TCH5002T	412801	4,101	508	BRRP PATNA	IUA16-508-154401/Q3-120
65	GODREJ CHAIRS -TCH5002T	412801	4,101	508	BRRP PATNA	IUA16-508-154401/Q3-121
66	GODREJ CHAIRS -TCH5002T	412801	4,101	508	BRRP PATNA	IUA16-508-154401/Q3-122
67	GODREJ CHAIRS -TCH5002T	412801	4,101	508	BRRP PATNA	IUA16-508-154401/Q3-123
68	GODREJ CHAIRS -TCH5002T	412801	4,101	508	BRRP PATNA	IUA16-508-154401/Q3-124
69	GODREJ CHAIRS -TCH5002T	412801	4,100	508	BRRP PATNA	IUA16-508-154401/Q3-125
70	GODREJ CHAIRS -TCH5002T	412801	4,100	508	BRRP PATNA	IUA16-508-154401/Q3-126
71	GODREJ CHAIRS -TCH5002T	412801	4,100	508	BRRP PATNA	IUA16-508-154401/Q3-127
72	GODREJ CHAIRS -TCH5002T	412801	4,100	508	BRRP PATNA	IUA16-508-154401/Q3-128
73	GODREJ CHAIRS -TCH5002T	412801	4,100	508	BRRP PATNA	IUA16-508-154401/Q3-130
74	GODREJ CHAIRS -TCH5002T	412801	4,100	508	BRRP PATNA	IUA16-508-154401/Q3-131
75	GODREJ CHAIRS -TCH5002T	412801	4,100	508	BRRP PATNA	IUA16-508-154401/Q3-132
76	GODREJ CHAIRS -TCH5002T	412801	4,100	508	BRRP PATNA	IUA16-508-154401/Q3-133
77	PCH 5002T REVOLVING CHAIR(JUNIOR LEVEL)	412801	4,531	508	BRRP PATNA	IUA16-508-154401/Q3-282
78	PCH 5002T REVOLVING CHAIR(JUNIOR LEVEL)	412801	4,531	508	BRRP PATNA	IUA16-508-154401/Q3-281
79	PCH 5002T REVOLVING CHAIR(JUNIOR LEVEL)	412801	4,532	508	BRRP PATNA	IUA16-508-154401/Q3-280
80	PCH 5002T REVOLVING CHAIR(JUNIOR LEVEL)	412801	4,532	508	BRRP PATNA	IUA16-508-154401/Q3-279
81	PCH 5002T REVOLVING CHAIR(JUNIOR LEVEL)	412801	4,532	508	BRRP PATNA	IUA16-508-154401/Q3-278
82	PCH 5002T REVOLVING CHAIR(JUNIOR LEVEL)	412801	4,532	508	BRRP PATNA	IUA16-508-154401/Q3-277
83	GODREJ CHAIR CH-1007(VISITOR CHAIR)	412801	2,204	508	BRRP PATNA	IUA16-508-154401/Q3-276
84	GODREJ CHAIR CH-1007(VISITOR CHAIR)	412801	2,204	508	BRRP PATNA	IUA16-508-154401/Q3-275
85	GODREJ CHAIR CH-1007(VISITOR CHAIR)	412801	2,205	508	BRRP PATNA	IUA16-508-154401/Q3-274
86	GODREJ CHAIR CH-1007(VISITOR CHAIR)	412801	2,205	508	BRRP PATNA	IUA16-508-154401/Q3-273
87	GODREJ CENTRE PIECE CPR-530-7E	412801	3,728	508	BRRP PATNA	IUA16-508-154401/Q3-191
88	GODREJ CENTRE PIECE CPR-530-7E	412801	3,728	508	BRRP PATNA	IUA16-508-154401/Q3-192
89	GODREJ CENTRE PIECE CPR-530-7E	412801	3,727	508	BRRP PATNA	IUA16-508-154401/Q3-193
90	GODREJ CENTRE PIECE CPR-530-7E	412801	3,727	508	BRRP PATNA	IUA16-508-154401/Q3-194
91	GODREJ SIDETABLE CPR 530-1E	412801	2,251	508	BRRP PATNA	IUA16-508-154401/Q3-294
92	GODREJ SIDETABLE CPR 530-1E	412801	2,251	508	BRRP PATNA	IUA16-508-154401/Q3-195
93	GODREJ COMPUTER TABLE C-1	412801	3,861	508	BRRP PATNA	IUA16-508-154401/Q3-272
94	STEEL TABLE T-8	412801	4,270	508	BRRP PATNA	IUA16-508-154401/Q3-251
95	STEEL TABLE T-9	412801	4,995	508	BRRP PATNA	IUA16-508-154401/Q3-250
96	WHITE BOARD	412801	2,212	508	BRRP PATNA	IUA16-508-154401/Q3-240
97	WHITE BOARD	412801	2,212	508	BRRP PATNA	IUA16-508-154401/Q3-239
98	WHITE BOARD	412801	2,212	508	BRRP PATNA	IUA16-508-154401/Q3-238
99	WHITE BOARD	412801	2,213	508	BRRP PATNA	IUA16-508-154401/Q3-237
100	CENTER TABLE SUNMICA TOP	412801	500	508	BRRP PATNA	IUA16-508-154401/Q3-289
101	WOODEN DRESSING TABLE MIRROR-4X4	412801	3,000	508	BRRP PATNA	IUA16-508-154401/Q3-290
102	GODREJ CHAIR CH1004	412801	1,678	508	BRRP PATNA	IUA16-508-154401/Q3-97
103	GODREJ CHAIR CH1004	412801	1,677	508	BRRP PATNA	IUA16-508-154401/Q3-98
104	GODREJ CHAIR CH1004	412801	1,678	508	BRRP PATNA	IUA16-508-154401/Q3-96
105	GODREJ CHAIRS -PCH7003	412801	4,287	508	BRRP PATNA	IUA16-508-154401/Q3-188
106	GODREJ CHAIRS -TCH5002T	412801	4,100	508	BRRP PATNA	IUA16-508-154401/Q3-129
107	SUPREME ORNATE CHAIR	412801	1,869	508	BRRP PATNA	IUA16-508-154401/Q3-70
108	SUPREME ORNATE CHAIR	412801	1,869	508	BRRP PATNA	IUA16-508-154401/Q3-71
109	SUPREME ORNATE CHAIR	412801	1,869	508	BRRP PATNA	IUA16-508-154401/Q3-72
110	SUPREME ORNATE CHAIR	412801	1,869	508	BRRP PATNA	IUA16-508-154401/Q3-73
111	SUPREME ORNATE CHAIR	412801	1,869	508	BRRP PATNA	IUA16-508-154401/Q3-74
112	SUPREME ORNATE CHAIR	412801	1,869	508	BRRP PATNA	IUA16-508-154401/Q3-75
113	SUPREME ORNATE CHAIR	412801	1,869	508	BRRP PATNA	IUA16-508-154401/Q3-76
114	SUPREME ORNATE CHAIR	412801	1,869	508	BRRP PATNA	IUA16-508-154401/Q3-77
115	SUPREME ORNATE CHAIR	412801	1,869	508	BRRP PATNA	IUA16-508-154401/Q3-93
116	SUPREME PEARL SUPER CHAIR	412801	1,369	508	BRRP PATNA	IUA16-508-154401/Q3-78
117	SUPREME PEARL SUPER CHAIR	412801	1,369	508	BRRP PATNA	IUA16-508-154401/Q3-79
118	SUPREME PEARL SUPER CHAIR	412801	1,369	508	BRRP PATNA	IUA16-508-154401/Q3-80
119	SUPREME PEARL SUPER CHAIR	412801	1,369	508	BRRP PATNA	IUA16-508-154401/Q3-81
120	SUPREME PEARL SUPER CHAIR	412801	1,369	508	BRRP PATNA	IUA16-508-154401/Q3-82
121	SUPREME PEARL SUPER CHAIR	412801	1,369	508	BRRP PATNA	IUA16-508-154401/Q3-83
122	SUPREME PEARL SUPER CHAIR	412801	1,369	508	BRRP PATNA	IUA16-508-154401/Q3-84
123	SUPREME PEARL SUPER CHAIR	412801	1,369	508	BRRP PATNA	IUA16-508-154401/Q3-85
124	SUPREME PEARL SUPER CHAIR	412801	1,369	508	BRRP PATNA	IUA16-508-154401/Q3-86
125	SUPREME PEARL SUPER CHAIR	412801	1,369	508	BRRP PATNA	IUA16-508-154401/Q3-87
126	SUPREME PEARL SUPER CHAIR	412801	1,369	508	BRRP PATNA	IUA16-508-154401/Q3-88
127	SUPREME PEARL SUPER CHAIR	412801	1,369	508	BRRP PATNA	IUA16-508-154401/Q3-310
128	SUPREME PEARL SUPER CHAIR	412801	1,369	508	BRRP PATNA	IUA16-508-154401/Q3-89
129	SUPREME PEARL SUPER CHAIR	412801	1,369	508	BRRP PATNA	IUA16-508-154401/Q3-90
130	SUPREME PEARL SUPER CHAIR	412801	1,369	508	BRRP PATNA	IUA16-508-154401/Q3-91
131	SUPREME PEARL SUPER CHAIR	412801	1,369	508	BRRP PATNA	IUA16-508-154401/Q3-92
132	STEEL ALMIRAH	412801	2,880	508	BRRP PATNA	IUA16-508-154401/Q3-25
133	STEEL ALMIRAH	412801	2,880	508	BRRP PATNA	IUA16-508-154401/Q3-26
134	STEEL ALMIRAH	412801	2,880	508	BRRP PATNA	IUA16-508-154401/Q3-27
135	STEEL ALMIRAH	412801	2,880	508	BRRP PATNA	IUA16-508-154401/Q3-28
136	STEEL ALMIRAH	412801	2,880	508	BRRP PATNA	IUA16-508-154401/Q3-29



462



137	TRUNK(STEEL)	412801	790	508	BRRP PATNA	IUA16-508-154401/Q3-312
138	CENTER TABLE	412801	4,299	508	BRRP PATNA	IUA16-508-154401/Q3-317
139	CENTRE TABLE	412801	2,750	508	BRRP PATNA	IUA16-508-154401/Q3-318
140	OFFICE TABLE	412801	1,500	508	BRRP PATNA	IUA16-508-154401/Q3-309
141	OFFICE TABLE	412801	1,000	508	BRRP PATNA	IUA16-508-154401/Q3-308
142	MW TRIPOD P.S.LITE SCREEN 6*4	412801	3,600	508	BRRP PATNA	IUA16-508-154401/Q3-62
143	MATRESS	412801	989	508	BRRP PATNA	IUA16-508-154401/Q3-39
144	MATRESS	412801	1,698	508	BRRP PATNA	IUA16-508-154401/Q3-40
145	MATRESS	412801	1,698	508	BRRP PATNA	IUA16-508-154401/Q3-41
146	SOFA SET	411701	20,250	508	BRRP PATNA	IUA16-508-154401/Q3-197
147	GODERJ 3 DRS ELAN PEDESTAL	411701	5,054	508	BRRP PATNA	IUA16-508-154401/Q3-236
148	GODERJ 3 DRS ELAN PEDESTAL	411701	5,055	508	BRRP PATNA	IUA16-508-154401/Q3-235
149	GODERJ 3 DRS ELAN PEDESTAL	411701	5,055	508	BRRP PATNA	IUA16-508-154401/Q3-234
150	COMPUTER TABLE	411701	7,107	508	BRRP PATNA	IUA16-508-154401/Q3-64
151	GODREJ STEEL 2 DRAWER CABINET	411701	5,583	508	BRRP PATNA	IUA16-508-154401/Q3-311
152	MATRESS	411701	7,800	508	BRRP PATNA	IUA16-508-154401/Q3-300
153	GODREJ CHAIR 7002	411701	6,531	508	BRRP PATNA	IUA16-508-154401/Q3-201
154	GODREJ CHAIR 7002	411701	6,531	508	BRRP PATNA	IUA16-508-154401/Q3-202
155	GODREJ CHAIR 7002	411701	6,530	508	BRRP PATNA	IUA16-508-154401/Q3-204
156	GODREJ JEFFERSONS PERSIDENTIAL SIUT	411701	1,59,188	508	BRRP PATNA	IUA16-508-154401/Q3-220
157	GODREJ 41 DEFENDER PLUS SAFE	411701	55,527	508	BRRP PATNA	IUA16-508-154401/Q3-285
158	GODERJ STEEL TABLE T108	411701	15,821	508	BRRP PATNA	IUA16-508-154401/Q3-66
159	GODREJ STEEL TABLE T-102	411701	7,510	508	BRRP PATNA	IUA16-508-154401/Q3-63
160	GODREJ STEEL TABLE T-102	411701	7,509	508	BRRP PATNA	IUA16-508-154401/Q3-67
161	GODREJ CHAIR 7002	411701	6,530	508	BRRP PATNA	IUA16-508-154401/Q3-203
162	GODREJ CHAIR PCH-7001 D(SR. OFFICER CHAIR)	411701	10,228	508	BRRP PATNA	IUA16-508-154401/Q3-205
163	GODREJ CHAIR PCH-7001D	411701	11,080	508	BRRP PATNA	IUA16-508-154401/Q3-214
164	GODREJ CHAIRS MODEL PCH-7001D	411701	9,195	508	BRRP PATNA	IUA16-508-154401/Q3-233
165	GODREJ CHAIRS MODEL PCH-7001D	411701	9,195	508	BRRP PATNA	IUA16-508-154401/Q3-206
166	GODREJ CHAIRS MODEL PCH-7001D	411701	9,194	508	BRRP PATNA	IUA16-508-154401/Q3-207
167	GODREJ CHAIRS MODEL PCH-7002D	411701	8,574	508	BRRP PATNA	IUA16-508-154401/Q3-208
168	GODREJ CHAIRS MODEL PCH-9001	411701	11,555	508	BRRP PATNA	IUA16-508-154401/Q3-209
169	GODREJ REVOLVING CHAIR 7001 HIGH BACK	411701	10,653	508	BRRP PATNA	IUA16-508-154401/Q3-210
170	PCH 7002 REVOLVING CHAIR	411701	6,531	508	BRRP PATNA	IUA16-508-154401/Q3-211
171	GODREJ STOREWELL WITH FOUR SHELVES, SIZE 78X36X19	411701	9,741	508	BRRP PATNA	IUA16-508-154401/Q3-295
172	GODREJ STORWWEL MODEL NO H SIZE 78*40*21	411701	8,796	508	BRRP PATNA	IUA16-508-154401/Q3-196
173	GODREJ ELAN CREDENZA-2	411701	22,602	508	BRRP PATNA	IUA16-508-154401/Q3-165
174	GODREJ ELAN CREDENZA-2	411701	22,602	508	BRRP PATNA	IUA16-508-154401/Q3-166
175	GODREJ ELAN EXECUTIVE TABLE	411701	21,167	508	BRRP PATNA	IUA16-508-154401/Q3-167
176	GODREJ ELAN EXECUTIVE TABLE	411701	21,167	508	BRRP PATNA	IUA16-508-154401/Q3-168
177	GODREJ TABLE T-102	411701	6,946	508	BRRP PATNA	IUA16-508-154401/Q3-215
178	GODREJ TABLE T-102	411701	6,945	508	BRRP PATNA	IUA16-508-154401/Q3-216
179	GODREJ TABLE T-102	411701	6,945	508	BRRP PATNA	IUA16-508-154401/Q3-217
180	GODREJ TABLE ERU 2616 WITH THREE DRAWER PEDESTAL	411701	39,226	508	BRRP PATNA	IUA16-508-154401/Q3-218
181	FULL HIGHT PARTITION & DOOR MADE OF ALUMINIUM CHANNEL (QTY.1728 SQFT.)	411701	3,61,153	508	BRRP PATNA	IUA16-508-154401/Q3-296
182	GODREJ OPEN PLAN OFFICE SYSTEM(AURA)	411701	8,25,609	508	BRRP PATNA	IUA16-508-154401/Q3-94
183	GODREJ OPEN PLAN OFFICE SYSTEM(AURA)	411701	3,99,928	508	BRRP PATNA	IUA16-508-154401/Q3-95
184	GODREJ SENATE CONFERENCE TABLE FOR 12 PERSONS	411701	53,280	508	BRRP PATNA	IUA16-508-154401/Q3-219
185	GODREJ SINGLE SEATER SOFA DCH-556	411701	7,503	508	BRRP PATNA	IUA16-508-154401/Q3-319
186	GODREJ SINGLE SEATER SOFA MODEL-DCH-556	411701	7,455	508	BRRP PATNA	IUA16-508-154401/Q3-320
187	GODREJ SINGLE SEATER SOFA MODEL-DCH-556	411701	7,455	508	BRRP PATNA	IUA16-508-154401/Q3-292
188	GODREJ SINGLE SEATER SOFA MODEL-DCH-558	411701	13,668	508	BRRP PATNA	IUA16-508-154401/Q3-221
189	GODREJ SINGLE SEATER SOFA MODEL-DCH-558	411701	13,669	508	BRRP PATNA	IUA16-508-154401/Q3-287
190	GODREJ THREE SEATER SOFA	411701	13,668	508	BRRP PATNA	IUA16-508-154401/Q3-286
191	GODREJ THREE SEATER SOFA	411701	13,668	508	BRRP PATNA	IUA16-508-154401/Q3-321
192	GOLDEN CHAIR-1011	412801	4,773	508	BRRP PATNA	IUA16-508-154401/Q3-293
193	GODREJ PLASTIC KBPT	412801	857	508	BRRP PATNA	IUA16-508-154401/Q3-271
194	GODREJ PLASTIC KBPT	412801	857	508	BRRP PATNA	IUA16-508-154401/Q3-270
195	GODREJ PLASTIC KBPT	412801	856	508	BRRP PATNA	IUA16-508-154401/Q3-269
196	GOGREJ PLASTIC KBPT	412801	857	508	BRRP PATNA	IUA16-508-154401/Q3-268
197	GOGREJ PLASTIC KBPT	412801	857	508	BRRP PATNA	IUA16-508-154401/Q3-267
198	GOGREJ PLASTIC KBPT	412801	857	508	BRRP PATNA	IUA16-508-154401/Q3-265
199	GOGREJ PLASTIC KBPT	412801	857	508	BRRP PATNA	IUA16-508-154401/Q3-264
200	GOGREJ PLASTIC KBPT	412801	857	508	BRRP PATNA	IUA16-508-154401/Q3-263
201	GOGREJ PLASTIC KBPT	412801	857	508	BRRP PATNA	IUA16-508-154401/Q3-262
202	GOGREJ PLASTIC KBPT	412801	857	508	BRRP PATNA	IUA16-508-154401/Q3-261
203	GOGREJ PLASTIC KBPT	412801	857	508	BRRP PATNA	IUA16-508-154401/Q3-260
204	GOGREJ PLASTIC KBPT	412801	857	508	BRRP PATNA	IUA16-508-154401/Q3-259
205	GOGREJ PLASTIC KBPT	412801	857	508	BRRP PATNA	IUA16-508-154401/Q3-258



463



206	GOGREJ PLASTIC KBPT	412801	857	508	BRRP PATNA	IUA16-508-154401/Q3-257
207	GOGREJ PLASTIC KBPT	412801	857	508	BRRP PATNA	IUA16-508-154401/Q3-256
208	GOGREJ PLASTIC KBPT	412801	857	508	BRRP PATNA	IUA16-508-154401/Q3-255
209	GOGREJ PLASTIC KBPT	412801	857	508	BRRP PATNA	IUA16-508-154401/Q3-254
210	GOGREJ PLASTIC KBPT	412801	856	508	BRRP PATNA	IUA16-508-154401/Q3-253
211	GOGREJ PLASTIC KBPT	412801	856	508	BRRP PATNA	IUA16-508-154401/Q3-252
212	GOGREJ PLASTIC KBPT	412801	856	508	BRRP PATNA	IUA16-508-154401/Q3-232
213	GOGREJ PLASTIC KBPT	412801	856	508	BRRP PATNA	IUA16-508-154401/Q3-231
214	GOGREJ PLASTIC KBPT	412801	856	508	BRRP PATNA	IUA16-508-154401/Q3-230
215	GOGREJ PLASTIC KBPT	412801	856	508	BRRP PATNA	IUA16-508-154401/Q3-229
216	GOGREJ PLASTIC KBPT	412801	856	508	BRRP PATNA	IUA16-508-154401/Q3-228
217	GOGREJ PLASTIC KBPT	412801	856	508	BRRP PATNA	IUA16-508-154401/Q3-227
218	GOGREJ PLASTIC KBPT	412801	856	508	BRRP PATNA	IUA16-508-154401/Q3-226
219	GOGREJ PLASTIC KBPT	412801	856	508	BRRP PATNA	IUA16-508-154401/Q3-225
220	GOGREJ PLASTIC KBPT	412801	856	508	BRRP PATNA	IUA16-508-154401/Q3-224
221	GOGREJ PLASTIC KBPT	412801	856	508	BRRP PATNA	IUA16-508-154401/Q3-223
222	GOGREJ PLASTIC KBPT	412801	856	508	BRRP PATNA	IUA16-508-154401/Q3-222
223	GODREJ 2DRS ELAN PEDASTAL	412801	4,796	508	BRRP PATNA	IUA16-508-154401/Q3-134
224	GODREJ 2DRS ELAN PEDASTAL	412801	4,796	508	BRRP PATNA	IUA16-508-154401/Q3-135
225	GODREJ 2DRS ELAN PEDASTAL	412801	4,796	508	BRRP PATNA	IUA16-508-154401/Q3-136
226	GODREJ 2DRS ELAN PEDASTAL	412801	4,796	508	BRRP PATNA	IUA16-508-154401/Q3-137
227	GODREJ 2DRS ELAN PEDASTAL	412801	4,796	508	BRRP PATNA	IUA16-508-154401/Q3-138
228	GODREJ 2DRS ELAN PEDASTAL	412801	4,796	508	BRRP PATNA	IUA16-508-154401/Q3-139
229	GODREJ 2DRS ELAN PEDASTAL	412801	4,796	508	BRRP PATNA	IUA16-508-154401/Q3-140
230	GODREJ 2DRS ELAN PEDASTAL	412801	4,796	508	BRRP PATNA	IUA16-508-154401/Q3-141
231	GODREJ 2DRS ELAN PEDASTAL	412801	4,796	508	BRRP PATNA	IUA16-508-154401/Q3-142
232	GODREJ 2DRS ELAN PEDASTAL	412801	4,796	508	BRRP PATNA	IUA16-508-154401/Q3-143
233	GODREJ 2DRS ELAN PEDASTAL	412801	4,796	508	BRRP PATNA	IUA16-508-154401/Q3-144
234	GODREJ 2DRS ELAN PEDASTAL	412801	4,796	508	BRRP PATNA	IUA16-508-154401/Q3-145
235	GODREJ 2DRS ELAN PEDASTAL	412801	4,796	508	BRRP PATNA	IUA16-508-154401/Q3-146
236	GODREJ 2DRS ELAN PEDASTAL	412801	4,796	508	BRRP PATNA	IUA16-508-154401/Q3-147
237	GODREJ 2DRS ELAN PEDASTAL	412801	4,796	508	BRRP PATNA	IUA16-508-154401/Q3-148
238	GODREJ 2DRS ELAN PEDASTAL	412801	4,796	508	BRRP PATNA	IUA16-508-154401/Q3-149
239	GODREJ 2DRS ELAN PEDASTAL	412801	4,796	508	BRRP PATNA	IUA16-508-154401/Q3-150
240	GODREJ 2DRS ELAN PEDASTAL	412801	4,796	508	BRRP PATNA	IUA16-508-154401/Q3-151
241	GODREJ 2DRS ELAN PEDASTAL	412801	4,796	508	BRRP PATNA	IUA16-508-154401/Q3-152
242	GODREJ 2DRS ELAN PEDASTAL	412801	4,796	508	BRRP PATNA	IUA16-508-154401/Q3-153
243	GODREJ 2DRS ELAN PEDASTAL	412801	4,796	508	BRRP PATNA	IUA16-508-154401/Q3-154
244	GODREJ 2DRS ELAN PEDASTAL	412801	4,796	508	BRRP PATNA	IUA16-508-154401/Q3-155
245	GODREJ 2DRS ELAN PEDASTAL	412801	4,796	508	BRRP PATNA	IUA16-508-154401/Q3-156
246	GODREJ 2DRS ELAN PEDASTAL	412801	4,796	508	BRRP PATNA	IUA16-508-154401/Q3-157
247	GODREJ 2DRS ELAN PEDASTAL	412801	4,797	508	BRRP PATNA	IUA16-508-154401/Q3-158
248	GODREJ 2DRS ELAN PEDASTAL	412801	4,797	508	BRRP PATNA	IUA16-508-154401/Q3-160
249	GODREJ ELAN PEDASTAL	412801	4,958	508	BRRP PATNA	IUA16-508-154401/Q3-161
250	GODREJ ELAN PEDASTAL	412801	4,958	508	BRRP PATNA	IUA16-508-154401/Q3-162
251	GODREJ ELAN PEDASTAL	412801	4,958	508	BRRP PATNA	IUA16-508-154401/Q3-163
252	GODREJ ELAN PEDASTAL	412801	4,957	508	BRRP PATNA	IUA16-508-154401/Q3-164
253	GODREJ PLASTIC KBPT	412801	857	508	BRRP PATNA	IUA16-508-154401/Q3-266
254	GODREJ 2DRS ELAN PEDASTAL	412801	4,797	508	BRRP PATNA	IUA16-508-154401/Q3-159
255	SINGLE BED	412801	2,925	508	BRRP PATNA	IUA16-508-154401/Q3-30
256	SINGLE BED	412801	2,925	508	BRRP PATNA	IUA16-508-154401/Q3-31
257	SINGLE BED	412801	2,925	508	BRRP PATNA	IUA16-508-154401/Q3-32
258	SINGLE BED	412801	2,925	508	BRRP PATNA	IUA16-508-154401/Q3-33
259	SINGLE BED	412801	2,925	508	BRRP PATNA	IUA16-508-154401/Q3-34
260	SINGLE BED	412801	2,925	508	BRRP PATNA	IUA16-508-154401/Q3-46
261	DINNING CHAIR,EASY CHIER ,DINNING TABLE, OFFICE CHAIR, WRITING TABLE, DRESSING STOOL	411707	4,922	508	BRRP PATNA	IUA16-508-154401/Q3-301
262	DINNING CHAIR,EASY CHIER ,DINNING TABLE, OFFICE CHAIR, WRITING TABLE, DRESSING STOOL	411707	4,921	508	BRRP PATNA	IUA16-508-154401/Q3-302
263	STEEL ALMIRAH STOREWEL LOCAL MAKE, 7'HEIGHT, GREY COLOUR	411707	12,000	508	BRRP PATNA	IUA16-508-154401/Q3-198
264	DRESSING TABLE	411707	5,373	508	BRRP PATNA	IUA16-508-154401/Q3-316
265	WOODEN BED MADE OF TEAK WOOD AND PLY	411707	10,746	508	BRRP PATNA	IUA16-508-154401/Q3-303
266	SOFA SET 3 SEATER & 2 SINGLE SEATER WITH CENTER TABLE	411707	5,797	508	BRRP PATNA	IUA16-508-154401/Q3-298
267	WOODEN SOFA SET WITH TEAK WOOD	411707	17,534	508	BRRP PATNA	IUA16-508-154401/Q3-313
268	SPLIT AC 1.5T (DURAKOOL-4 STAR)	412008	31,650	508	BRRP PATNA	IUA16-508-154401/Q3-24
269	SPLIT AC 1.5T (DURAKOOL-4 STAR)	412008	31,650	508	BRRP PATNA	IUA16-508-154401/Q3-4
270	1.5 TR GENX2 ? WINDOW AIR- CONDITIONERS INCLUDING VOLTAGE STABILISER, 280V AND INSTALLATION CHARGE	412008	26,378	508	BRRP PATNA	IUA16-508-154401/Q3-169
271	CARRIER WINDOW AC 1.5 TON, MODEL- DURAKOOL?	412008	20,800	508	BRRP PATNA	IUA16-508-154401/Q3-297
272	4KVA CARRIER TOTALINE AUTO VOLTAGE STABILIZER(140-280V)	412008	4,600	508	BRRP PATNA	IUA16-508-154401/Q3-299
273	1.5 TON GENX 2 WINDOW AIR CONDITIONER WITH AUTOMATICE VOLTAGE 4 KVA STABILIZER	412008	22,500	508	BRRP PATNA	IUA16-508-154401/Q3-13

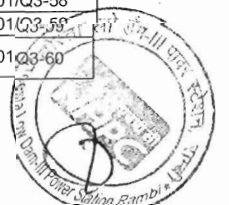


464



274	1.5 TON SPLIT AC WITH 4 KVA CARRIER VOLTAGE STABILIZER (140-280V)	412008	36,750	508	BRRP PATNA	IUA16-508-154401/Q3-16
275	1.5 TON SPLIT AC(DURAKOOL PLUS) WITH 4 KVA VOLTAGE STABILIZER, TOTALINE (130-280V)	412008	34,450	508	BRRP PATNA	IUA16-508-154401/Q3-17
276	2.0 TON SPLIT AV (DURA COOL STAR (US)	412008	36,400	508	BRRP PATNA	IUA16-508-154401/Q3-22
277	2.0 TON SPLIT AV (DURA COOL STAR (US)	412008	36,400	508	BRRP PATNA	IUA16-508-154401/Q3-20
278	2.0 TON SPLIT AV (DURA COOL STAR (US)	412008	36,400	508	BRRP PATNA	IUA16-508-154401/Q3-18
279	2.0 TON SPLIT AV (DURA COOL STAR (US)	412008	36,400	508	BRRP PATNA	IUA16-508-154401/Q3-5
280	2.0 TON SPLIT AV (DURA COOL STAR (US)	412008	36,400	508	BRRP PATNA	IUA16-508-154401/Q3-6
281	2.0 TON SPLIT AV (DURA COOL STAR (US)	412008	36,400	508	BRRP PATNA	IUA16-508-154401/Q3-7
282	2.0 TON SPLIT AV (DURA COOL STAR (US)	412008	36,400	508	BRRP PATNA	IUA16-508-154401/Q3-14
283	2.0 T CARRIER HI-WALL SPLIT AC, MODEL: DURAKOOL PLUS (3 STAR)	412008	39,832	508	BRRP PATNA	IUA16-508-154401/Q3-1
284	CARRIER MAKE 2 TON AC	412008	1	508	BRRP PATNA	IUA16-508-154401/Q3-8
285	CARRIER MAKE 2 TON AC	412008	1	508	BRRP PATNA	IUA16-508-154401/Q3-9
286	BAJAJ GRACE GOLD FAN	412801	1,464	508	BRRP PATNA	IUA16-508-154401/Q3-47
287	CEILING FAN WITH REGULATOR	412801	1,111	508	BRRP PATNA	IUA16-508-154401/Q3-48
288	BAJAJ GRACE GOLD FAN	412801	1,465	508	BRRP PATNA	IUA16-508-154401/Q3-49
289	CEILING FAN	412801	1,625	508	BRRP PATNA	IUA16-508-154401/Q3-50
290	CEILING FAN	412801	1,625	508	BRRP PATNA	IUA16-508-154401/Q3-51
291	CEILING FAN	412801	1,625	508	BRRP PATNA	IUA16-508-154401/Q3-52
292	CEILING FAN	412801	1,625	508	BRRP PATNA	IUA16-508-154401/Q3-53
293	CEILING FAN	412801	1,625	508	BRRP PATNA	IUA16-508-154401/Q3-54
294	CEILING FAN	412801	1,625	508	BRRP PATNA	IUA16-508-154401/Q3-55
295	CEILING FAN	412801	1,625	508	BRRP PATNA	IUA16-508-154401/Q3-56
296	BAJAJ GIZER	412801	4,690	508	BRRP PATNA	IUA16-508-154401/Q3-57
297	FIRE EXTINGUISHER 2 KG CAPACITY, ABC DRY POWDER TYPE, AAKAAI BRAND	412801	2,351	508	BRRP PATNA	IUA16-508-154401/Q3-249
298	FIRE EXTINGUISHER 2 KG CAPACITY, ABC DRY POWDER TYPE, AAKAAI BRAND	412801	2,351	508	BRRP PATNA	IUA16-508-154401/Q3-248
299	FIRE EXTINGUISHER 2 KG CAPACITY, ABC DRY POWDER TYPE, AAKAAI BRAND	412801	2,351	508	BRRP PATNA	IUA16-508-154401/Q3-247
300	FIRE EXTINGUISHER 2 KG CAPACITY, ABC DRY POWDER TYPE, AAKAAI BRAND	412801	2,350	508	BRRP PATNA	IUA16-508-154401/Q3-246
301	FIRE EXTINGUISHER 2 KG CAPACITY, ABC DRY POWDER TYPE, AAKAAI BRAND	412801	2,350	508	BRRP PATNA	IUA16-508-154401/Q3-245
302	FIRE EXTINGUISHER 5 KG CAPACITY, ABC DRY POWDER TYPE, AAKAAI BRAND	412801	3,134	508	BRRP PATNA	IUA16-508-154401/Q3-244
303	FIRE EXTINGUISHER 5 KG CAPACITY, ABC DRY POWDER TYPE, AAKAAI BRAND	412801	3,134	508	BRRP PATNA	IUA16-508-154401/Q3-243
304	FIRE EXTINGUISHER 5 KG CAPACITY, ABC DRY POWDER TYPE, AAKAAI BRAND	412801	3,134	508	BRRP PATNA	IUA16-508-154401/Q3-242
305	FIRE EXTINGUISHER 5KG CAPAC	412801	3,135	508	BRRP PATNA	IUA16-508-154401/Q3-241
306	RETRO REFLECTIVE VINYLE 8*4	412503	8,449	508	BRRP PATNA	IUA16-508-154401/Q3-69
307	GODREJ K.D. OPTIMIZER 18 PUSH PULL P-1 TYPE STORAGE SYSTEM	412020	1,14,416	508	BRRP PATNA	IUA16-508-154401/Q3-65
308	VOLTAGE STABILIZER(5 KVA)	412020	4,800	508	BRRP PATNA	IUA16-508-154401/Q3-3
309	FIRE EXTINGUISHER(4.5 KG CAPACITY), (CO2) TYPE, AAKAAI BRAND	412020	6,717	508	BRRP PATNA	IUA16-508-154401/Q3-284
310	FIRE EXTINGUISHER(4.5 KG CAPACITY), (CO2) TYPE, AAKAAI BRAND	412020	6,716	508	BRRP PATNA	IUA16-508-154401/Q3-283
311	1400 VA MICROTEK SINE WAVE INVERTER	412020	8,300	508	BRRP PATNA	IUA16-508-154401/Q3-307
312	LED TV 32" MODEL 32D5000 SAMSUNG	412501	37,500	508	BRRP PATNA	IUA16-508-154401/Q3-304
313	LED TV 32" MODEL 32D5000 SAMSUNG	412501	37,500	508	BRRP PATNA	IUA16-508-154401/Q3-199
314	LED TV 32" MODEL 32D5000 SAMSUNG	412501	37,500	508	BRRP PATNA	IUA16-508-154401/Q3-200
315	LED TV 32" MODEL 32D5000 SAMSUNG	412501	37,500	508	BRRP PATNA	IUA16-508-154401/Q3-212
316	LCD TELEVISION 22" LG MAKE	412501	13,390	508	BRRP PATNA	IUA16-508-154401/Q3-291
317	PROJECTION SCREEN ON TRIPOD STAND(HY-GAIN FABRIC), SIZE-6'X4'	412501	3,500	508	BRRP PATNA	IUA16-508-154401/Q3-213
318	ROOM HEATER RX 9	412801	1,900	508	BRRP PATNA	IUA16-508-154401/Q3-42
319	ROOM HEATER RX 9	412801	1,900	508	BRRP PATNA	IUA16-508-154401/Q3-43
320	WATER GYSER	412801	4,444	508	BRRP PATNA	IUA16-508-154401/Q3-58
321	WATER GYSER	412801	4,975	508	BRRP PATNA	IUA16-508-154401/Q3-59
322	WATER HEATER 35 LTRS. AND ACCESS.	412801	2,396	508	BRRP PATNA	IUA16-508-154401/Q3-60

465



323	WALL HANGING MADHUBANI PAINTING	412801	2,000	508	BRRP PATNA	IUA16-508-154401/Q3-44
324	WALL HANGING MADHUBANI PAINTING	412801	2,000	508	BRRP PATNA	IUA16-508-154401/Q3-45
325	MOTORIZED TREAD MILL(MAKE-BSA)MODEL-T-330	412007	46,960	508	BRRP PATNA	IUA16-508-154401/Q3-305
326	BAJAJ 15LITR. MAJESTY SR NO 00503	412007	7,050	508	BRRP PATNA	IUA16-508-154401/Q3-306
327	REFRIGERATOR WHIRLPOOL MAKE 180 LTR, 180 GENUS SUPREME DARK BLUE W 10782	412011	9,200	508	BRRP PATNA	IUA16-508-154401/Q3-68
328	Eureka Forbes RO Aquagared Cooler Cum Purifier	412011	80,932	508	BRRP PATNA	IUA16-508-154401/Q3-61
329	T.V. TROLLY	412801	1,350	508	BRRP PATNA	IUA16-508-154401/Q3-35
330	T.V. TROLLY	412801	1,350	508	BRRP PATNA	IUA16-508-154401/Q3-36
331	TV TROLLY	412801	970	508	BRRP PATNA	IUA16-508-154401/Q3-37
332	VOLTAGE STABILIZER (4KVA)-VENUS	412801	4,500	508	BRRP PATNA	IUA16-508-154401/Q3-38
333	VOLTAGE STABILIZER (4KVA)-VENUS	412801	4,500	508	BRRP PATNA	IUA16-508-154401/Q3-2
334	STABILIZER - 05 KVA (VENUS) 140-280	412801	4,400	508	BRRP PATNA	IUA16-508-154401/Q3-23
335	STABILIZER - 05 KVA (VENUS) 140-280	412801	4,400	508	BRRP PATNA	IUA16-508-154401/Q3-21
336	STABILIZER - 05 KVA (VENUS) 140-280	412801	4,400	508	BRRP PATNA	IUA16-508-154401/Q3-19
337	STABILIZER - 05 KVA (VENUS) 140-280	412801	4,400	508	BRRP PATNA	IUA16-508-154401/Q3-10
338	STABILIZER - 05 KVA (VENUS) 140-280	412801	4,400	508	BRRP PATNA	IUA16-508-154401/Q3-11
339	STABILIZER - 05 KVA (VENUS) 140-280	412801	4,400	508	BRRP PATNA	IUA16-508-154401/Q3-12
340	STABILIZER - 05 KVA (VENUS) 140-280	412801	4,400	508	BRRP PATNA	IUA16-508-154401/Q3-15
341	1.5T VOLTAS GOLD 2 STAR WITH STABILIZER	412008	21,500	106	URI STAGE-I PS	IUA16-106-154401/Q3-4
342	DIWAN	411701	8,484	106	URI STAGE-I PS	IUA16-106-154401/Q3-7
343	EASY CHAIR	411701	7,240	106	URI STAGE-I PS	IUA16-106-154401/Q3-8
344	CHAIR -1	412801	2,319	106	URI STAGE-I PS	IUA16-106-154401/Q3-6
345	CHAIR-2	412801	2,319	106	URI STAGE-I PS	IUA16-106-154401/Q3-1
346	CHAIR-3	412801	2,319	106	URI STAGE-I PS	IUA16-106-154401/Q3-2
347	CHAIR-4	412801	2,319	106	URI STAGE-I PS	IUA16-106-154401/Q3-3
348	Samsung LED 39 inch EH5003	412501	44,740	153	R.O. Siliguri	IUA16-153-154401/Q4-1
349	Symantec Antivirus Solution for Mobile / Tablet for 3 Years	412201	2,215	100	Corporate Office	IUA16-100-154401/Q4-108
350	Symantec Antivirus Solution for Mobile / Tablet for 3 Years	412201	2,215	100	Corporate Office	IUA16-100-154401/Q4-109
351	Chainpully Block Heavy Duty (5 ton capacity)	412503	16,275	153	R.O. Siliguri	IUA16-153-154401/Q4-9
352	Honda Genset 30IS (EN No 1002246)	411002	80,100	153	R.O. Siliguri	IUA16-153-154401/Q4-8
353	Pully Lifting Machine	411130	9,256	153	R.O. Siliguri	IUA16-153-154401/Q4-10
354	Honda Genset EU 30IS	411002	81,900	153	R.O. Siliguri	IUA16-153-154401/Q4-7
	Total		47,54,465			

2.1 Deductions on account of Others (Sale/Disposal/Write off)

Sl. No.	Particular of assets	Head of account	Gross block Addition (Rs.)
1	BUILDING CONTAINING HYDRO ELI	410301	2,11,976
2	BUILDING CONTAINING TRANSMIS	410303	25,200
3	DAMS AND BARRAGES	410601	12,31,741
4	POWER CHANNELS	410602	1,27,861
5	POWER TUNNELS AND PIPELINES	410604	268
6	PENSTOCKS	410605	71,985
7	TAILRACE CHANNELS	410606	1,68,711
8	BUILDING CONTAINING HYDRO ELI	410301	5,12,082
9	DAMS AND BARRAGES	410601	9,51,008
10	41 MVA,3-PHASE,220KV/11KV GENE	410702	5,61,000
11	VSAT BASED ON DOMA	411806	1,20,964
12	INMERSAT TELEPHONESET	411806	18,323
13	SERVER IBM INTEL XECON	411806	46,072
14	SERVER HP(COMPAQ)	411806	16,824
15	GPRS BASED RTU CPU. - MAKE : M	411901	6,29,459
16	GATEWAY SYSTEM FOR GPRS BAS	411901	6,79,780
17	Samsugg LED 39 inch EH5003	412501	44,740
18	LAPTOP, HP MODEL P206TX	411801	58,275
19	Symantec Antivirus Solution for Mobile	412201	2,215
20	Symantec Antivirus Solution for Mobile	412201	2,215
21	WATER GEYSER (2 K WATT)	411707	8,900
22	WATER GEYSER (2 K WATT)	411707	8,900
23	WATER GEYSER (2 K WATT)	411707	8,900
24	WATER GEYSER (2 K WATT)	411707	8,900
25	WATER GEYSER (2 K WATT)	411707	8,900
26	WATER GEYSER (2 K WATT)	411707	8,900
27	GYSER 25 LTR. CAPACITY	411707	10,564
28	GYSER 25 LTR. CAPACITY	411707	10,564
29	GYSER 25 LTR. CAPACITY	411707	10,564
30	GYSER 25 LTR. CAPACITY	411707	10,564
31	GYSER 25 LTR. CAPACITY	411707	10,564
32	GYSER 25 LTR. CAPACITY	411707	10,564
33	GYSER 25 LTR. CAPACITY	411707	10,564
34	WATER GEYSER, 2 KW,230 VOLT ,	411707	10,580
35	WATER GEYSER, 2 KW,230 VOLT ,	411707	10,580



466

36	WATER GEYSER, 2 KW,230 VOLT ,	411707	10,580
37	WATER GEYSER, 2 KW,230 VOLT ,	411707	10,580
38	WATER GEYSER, 2 KW,230 VOLT ,	411707	11,860
39	WATER GEYSER, 2 KW,230 VOLT ,	411702	8,990
40	WATER GEYSER, 2 KW,230 VOLT ,	411702	8,990
41	GEYSER 25 LTR,RACOLD MAKE	411707	1
42	GASOLINE ENGINE OPERATED PO	410713	4,76,213
	Total		61,56,421



467

2.2 Deduction on account of others (Transfer out to Subsidiary companies)

Sl. No.	Particular of assets	Head of account	Gross block (Rs.)	Net Block Deduction (Rs.)	Name of Subsidiary Company	Advice number
NIL	NIL	NIL	NIL	NIL	NIL	NIL
			0			
	Total					

2.3 Deductions on account of Inter-unit Transfer

Sl. No.	Particular of assets	Head of account	Gross block Deduction (Rs.)	Detail of the Unit / Company to which Assets Sent (Transferred Out)		Advice number
				Name of Unit / Company	Code of Unit / Company	
	Center table chinar wooden	411701	25,000	URI STAGE-I PS	106	IUA16-114-152601/Q3-5
	Acer Travelmate P243M LAPTOP	411801	48,162	URI STAGE-I PS	106	IUA16-114-152601/Q3-4
	NOKIA 225 BLACK	412801	3,300	URI STAGE-I PS	106	IUA16-114-152601/Q3-3
	Const. Of store room in front of 0 type quarters at Vidyutnagar	410306	1,34,418	R O SILIGURI	153	IUA16-114-151301/Q3-2
	MOTORIZED TREAD MILL(MAKE-BSA)MODEL-T-330	412007	46,960	R O SILIGURI	153	IUA16-114-151301/Q4-1
	Total		2,57,840			

3. Addition / Deduction of Fixed assets on account of Adjustments (FERV, Reclassification, Capitalization Adjustments, Change in Head of Account)

Sl. No.	Particular of assets	Head of account	Gross block Adjusted (Rs.) (+) for Addition, (-) for Deduction
	Total		0



Note no. 2.2 Capital Work In Progress

(Amount in ₹)

	Particulars	As at 01-Apr-2016	Addition	Adjustment	Capitalised	As at 31st March, 2017
i)	Roads and Bridges	678559	2764067	-	3442626	-
ii)	Buildings	9695902	12979304		22675206	-
iii)	Railway sidings	-				-
iv)	Hydraulic Works(Dams, Water Conductor system, Hydro mechanical gates, tunnels)	17858467	82241873		52803129	47297211
v)	Generating Plant and Machinery	-	19416028		10647978	8768050
vi)	Plant and Machinery - Sub station	17151314	775431		612560	17314185
vii)	Plant and Machinery - Transmission lines	-				-
viii)	Plant and Machinery - Others	-				-
ix)	Construction Equipment	-				-
x)	Water Supply System/Drainage and Sewerage	-	977752		977752	-
xi)	Other assets awaiting installation	-	1013352		1013352	-
xii)	CWIP - Assets Under 5 KM Scheme Of the GOI	-				-
xiii)	Survey, investigation, consultancy and supervision charges	594469	1414357			2008826
xiv)	Expenditure on compensatory Afforestation	8360232	6108996		14469228	-
xv)	Expenditure attributable to construction *	8788763	39351078			48139841
	Less: Provided for	-				-
	Sub total (a)	63127706	167042238	-	106641831	123528113
	* For addition during the period refer Note No. 32					
	Construction Stores (for valuation refer Accounting Policy no.10)	-			-	-
	Less : Provisions for construction stores	-			-	-
	Sub total (b)	0	-	-	-	0
	TOTAL	63127706	167042238	-	106641831	123528113
	Previous year	25244075	181191285	(9109361)	134198293	63127706



Baul
प्रबन्धक (वित्त) Manager (F)
एन.एच.पी.सी. लि./N.H.P.C LTD.
टि०एल०डी० पी एस, रम्बी /TLD III PS, Rambhi
पो० रियांग, दार्जिलिंग-७३४३२९
P.O. Reang, Darjeeling (W.B.) 734321



Chatto
डी. चट्टोपाध्याय/D. Chattopadhyay
महाप्रबन्धक/General Manager
तीस्ता लो डैम-III पावर स्टेशन, रम्बी
Teesta Low Dam-III Power Station, Rambhi

Note no. 2.2 Capital Work In Progress

(Amount in ₹)

	Particulars	As at 01-Apr-2015	Addition	Adjustment	Capitalised	As at 31-Mar-2016
i)	Roads and Bridges	-	4704298		4025739	678559
ii)	Buildings	12546313	15388619	9078791	27317821	9695902
iii)	Railway sidings	-				-
iv)	Hydraulic Works(Dams, Water Conductor system, Hydro mechanical gates, tunnels)	144417	59162967	1366197	42815114	17858467
v)	Generating Plant and Machinery	-	16834334	5631480	22465814	-
vi)	Plant and Machinery - Sub station	2212309	14939005			17151314
vii)	Plant and Machinery - Transmission lines	-				-
viii)	Plant and Machinery - Others	-				-
ix)	Construction Equipment	-				-
x)	Water Supply System/Drainage and Sewerage	1231675	1524785		2756460	-
xi)	Other assets awaiting installation	-	34817345		34817345	-
xii)	CWIP - Assets Under 5 KM Scheme Of the GOI	-				-
xiii)	Survey, investigation, consultancy and supervision charges	-	594469			594469
xiv)	Expenditure on compensatory Afforestation	-	24436700	(16076468)		8360232
xv)	Expenditure attributable to construction *	-	8788763			8788763
	Less: Provided for	-				-
	Sub total (a)	16134714	181191285	-	134198293	63127706
	* For addition during the period refer Note No. 32					
	Construction Stores (for valuation refer Accounting Policy no. 10)	11543295		(11543295)	-	-
	Less : Provisions for construction stores	2433934		(2433934)	-	-
	Sub total (b)	9109361	-	(9109361)	-	0
	TOTAL	25244075	181191285	(9109361)	134198293	63127706
	Previous year	80547337	322542455	(19865629)	357980088	25244075



470

Annexure to Note 2.2

CUMMULATIVE EDC

(Amount in Rupees)

Particulars	Linkage	31-03-2017	31-03-2016	01-04-2015
A. EMPLOYEES BENEFITS EXPENSES				
Salaries, wages, allowances	437501	964927091	946786651	940490557
Gratuity and contribution to provident fund (including administration fees)	437502	184815753	182116298	181039864
Staff welfare expenses	437503	111595619	110840236	110840236
Leave Salary & Pension Contribution	437504	0	0	0
<i>Sub-total(a)</i>		1261338463	1239743185	1232370657
<i>Less: Capitalized During the year/Period</i>	438103	1232370657	1232370657	1232370657
<i>Sub-total(A)</i>		28967806	7372528	0
B. REPAIRS AND MAINTENANCE				
Building	437510	44796195	43235012	42784948
Machinery	437511	18788295	18788295	18788295
Others	437512	65959280	65951820	65939820
Rent	437514	76581847	75428897	75416797
Rates and taxes	437515	1278895	1278895	1278895
Insurance	437516	4681170	4681170	4681170
Security expenses	437517	52633081	52633081	52633081
Electricity Charges	437518	48635072	48635072	48635072
Travelling and Conveyance	437519	37497456	36670256	36334250
Expenses on vehicles	437520	72452653	72452653	72436201
Telephone, telex and Postage	437521	15640131	15552458	15528485
Advertisement and publicity	437522	14334956	14295280	14295280
Entertainment and hospitality expenses	437523	237159	235659	220164
Printing and stationery	437524	7644807	7642211	7229494
Remuneration to Auditors	437552	132382	132382	132382
<i>Design and Consultancy charges:</i>			0	0
- Indigenous	437526	7671356	7671356	7671356
- Foreign	437527	0	0	0
Expenses on compensatory afforestation/ catchment area treatment/ environmental expenses	437531	229080669	229080669	229080669
Expenditure on land not belonging to corporation	437532	101684590	101684590	101684590
Land acquisition and rehabilitation	437533	0	0	0
Loss on assets/ materials written off	437528	7826329	7826329	7826329
Losses on sale of assets	437530	550637	524196	524196
Other general expenses	437525	51056111	50626331	50616776
<i>Sub-total (b)</i>		859163071	855026612	853738250
<i>Less: Capitalized During the year/Period</i>	438102	853738250	853738250	853738250
<i>Sub-total(B)</i>		5424821	1288362	0
C. FINANCE COST				
i) Interest on :				
a) Government of India loan	437540	0	0	0
b) Bonds	437541	51123451	51123451	51123451
c) Foreign loan	437542	0	0	0
d) Term loan	437543			
e) Cash credit facilities /WCDL	437545	3651878455	3651878455	3651878455
g) Exchange differences regarded as adjustment to interest cost	437554	0	0	0
Loss on Hedging Transactions	437555	0	0	0
ii) Bond issue/ service expenses	437546	1216144	1216144	1216144
iii) Commitment fee	437547	6455708	6455708	6455708
iv) Guarantee fee on loan	437548	0	0	0
v) Other finance charges	437549	28967811	28967811	28965904
vi) EAC- INTEREST ON LOANS FROM CENTRAL GOVERNMENT- ADJUSTMENT ON ACCOUNT OF EFFECTIVE INTEREST	437581	0	0	0
vii) EAC- INTEREST ON SECURITY DEPOSIT/ RETENTION MONEY- ADJUSTMENT ON ACCOUNT OF EFFECTIVE INTEREST	437583	0	0	0
viii) EAC- COMMITTED CAPITAL EXPENSES- ADJUSTMENT FOR TIME VALUE	437585	0	0	0
<i>Sub-total (c)</i>		3739641569	3739641569	3739639662
<i>Less: Capitalized During the year/Period</i>	438105	3739639662	3739639662	3739639662
<i>Sub-total(C)</i>		1907	1907	0



471

D. EXCHANGE RATE VARIATION (NET)				
i) ERV (Debit balance)	437550	5123085	5123085	5123085
Less: ii) ERV (Credit balance)	437551	-4205910	-4205910	-4205910
<i>Sub-total (d)</i>		917175	917175	917175
Less: Capitalized During the year/Period	438108	917175	917175	917175
<i>Sub-total(D)</i>		0	0	0
E. PROVISIONS				
<i>Sub-total(e)</i>	437561	325204198	325204198	325204198
Less: Capitalized During the year/Period	438106	325204198	325204198	325204198
<i>Sub-total(E)</i>		650408396	650408396	650408396
F. DEPRECIATION & AMORTISATION				
<i>Sub-total (f)</i>	437560	136470660	136282583	136049411
Less: Capitalized During the year/Period	438104	136049411	136049411	136049411
<i>Sub-total(F)</i>		421249	233172	0
G. PRIOR PERIOD EXPENSES (NET)				
Prior period expenses	437565	33101659	33101659	33101659
Less Prior period income	437579	0	0	0
<i>Sub-total (g)</i>		33101659	33101659	33101659
Less: Capitalized During the year/Period	438107	33101659	33101659	33101659
<i>Sub-total (G)</i>		0	0	0
H. LESS : RECEIPTS AND RECOVERIES				
i) Income from generation of electricity – precommissioning	437570	6760749	6760749	6760749
ii) Interest on loans and advances	437571	47494426	47494426	47477034
iii) Miscellaneous receipts	437572	36805087	36624484	36534670
iv) Profit on sale of assets	437573	517438	517438	517438
v) Provision not required written back	437574	146776498	146776498	146776498
vi) Hire charges/ outturn on plant and machinery	437575	3698671	3698671	3698671
vii) EAC-FAIR VALUE GAIN - SECURITY DEPOSIT/ RETENTION MONEY	437582	0	0	0
viii) EAC- FAIR VALUE GAIN ON PROVISIONS FOR COMMITTED CAPITAL EXPENDITURE	437584	0	0	0
<i>Sub-total (h)</i>		242052869	241872266	241765060
Less: Capitalized During the year/Period	438101	241765060	241765060	241765060
<i>Sub-total (H)</i>		287809	107206	0
I. C.O./Regional Office Expenses (i)				
Less: Capitalized During the year/Period	437599	996474920	982863053	982863053
<i>Sub-total(I)</i>	438109	982863053	982863053	982863053
		13611867	0	0
GRAND TOTAL (a+b+c+d+e+f+g-h+i)		7110258846	7070907768	7062119005
Less: Capitalized During the year/Period		7062119005	7062119005	7062119005
GRAND TOTAL (A+B+C+D+E+F+G-H+I)		48139841	8788763	0
Note : 11.1 EAC (CLOSING BALANCE)		48139841	8788763	0



472



PARTICULARS	As at 31st March, 2017	As at 31st March, 2016	As at 1st April, 2015
Total			

NOTE NO. 3.2 NON-CURRENT - FINANCIAL ASSETS - LOANS

(Amount in ₹)

PARTICULARS	As at 31st March, 2017	As at 31st March, 2016	As at 1st April, 2015
a) Employees (at amortised Cost)			
- Secured (considered good)	-	3,58,09,445	2,80,93,099
- Unsecured (considered good)	-	26,76,563	1,74,323
- Unsecured (considered doubtful)	-	-	-
Less : Provisions for doubtful Employees loans *1	-	-	-
Sub-total	-	3,84,86,008	2,82,67,422
b) Contractor / supplier			
- Secured (considered good)	-	-	-
- Unsecured (considered good)	-	-	-
- Against bank guarantee	-	-	-
- Others	-	-	-
- Unsecured (considered doubtful)	-	-	-
Less : Provisions for doubtful advances to Contractor/ Supplier *2	-	-	-
Sub-total	-	-	-
c) State Government in settlement of dues from customer			
- Secured (considered good)	-	-	-
- Unsecured (considered good)	-	-	-
- Unsecured (considered doubtful)	-	-	-
Less : Provisions for doubtful Loan to State Government *3	-	-	-
Sub-total	-	-	-
d) Government of Arunachal Pradesh			
- Secured (considered good)	-	-	-
- Unsecured (considered good)	-	-	-
- Unsecured (considered doubtful)	-	-	-
Interest accrued on:	-	-	-
- Loan to Government of Arunachal Pradesh	-	-	-
- Others	-	-	-
Sub-total	-	-	-
e) Deposits			
- Unsecured (considered good)	-	-	-
- Unsecured (considered doubtful)	-	-	-
Less : Provision for Doubtful Deposits *4	-	-	-
Sub-total	-	-	-
TOTAL	-	3,84,86,008	2,82,67,422
Provisions for doubtful Employees loans *1			
Opening Balance	-	-	-
Addition during the year	-	-	-
Used during the year	-	-	-
Reversed during the year	-	-	-
Closing balance	-	-	-
Provisions for doubtful advances to Contractor/ Supplier *2			
Opening Balance	-	-	-
Addition during the year	-	-	-
Used during the year	-	-	-
Reversed during the year	-	-	-
Closing balance	-	-	-
Provisions for doubtful Loan to State Government *3			
Opening Balance	-	-	-
Addition during the year	-	-	-
Used during the year	-	-	-
Reversed during the year	-	-	-
Closing balance	-	-	-



Provision for Doubtful Deposits *4			
Opening Balance	-	-	-
Addition during the year			
Used during the year			
Reversed during the year			
Closing balance	-	-	-
Explanatory Note: -			
i) Loan included in Other Loans (Employees) due from directors or other officers of the company at the end of the period - For Corporate Office only			
ii) Advance due by firms or private companies in which any Director of the Company is a Director or member			
iii) Loans are non-derivative financial assets which generate a fixed or variable interest income for the company. The Carrying value may be affected by the changes in the credit risk of the counterparties.			

NOTE NO. 3.3 NON-CURRENT - FINANCIAL ASSETS - OTHERS

(Amount in ₹)

PARTICULARS	As at 31st March, 2017	As at 31st March, 2016	As at 1st April, 2015
A. Bank Deposits with more than 12 Months Maturity	-	-	-
B. Lease Rent receivable	-	-	-
C. Interest receivable on lease	-	-	-
TOTAL	-	-	-

NOTE NO. 4 OTHER NON-CURRENT ASSETS

(Amount in ₹)

PARTICULARS	As at 31st March, 2017	As at 31st March, 2016	As at 1st April, 2015
A. CAPITAL ADVANCES			
Secured (considered good)	-	-	-
Unsecured (considered good)			
- Against bank guarantee	45,60,210	83,97,947	79,58,077
- Others	-	-	-
Less : Provision for expenditure awaiting utilisation certificate	-	-	-
Unsecured (considered doubtful)	-	-	-
Less : Provisions for doubtful advances *1	-	-	-
Sub-total	45,60,210	83,97,947	79,58,077
B. ADVANCES OTHER THAN CAPITAL ADVANCES			
i) DEPOSITS			
- Unsecured (considered good)	15,98,11,112	15,98,94,526	15,29,26,112
Less : Provision against demand raised by Govt.Depts.	15,29,26,112	15,29,26,112	15,29,26,112
- Unsecured (considered doubtful)	-	-	-
Less : Provision for Doubtful Deposits *2	-	-	-
	68,85,000	69,68,414	-
ii) Other advances			
- Unsecured (considered good)	94,999	3,29,999	-
- Unsecured (considered doubtful)	-	-	-
	94,999	3,29,999	-
C. Others			
i) Deferred Foreign Currency Fluctuation			
Deferred Foreign Currency Fluctuation Assets	-	-	-
Deferred Expenditure on Foreign Currency Fluctuation	-	-	-
	-	-	-
ii) Deferred Cost on Employee loans given			
Secured - Considered Good	-	-	-
Employee loans - Unsecured	-	-	-
	-	-	-
	-	-	-
TOTAL	1,15,40,209	1,56,96,360	79,58,077

Provision for doubtful Advances *1			
Opening Balance	-	-	-
Addition during the year			
Used during the year			
Reversed during the year			
Closing balance	-	-	-
Provision for doubtful Deposits *2			
Opening Balance	-	-	-
Addition during the year			
Used during the year			
Reversed during the year			
Closing balance	-	-	-



474



NOTE NO. 5 INVENTORIES

(Amount in ₹)

PARTICULARS	As at 31st March, 2017	As at 31st March, 2016	As at 1st April, 2017
(Valuation as per Accounting Policy No. 10)			
Stores and spares	3,60,79,101	1,94,50,306	48,90,43
Stores in transit/ pending inspection	-	-	-
Loose tools	1,81,776	3,30,328	70,55
Scrap inventory	-	-	-
Material at site	-	-	-
Material issued to contractors/ fabricators	-	-	-
Inventory for Self Generated VER's	-	-	-
Less: Provision for Obsolescence & Diminution in Value *1	48,13,263	74,62,522	-
TOTAL	3,14,47,614	1,23,18,114	48,90,43
Provision for Obsolescence & Diminution in Value			
Opening Balance	74,62,522	-	-
Addition during the year	42,674	52,89,845	-
Used during the year	-	(21,72,677)	-
Reversed during the year	26,91,933	-	-
Closing balance	48,13,263	74,62,522	-
Explanatory Note:			
i) During the period/year, inventories written down to net realisable value (NRV) and recognised as an expense in profit or loss	42,674	52,89,845	-
ii) Refer Note No. 34 for information of assets pledged with bank as security for related borrowings			
iii) Events/circumstances led to the reversal of Write down value of inventories			

NOTE NO. 6 FINANCIAL ASSETS - CURRENT - INVESTMENTS


(Amount in ₹)

PARTICULARS	As at 31st March, 2017	As at 31st March, 2016	As at 1st April, 2017
Total			

NOTE NO. 7 FINANCIAL ASSETS - CURRENT - TRADE RECEIVABLES

(Amount in ₹)

PARTICULARS	As at 31st March, 2017	As at 31st March, 2016	As at 1st April, 2017
Trade Receivables outstanding for a period exceeding six months from the date they become due for payment			
Secured - Considered good			
Unsecured - Considered Good			
Unsecured - Considered Doubtful			
Less: Provision for doubtful debts *1			
Other Trade Receivables			
Secured - Considered good			
Unsecured - Considered Good			
Unsecured - Considered Doubtful			
Less: Provision for impairment			
TOTAL			
*1 Provision for doubtful debts			
Opening Balance			
Addition during the year			
Used during the year			
Reversed during the year			
Closing balance			
Explanatory Note:			
i) Debt due by directors or other officers of the company or any of them either severally or jointly with any other person or debts due by firms or private companies respectively in which any director of the Company is a partner or a director or a member			
ii) Debt due by subsidiaries/ Joint Ventures and others related parties of the company at point (i) above			
iii) Due to the short-term nature of the current receivables, their carrying amount is assumed to be the same as their fair value			
iv) Refer Note No. 34 for receivable pledged as security -For Corporate Office only			



475

NOTE NO. 8 FINANCIAL ASSETS - CURRENT - CASH AND CASH EQUIVALENTS

(Amount in ₹)

PARTICULARS	As at 31st March, 2017	As at 31st March, 2016	As at 1st April, 2015
A Balances with banks			
• With scheduled banks			
i) - In Current Account	1,95,893	2,26,567	3,26,020
ii) - In deposits account (Deposits with maturity of three months or less)	-	-	-
• With other banks			
- In current account			
Bank of Bhutan	-	-	-
B Cheques, drafts on hand	-	-	-
C Cash on hand			
Cash on hand	47,241	15,106	83,388
D Other Bank Balances	-	-	-
TOTAL	2,43,134	2,41,673	4,09,408
Explanatory Note: -			
1) Cash on hand -(Includes stamps on hand)	-	-	-
2) Cash and Bank Balances held for Rural Road and Rural Electrification works being executed by Company on behalf of other agencies and are not freely available for the business of the Company included in stated amount	-	-	-

NOTE 9 : FINANCIAL ASSETS - CURRENT - BANK BALANCES OTHER THAN CASH & CASH EQUIVALENTS

(Amount in ₹)

PARTICULARS	As at 31st March, 2017	As at 31st March, 2016	As at 1st April, 2015
A Balances with Banks			
Deposits with maturity of more three months but less than / upto 12 months	-	-	-
B Deposit account-Unpaid Dividend / Interest	-	-	-
TOTAL	-	-	-
Explanatory Note: -			
Cash and Bank Balances held for Rural Road and Rural Electrification works being executed by Company on behalf of other agencies and are not freely available for the business of the Company included in stated amount	-	-	-



476

NOTE NO. 10 FINANCIAL ASSETS - CURRENT - LOANS

(Amount in ₹)

PARTICULARS	As at 31st March, 2017	As at 31st March, 2016	As at 1st April, 2015
OTHER LOANS			
Employees (including accrued interest)			
- Secured (considered good)	-	43,45,213	36,22,323
- Unsecured (considered good)	-	59,54,511	51,56,898
- Unsecured (considered doubtful)	-	-	-
Less : Provisions for doubtful Employee loans & advances *1	-	-	-
	-	1,02,99,724	87,79,221
Contractor / supplier			
- Secured (considered good)			
- Unsecured (considered good)			
- Against bank guarantee			
- Others			
- Unsecured (considered doubtful)			
	-	-	-
Loan to State Government in settlement of dues from customer			
- Secured (considered good)			
- Unsecured (considered good)			
- Unsecured (considered doubtful)			
Less : Provisions for doubtful Other loans & advances			
	-	-	-
Advances to Subsidiaries / JV's			
	-	-	-
TOTAL	-	1,02,99,724	87,79,221

*1 Provisions for doubtful Employee loans & advances			
Opening Balance	-	-	-
Addition during the year			
Used during the year			
Reversed during the year			
Closing balance	-	-	-
Explanatory Note: -			
Loan & Advances due from directors or other officers of the company at the end of the period - For Corporate Office only			
Advance due by firms or private companies in which any Director of the Company is a Director or member - For Corporate Office only			



NOTE NO. 11 FINANCIAL ASSETS - CURRENT - OTHERS

(Amount in ₹)

PARTICULARS	As at 31st March, 2017	As at 31st March, 2016	As at 1st April, 2015
Others			
a) Claims recoverables	3,35,42,172	7,46,22,437	2,07,38,633
Less: Provisions for Doubtful Claims *1	-	-	-
Sub-total	3,35,42,172	7,46,22,437	2,07,38,633
b) Interest Income accrued on Bank Deposits	-	-	-
c) Receivable from Subsidiaries / JV's	-	-	-
d) Interest recoverable from beneficiary	-	-	-
e) Lease Rent receivable-Current	-	-	-
f) Interest receivable on lease	-	-	-
TOTAL	3,35,42,172	7,46,22,437	2,07,38,633
*1 Provisions for Doubtful Claims			
Opening Balance	-	-	-
Addition during the year	-	-	-
Used during the year	-	-	-
Reversed during the year	-	-	-
Closing balance	-	-	-
Explanatory Note:-			
1) Receivable from Subsidiaries / JV's includes claim of the company towards capital expenditure incurred on Pakaldul, Kiru & Kawar HE Projects which have been transferred to M/s CVPPPL (a joint venture company of NHPC, JKSPDC and PTC).			

NOTE NO. 12 CURRENT TAX ASSETS (NET)

(Amount in ₹)

PARTICULARS	As at 31st March, 2017	As at 31st March, 2016	As at 1st April, 2015
Advance Income Tax & Tax Deducted at Source	-	-	-
Less: Provision for Taxation	-	-	-
Net Income Tax Advance	-	-	-



478

PARTICULARS	As at 31st March, 2017	As at 31st March, 2016	As at 1st April, 2015
A. CAPITAL ADVANCES			
Secured (considered good)	-	-	-
Unsecured (considered good)	-	-	-
- Against bank guarantee	-	-	-
- Others	-	-	-
Sub-total	-	-	-
B. Advances other than Capital Advances			
a) Deposits			
- Unsecured (considered good)	24,86,24,700	4,000	69,31,276
Less : Provision against demand raised by Govt.Depts.	-	-	-
- Unsecured (considered doubtful)	-	-	-
Less : Provision for Doubtful Deposits *1	-	-	-
Sub-total	24,86,24,700	4,000	69,31,276
b) Advance to contractor / supplier			
- Secured (considered good)	64,00,000	86,36,187	-
- Unsecured (considered good)	-	-	-
- Against bank guarantee	-	-	-
- Others	55,97,126	53,19,612	49,93,236
Less : Provisions for expenditure awaiting utilization certificate	-	-	-
- Unsecured (considered doubtful)	-	-	-
Less : Provisions for doubtful advances *2	-	-	-
Sub-total	1,19,97,126	1,39,55,799	49,93,236
c) Other advances - Employees			
- Unsecured (considered good)	1,58,320	2,28,654	1,97,526
- Unsecured (considered doubtful)	-	-	-
Sub-total	1,58,320	2,28,654	1,97,526
d) Interest accrued on:			
Loan to State Government in settlement of dues from customers	-	-	-
Others	-	-	-
- Considered Good	-	-	-
- Considered Doubtful	-	-	-
Less: Provisions for Doubtful Interest *3	-	-	-
Sub-total	-	-	-
C. Others			
a) Expenditure awaiting adjustment			
Less: Provision for project expenses awaiting write off sanction *4	-	-	-
Sub-total	-	-	-
b) Losses awaiting write off sanction/pending investigation			
Less: Provision for losses pending investigation/awaiting write off / sanction *5	39,09,668	39,09,668	45,37,088
	39,09,668	39,09,668	45,37,088
Sub-total	-	-	-
c) Work In Progress			
Construction work in progress(on behalf of client)	-	-	-
Consultancy work in progress(on behalf of client)	-	-	-
d) Receivable on account of unbilled revenue			
e) Prepaid Expenditure	1,59,72,981	1,89,54,993	1,14,31,145
f) Deferred Employee Costs			
Secured - Considered Good	-	-	-
Unsecured	-	-	-
g) Surplus / Obsolete Assets held for disposal	18,48,228	20,98,217	3,72,886
h) Others	-	-	-
TOTAL	27,86,01,355	3,52,41,663	2,39,26,069
*1 Provisions for Doubtful Deposits			
Opening Balance	-	-	-
Addition during the year	-	-	-
Used during the year	-	-	-
Reversed during the year	-	-	-
Closing balance	-	-	-
*2 Provisions for doubtful advances (Contractors & Suppliers)			
Opening Balance	-	-	-
Addition during the year	-	-	-
Used during the year	-	-	-
Reversed during the year	-	-	-
Closing balance	-	-	-



479



*3 Provisions for Doubtful Accrued Interest			
Opening Balance	-	-	-
Addition during the year			
Used during the year			
Reversed during the year			
Closing balance	-	-	-
*4 Provision for project expenses awaiting write off sanction			
Opening Balance	-	-	-
Addition during the year			
Used during the year			
Reversed during the year			
Closing balance	-	-	-
*5 Provision for losses pending investigation/awaiting write off / sanction			
Opening Balance	39,09,668	45,37,088	45,37,088
Addition during the year			
Used during the year		6,27,420	
Reversed during the year			
Closing balance	39,09,668	39,09,668	45,37,088
Explanatory Note:-			
1	Loans and Advances due from Directors or other officers at the end of the year/ period - For Corporate Office only		
2	Advance due by Firms or Private Companies in which any Director of the Company is a Director or member.- For Corporate Office only		
3	Receivable on account of unbilled revenue represents Difference of grossing up of ROE J&K water cess RLDC Charges Tax adjustment MEA Sales MAT Impact Effective Tax rate FERV Others (For Corporate Office Only)		
4	Surplus Assets / Obsolete Assets held for disposal are shown at lower of book value and net realizable value.		
	18,48,228	20,98,217	3,72,886

NOTE NO. 14 REGULATORY DEFERRAL ACCOUNT DEBIT BALANCES

(Amount in ₹)

PARTICULARS	As at 31st March, 2017	As at 31st March, 2016	As at 1st April, 2015
Opening Balance	-	-	-
Add: Movement in Regulatory Deferral Account Balances			
a) Employee Remuneration & Benefits	-	-	-
b) Generation & Other exps.	-	-	-
c) Provisions	-	-	-
d) Depreciation	-	-	-
e) Finance Cost	-	-	-
f) Other Income	-	-	-
g) Exchange Differences on Monetary Items	-	-	-
Add: Adjustment during the year			
Less: Amortisation / Impairment during the year			
Closing Balance	-	-	-
1) For details refer Note No.-34-Other Explanatory Notes to Accounts			



Note 15.2 Other Equity

(Amount in ₹)

PARTICULARS	As at 31st March, 2017	As at 31st March, 2016	As at 01st April, 2015
1 Capital Reserve	-	-	-
2 Capital Redemption Reserve	-	-	-
3 Securities Premium Account	-	-	-
4 Bond Redemption Reserve	-	-	-
5 Self Insurance Fund	-	-	-
6 Corporate Social Responsibility Fund	-	-	-
7 Research & Development Fund	-	-	-
8 General Reserve	-	-	-
9 Retained Earnings	-	-	-
i) General Reserve - Opening Ind AS Adjustment	57,66,958	57,66,958	57,66,958
ii) Other Equity - Ind AS Adjustment	(3,74,79,523)	(3,74,79,523)	-
iii) Ind AS - Surplus (Ind AS Adjustment - Profit/Loss Entries - F.Y 2015-16)	3,47,05,630	-	-
iv) Opening balance Remeasurements of the defined benefit plans	-	-	-
Transferred from OCI	(35,56,566)	-	-
Closing Balance Remeasurements of the defined benefit plans	(35,56,566)	-	-
v) Surplus	1,04,50,90,809	90,35,05,869	95,24,90,185
10 FVTOCI Reserve-			
- Equity Instruments	-	-	-
- Debt Instruments	-	-	-
Total	1,04,45,27,308	87,17,93,304	95,82,57,143
* Surplus			
Profit for the Year as per Statement of Profit and Loss	1,04,50,90,809	90,35,05,869	95,24,90,185
Adjustment arising out of transition provisions for recognising Rate Regulatory Assets	-	-	-
Balance brought forward	-	-	-
Add:			
Amount Written Back From Bond Redemption Reserve	-	-	-
Write Back From Capital Reserve	-	-	-
Write Back From Other Reserve	-	-	-
Amount Utilised From Self Insurance Fund	-	-	-
Tax On Dividend Write Back	-	-	-
Write Back From Corporate Social Responsibility Fund	-	-	-
Write Back From Research & Development Fund	-	-	-
Balance available for Appropriation	1,04,50,90,809	90,35,05,869	95,24,90,185
Less:			
Transfer to Bond Redemption Reserve	-	-	-
Transfer to Self Insurance Fund	-	-	-
Transfer to General Reserve	-	-	-
Transfer to Corporate Social Responsibility Fund	-	-	-
Transfer to Research & Development Fund	-	-	-
Dividend :			
- Interim	-	-	-
- Proposed	-	-	-
Tax on Dividend			
- Interim	-	-	-
- Proposed	-	-	-
Balance carried forward	1,04,50,90,809	90,35,05,869	95,24,90,185



481

PARTICULARS	As at 31st March, 2017	As at 31st March, 2016	As at 01st April, 2015
FUNDS FROM CORPORATE OFFICE	15,10,08,02,309	15,70,74,62,186	16,52,74,00,435
C.O.(FDB)	88,38,21,573	(2,75,58,16,553)	(2,15,08,65,188)
IUT Closing Entries - CO	-	-	-
L.O. MUMBAI	-	50,135	-
L.O. LUCKNOW	-	-	-
RO-JAMMU	-	-	-
RO-ITANAGAR	-	-	-
RO-SILIGURI	7,01,46,563	3,47,38,850	2,74,33,067
BAIRASIUL	2,430	10,11,059	(10,810)
RO-BANIKHET	1,01,25,198	-	4,485
LOKTAK	21,665	4,07,471	-
SALAL	-	723	(723)
TANAKPUR	(167)	-	(360)
CHAMERA-I	1,03,687	1,525	2,22,589
URI - I	36,302	2,60,788	(2,23,887)
RANGIT	(12,036)	2,53,245	(37,842)
CHAMERA-II	-	(7,504)	66,254
DULHASTI	-	(1,11,032)	1,629
DHAULIGANGA-I	(11,245)	-	(834)
TEESTA-V	(4,649)	21,35,897	(1,38,002)
CHAMERA-III	-	-	-
CHUTAK	15,563	(13,57,999)	20,36,974
TLDP-III	-	-	-
PARBATI -II	-	-	(1,51,036)
PARBATI-III	-	(24,148)	(1,10,476)
SEWA-II	1,206	5,220	5,021
URI - II	(86,033)	(1,39,290)	7,403
KISHANGANGA	85,484	-	-
BURSUR	-	-	-
NIMMO BAZGO	8,968	(46,601)	99,135
TLDP-IV	(2,68,940)	91,773	(87,30,771)
TEESTA-IV	(80,874)	(5,39,813)	-
SUBANSARI LOWER	(19,74,592)	(2,26,666)	1,42,061
DIBANG	(81,168)	-	(33,351)
TAWANG I & II	(83,187)	(17,23,618)	-
KOTLIBHEL 1A	-	11,803	-
INVESTIGATION PROJECTS, UTTRAKHAND	-	-	-
RE CELL	-	-	27,10,506
WIND POWER PROJECTS, JAISALMER	-	-	-
BRRP	14,82,027	4,15,925	5,59,830
CHEQUE PAID ACCOUNT	21,73,99,500	22,32,00,000	22,07,46,000
CHEQUE COLLECTED ACCOUNT	(74,91,276)	(3,57,27,356)	(36,56,30,047)
COMMERCIAL - IUT	(3,57,77,68,038)	-	-
CENTRALIZED EMPLOYEE PAYMENT ACCOUNT	24,17,44,350	22,55,28,131	20,42,54,507
CENTRALIZED VENDOR PAYMENT ACCOUNT	62,64,42,167	83,21,47,919	29,52,15,432
Total	13,56,43,76,787	14,23,20,02,070	14,75,49,72,001



NOTE NO. 16.1 FINANCIAL LIABILITIES - NON CURRENT - BORROWINGS

(Amount in ₹)

PARTICULARS	As at 31st March, 2017	As at 31st March, 2016	As at 1st April, 2015
Bonds			
- Secured	-	-	-
- Unsecured	-	-	-
Term Loans			
• From Banks			
- Secured	-	-	-
- Unsecured	-	-	-
• From Other Parties			
- Secured	-	-	-
- Unsecured	-	-	-
TOTAL	-	-	-
Redemption / terms of repayment etc. i) Debt Covenants : Refer point no. 3 of Note no. 33. ii) Particulars of Redemption & Repayments: Refer Annexures to Note 16.1			
Maturity Analysis of Borrowings			
The table below summarises the maturity profile of the company's borrowings based on contractual payments :			
Particulars			
More than 1 Year & Less than 3 Years			
More than 3 Year & Less than 5 Years			
More than 5 Years			
TOTAL	-	-	-

NOTE NO. 16.2 FINANCIAL LIABILITIES - NON CURRENT - OTHERS

(Amount in ₹)

PARTICULARS	As at 31st March, 2017	As at 31st March, 2016	As at 1st April, 2015
Deposits/ retention money	-	-	2,75,52,927
TOTAL	-	-	2,75,52,927
Maturity Analysis of Deposit / Retention Money			
The table below summarises the maturity profile of the deposits/retention money based on contractual payments :			
Particulars			
More than 1 Year & Less than 3 Years			3,33,19,885
More than 3 Year & Less than 5 Years			
More than 5 Years			
TOTAL	-	-	3,33,19,885



PARTICULARS	As at 31st March, 2017	As at 31st March, 2016	As at 1st April, 2015
A. PROVISION FOR EMPLOYEE BENEFITS (provided for on basis of actuarial valuation)			
i) Provision for leave encashment			
As per last Balance Sheet	-	-	-
Additions during the year			
Amount used during the year			
Amount reversed during the year			
Closing Balance	-	-	-
ii) Provision for REHS			
As per last Balance Sheet	-	-	-
Additions during the year			
Amount used during the year			
Amount reversed during the year			
Closing Balance	-	-	-
iii) Provision for TTA (Baggage Allowance on Retirement)			
As per last Balance Sheet	-	-	-
Additions during the year			
Amount used during the year			
Amount reversed during the year			
Closing Balance	-	-	-
iv) Provision for Memento			
As per last Balance Sheet	-	-	-
Additions during the year			
Amount used during the year			
Amount reversed during the year			
Closing Balance	-	-	-
B. OTHERS			
i) Provision For Committed Capital Expenditure			
As per last Balance Sheet	-	-	-
Additions during the year	-	-	-
Amount used during the year	-	-	-
Amount reversed during the year	-	-	-
Unwinding of discount	-	-	-
Closing Balance	-	-	-
ii) Provision For Livelihood Assistance			
As per last Balance Sheet	-	-	-
Additions during the year	-	-	-
Amount used during the year	-	-	-
Amount reversed during the year	-	-	-
Unwinding of discount	-	-	-
Closing Balance	-	-	-
TOTAL	-	-	-
Explanatory Notes:-			
Information about Provisions are given in Note 34 of Balance Sheet			



484

PARTICULARS	As at 31st March, 2017	As at 31st March, 2016	As at 1st April, 2015
Deferred Tax Liability			
a) Property, Plant and Equipments, Investment Property and Intangible Assets.			
b) Financial Assets at FVTOCI	-	-	-
c) Other Items	-	-	-
Less: Recoverable for tariff period upto 2009	-	-	-
Less: Deferred Tax Adjustment against Deferred Tax Liabilities	-	-	-
Net Deferred Tax Liability	-	-	-
Less:-Set off Deferred Tax Assets pursuant to set off provisions			
a) Provision for doubtful debts, inventory and others			
b) Provision for employee benefit schemes			
c) Other Items			
Net Deferred Tax Assets	-	-	-
TOTAL	-	-	-
<p>Explanatory Note: - Deferred tax liability/(assets), in compliance to the Ind AS 12 on "Accounting for Taxes on Income" notified under The Companies Act, 2013 has been created as deferred tax liability/(Assets).-</p>			



NOTE NO. 19 OTHER NON CURRENT LIABILITIES

(Amount in ₹)

PARTICULARS	As at 31st March, 2017	As at 31st March, 2016	As at 1st April, 2015
Income received in advance (Advance Against Depreciation)	-	-	-
Deferred Foreign Currency Fluctuation Liabilities	-	-	-
Deferred Income from Foreign Currency Fluctuation Account	-	-	-
Grants in aid-from Government-Deferred Income	-	-	-
TOTAL	-	-	-
GRANTS IN AID-FROM GOVERNMENT-DEFERRED INCOME			
As at the beginning of the year	-	-	-
Add: Received during the year	-	-	-
Less: Released to Statement of Profit and Loss	-	-	-
Balance as at the year end	-	-	-
Grants in Aid-from Government-Deferred Income (Current)	-	-	-
Grants in Aid-from Government-Deferred Income (Non-Current)	-	-	-

NOTE NO. 20.1 TRADE PAYABLE - CURRENT

(Amount in ₹)

PARTICULARS	As at 31st March, 2017	As at 31st March, 2016	As at 1st April, 2015
Total outstanding dues of micro enterprise and small enterprise(s)	-	-	-
Total outstanding dues of Creditors other than micro enterprises and small enterprises	4,72,18,850	3,57,50,424	5,87,68,924
TOTAL	4,72,18,850	3,57,50,424	5,87,68,924
Explanatory Note: - Disclosure requirement under Section 22 of The Micro, Small and Medium Enterprises Development Act, 2006 is given in Note No.34- Other Explanatory Notes to Accounts.			

NOTE NO. 20.2 OTHER FINANCIAL LIABILITIES - CURRENT

(Amount in ₹)

PARTICULARS	As at 31st March, 2017	As at 31st March, 2016	As at 1st April, 2015
Current maturities of long term debt *			
- Bonds	-	-	-
- Term Loan -Banks-Secured	-	-	-
- Term Loan -Banks-Unsecured	-	-	-
- Other Parties-Secured	-	-	-
- Other Parties-Unsecured	-	-	-
Bond application money	-	-	-
Liability against capital works/supplies	14,36,68,706	17,20,62,435	15,88,53,634
Interest accrued but not due on borrowings	-	-	-
Interest accrued and due on borrowings	-	-	-
Deposits/ retention money	5,28,11,261	5,90,98,086	13,97,55,051
Due to Subsidiaries	-	-	-
Unpaid dividend	-	-	-
Unpaid interest	-	-	-
TOTAL	19,64,79,967	23,11,60,521	29,86,08,685
* Details in respect of redemption, rate of interest, terms of repayment and particulars of security are disclosed in Annexure to Note no. 16.1. (For C.O. only)			



NOTE NO. 21 OTHER CURRENT LIABILITIES

(Amount in ₹)

PARTICULARS	As at 31st March, 2017	As at 31st March, 2016	As at 1st April, 2015
Income received in advance (Advance against depreciation)	-	-	-
Unspent amount of deposit/agency basis works	-	-	-
Statutory dues payables	30,72,452	1,26,23,081	59,39,682
Advances against the deposit works	-	-	-
Less: Amount Spent on Deposit Works	-	-	-
Advances against cost of Project Mgt./ Consultancy Work	-	-	-
Less: Amount Spent in respect of Project Mgt./ Consultancy Works	-	-	-
Less: Provision Toward Amt Recoverable in r/o Project Mgt / Consultancy Works	-	-	-
Other liabilities	44,27,395	10,56,117	3,03,786
Grants in aid - pending utilization	-	-	-
Grants in aid-from Government-Deferred Income	-	-	-
TOTAL	74,99,847	1,36,79,198	62,43,468



PARTICULARS		As at 31st March, 2017	As at 31st March, 2016	As at 1st April, 2015
A.	PROVISION FOR EMPLOYEE BENEFITS (provided for on basis of actuarial valuation)			
	i) Provision for leave encashment			
	As per last Balance Sheet	-	-	-
	Additions during the year	-	-	-
	Amount used during the year	-	-	-
	Amount reversed during the year	-	-	-
	Closing Balance	-	-	-
	ii) Provision for REHS			
	As per last Balance Sheet	-	-	-
	Additions during the year	-	-	-
	Amount used during the year	-	-	-
	Amount reversed during the year	-	-	-
	Closing Balance	-	-	-
	iii) Provision for TTA (Baggage Allowance on Retirement)			
	As per last Balance Sheet	-	-	-
	Additions during the year	-	-	-
	Amount used during the year	-	-	-
	Amount reversed during the year	-	-	-
	Closing Balance	-	-	-
	iv) Provision for Memento			
	As per last Balance Sheet	-	-	-
	Additions during the year	20,000	34,980	30,000
	Amount used during the year	20,000	34,980	30,000
	Amount reversed during the year	-	-	-
	Closing Balance	-	-	-
	v) Provision for Wage Revision			
	As per last Balance Sheet	10,84,760	49,81,208	49,81,208
	Additions during the year	(10,84,760)	14,97,210	-
	Amount used during the year	-	53,93,658	-
	Amount reversed during the year	-	-	-
	Closing Balance	-	10,84,760	49,81,208
	Less: Advance paid	-	10,84,760	49,81,208
	Closing Balance (Net of advance)	-	-	-
	vi) Provision for Performance Related Pay/Incentive			
	As per last Balance Sheet	2,24,09,465	1,82,08,912	1,82,08,912
	Additions during the year	(1,33,25,138)	2,31,93,995	-
	Amount used during the year	-	1,89,93,442	-
	Amount reversed during the year	-	-	-
	Closing Balance	90,84,327	2,24,09,465	1,82,08,912
	vii) Provision for Superannuation / Pension Fund			
	As per last Balance Sheet	-	-	-
	Additions during the year	-	-	-
	Amount used during the year	-	-	-
	Amount reversed during the year	-	-	-
	Closing Balance	-	-	-
	viii) Provision For Wage Revision 3rd PRC			
	As per last Balance Sheet	-	-	-
	Additions during the year	1,82,73,646	-	-
	Amount used during the year	-	-	-
	Amount reversed during the year	-	-	-
	Closing Balance	1,82,73,646	-	-
B.	OTHERS			
	i) Provision For Tariff Adjustment			
	As per last Balance Sheet	-	-	-
	Additions during the year	-	-	-
	Amount used during the year	-	-	-
	Amount reversed during the year	-	-	-
	Closing Balance	-	-	-
	ii) Provision For Committed Capital Expenditure			
	As per last Balance Sheet	-	-	-
	Additions during the year	-	-	-
	Amount used during the year	-	-	-
	Amount reversed during the year	-	-	-
	Unwinding of discount	-	-	-
	Closing Balance	-	-	-
	iii) Provision for Restoration expenses of Insured Assets			
	As per last Balance Sheet	8,88,69,139	-	-
	Additions during the year	-	8,88,69,139	-
	Amount used during the year	4,89,80,357	-	-
	Amount reversed during the year	-	-	-
	Closing Balance	3,98,88,782	8,88,69,139	-



488



iv) Provision For Livelihood Assistance			
As per last Balance Sheet	-	-	-
Additions during the year	-	-	-
Amount used during the year	-	-	-
Amount reversed during the year	-	-	-
Unwinding of discount	-	-	-
Closing Balance after Fair Value Adjustment	-	-	-
v) Provision - Others			
As per last Balance Sheet	1,02,81,78,559	1,02,77,04,473	1,02,77,04,473
Additions during the year	1,27,02,923	4,74,086	-
Amount used during the year	32,50,310	-	-
Amount reversed during the year	14,63,090	-	-
Closing Balance	1,03,61,68,082	1,02,81,78,559	1,02,77,04,473
TOTAL	1,10,34,14,837	1,13,94,57,163	1,04,59,13,385

Explanatory Note: -

- 1) The Board has resolved to implement the directions of the Ministry of Power (MoP) vide its letter no. 11/17/2009-NHPC/Vol. III dated 27th December 2013 conveying the approval of Competent Authority about pay scales in respect of below Board level Executives that the pay scales shall be fixed w.e.f. 01.01.2007 after correcting the aberrations in pay scales fixed w.e.f. 01.01.1997 and the deviant pay scales fixed w.e.f. 01.01.1997 shall not be regularized. The MoP has confirmed vide letter no. 11/17/2009-NHPC-Vol. III dated 25th Feb., 2016 that the recovery of personal pay adjustment w.e.f. 01.02.2014 is in conformity with the said directive of the Competent Authority. Accordingly, personal pay advance of Rs.----- and Rs.----- has been set-off against the balance of provision for wage revision as on 31st March 2017 and 31st March 2016 respectively. However, NHPC Officers Association has got a stay from Hon'ble High Court of Delhi against the implementation of stoppage of Personal Pay Adjustment (fitment benefits). In view of the directions of the Hon'ble High Court, Personal Pay Adjustments to the employees is continued to be paid along with the Salary. Thus, the cumulative amount provided towards the Personal Pay Adjustment w.e.f. 01/02/2014 to 31.03.2017 under the head "Provision for Wage Revision" is Rs.----- (including provision for the current period Rs.-----) with corresponding amount shown as "Advance paid".

- 2) Information about Provisions are given in Note 34 of Balance Sheet

NOTE NO. 23 CURRENT TAX LIABILITIES (NET)

(Amount in ₹)

PARTICULARS	As at 31st March, 2017	As at 31st March, 2016	As at 1st April, 2015
Income Tax			
As per last Balance Sheet			
Additions during the year			
Amount adjusted during the year			
Amount used during the year			
Amount reversed during the year			
Closing Balance	-	-	-
Less: Current Advance Tax	-	-	-
Net Current Tax Liabilities (Net)	-	-	-
Wealth Tax	-	-	-
TOTAL	-	-	-



PARTICULARS		For the year ended 31st March, 2017	For the year ended 31st March, 2016
A	SALES		
	SALE OF POWER	41,83,055	-
	Less :		
	Sales adjustment on a/c of Foreign Exchange Rate Variation	-	-
	Tariff Adjustments	-	-
	Regulated Power Adjustment	-	-
	Income from generation of electricity – precommissioning (Transferred to Expenditure Attributable to Construction)	-	-
	Rebate to customers	41,83,055	-
	Sub - Total (A)	-	-
B	Income from Finance Lease	-	-
C	Income from Operating Lease	3,57,77,68,038	3,43,76,06,481
D	ADVANCE AGAINST DEPRECIATION -Written back during the year	-	-
E	OTHER OPERATING INCOME		
	Interest from Beneficiary States (Revision of Tariff)	-	-
F	REVENUE FROM CONTRACTS, PROJECT MANAGEMENT AND CONSULTANCY WORKS		
	Contract Income	-	-
	Revenue from Project management/ Consultancy works	-	-
	Sub - Total (F)	-	-
	TOTAL (A+B+C+D+E+F)	3,57,77,68,038	3,43,76,06,481

Explanatory Note: -

- 1) Amount of earlier year sales arising out of finalisation of tariff included in current period Sales. - **For Corporate Office only**
- 2) 'Deemed generation' included in Sales of the Power stations as allowed by 'CERC' - **For Corporate Office only**
- 3) Due to non payment of dues by some of the beneficiaries, share of power allocated to them has been regulated in terms of CERC Regulation No.L-1/42/2010-CERC Dated 28th September 2010 and accordingly amount stated herein are included in sales towards regulated power, which has been sold through bidding at Power Exchange. ibid regulation further provides that margin earned on such sale after adjusting expenditure for effecting sale of regulated power should be passed on to beneficiaries, whose power has been regulated. **For Corporate Office only**
- 4) Amount adjusted on account of regulated power against the outstanding dues of those beneficiaries. - **For Corporate Office only**
- 5) Amount of sales not yet billed included in Sales. (**For Corporate Office only**)
- 6) Tariff regulation notified by CERC vide notification dated 21.02.2014 inter-alia provides that capital cost considered for fixation of tariff for current tariff period shall be subject to truing up at the end of the tariff period, which may result in increase or decrease in tariff. Accordingly, stated amount has been provided in the books during the year as an abundant precaution.
- 7) In terms of regulation No. 49 of tariff regulation issued vide Central Electricity Regulatory Commission (CERC) notification No. L-1/144/2013-CERC dated 21st February, 2014, deferred tax liabilities for the period upto 31st March 2009 whenever it materializes is recoverable directly from the beneficiaries and are accounted for on yearly basis. Accordingly, stated amount has been included in sale of power in relevant year/period.



PARTICULARS	For the year ended 31st March, 2017	For the year ended 31st March, 2016
A) Income from Non-Current Investments		
Trade		
- Dividend from subsidiaries	-	-
- Dividend -Others	-	-
- Interest - Government Securities (8.5% tax free bonds issued by the State Governments)	-	-
Non-Trade		
- Dividend income -Others	-	-
- Interest	-	-
B) Other Income		
Interest		
- Loan to State Government in settlement of dues from customers	-	-
- Loan to Government of Arunachal Pradesh	-	-
-Deposit Account	45,37,804	1,78,01,831
- Employee's Loans and Advances	-	27,28,376
- Employee's Loans and Advances-Adjustment on a/c of Effective Interest	-	-
- Others	-	-
Late payment surcharge	-	-
Income From Sale of Self Generated VERs	-	-
Realization of Loss Due To Business Interruption	-	-
Profit on sale of investments	-	-
Profit on sale of assets	21,886	-
Income from Insurance Claim	-	6,88,69,139
Liability/ Provisions not required written back #	59,60,388	-
Others	68,02,932	1,16,10,896
Exchange rate variation	12,51,631	10,36,803
Adjustment on a/c of Effective Interest	-	-
- Others	-	-
- Grant in aid	-	-
'Effective Interest On Investments - Debt Instruments	-	-
Sub-total	1,85,74,641	10,20,47,045
Add/(Less): C.O./Regional Office/PID Expenses	90,63,331	94,56,881
Sub-total	2,76,37,972	11,15,03,926
Less: Income transferred to Expenditure Attributable to Construction	3,72,070	1,07,206
Less: Income transferred to Advance/ Deposit from Client/Contractees and against Deposit Works	-	-
Total carried forward to Statement of Profit & Loss	2,72,65,902	11,13,96,720
Explanatory Note: -		
1 Detail of Liability/Provisions not required written back #		
a) Bad & Doubtful Employees Loans (*1 under Note 3.2)	-	-
b) Bad & Doubtful Advances to Contractor/ Supplier (*2 under Note 3.2)	-	-
c) Bad & Doubtful Loan to State Government (*3 under Note 3.2)	-	-
d) Bad & Doubtful Deposits (*4 under Note 3.2)	-	-
e) Bad & Doubtful Capital Advances(*1 under Note No. 4)	-	-
f) Bad & Doubtful Deposits(*2 under Note No. 4)	-	-
g) Diminution in value of stores and spares (*1 under Note 5)	26,91,933	-
h) Bad and doubtful debts (*1 under Note 7)	-	-
i) Bad & Doubtful Employees Loans - current (*1 under Note 10)	-	-
j) Provision for doubtful claims (*1 under Note No.11)	-	-
k) Provisions for Doubtful Deposits (*1 under Note No. 13)	-	-
l) Provisions for doubtful advances (Contractors & Suppliers) (*2 under Note No. 13)	-	-
m) Provisions for Doubtful Accrued Interest (*3 under Note No. 13)	-	-
n) Provision for project expenses awaiting write off sanction (*4 under Note No. 13)	-	-
o) Provision for losses pending investigation/awaiting write off / sanction (*5 under Note No. 13)	-	-
p) Provision for wage revision (Sl.no-A(v) of Note No-22)	-	-
q) Provision for PRP / Incentive /Productivity Linked Incentive (Sl.no-A(vi) of Note No-22)	-	-
r) Provision for Superannuation/Pension Fund (Sl.no-A(vii) of Note No-22)	-	-
s) Provision for Retirement benefits (Gratuity, Leave Encashment, REHS, Memento etc) (Sl.no-A(i,ii,iii,iv) of Note No-17 and Sl.no-A(i,ii,iii,iv) of Note No.-22)	-	-
t) Provision for tariff adjustment [Sl. No B(i) under Note 22]	-	-
u) Provision for Committed Capital Expenditure (Sl.no-B(i) of Note No-17 and Sl.no-B(ii) of Note No.-22)	-	-
v) Provision for Livelihood Assistance (Sl.no-B(ii) of Note No-17 and Sl.no-B(iv) of Note No.-22)	-	-
w) Provision for Restoration expenses of Insured Assets (Sl.no-B(iii) of Note No-22)	-	-
x) Write back of Project expenses provided for	-	-
y) Others	32,68,455	-
TOTAL	59,60,388	-
2		
Total carried forward to Statement of Profit & Loss includes" ----- (Previous year `-----) relating to Subsansari Lower Project as explained in Note no-34. However Rate Regulatory Assets for an equivalent amount of `-----pertaining to Subsansari Lower Project has been recognised in compliance to Guidance Note on Accounting for Rate Regulated Activities issued by ICAI.		



491



PARTICULARS	For the year ended 31st March, 2017	For the year ended 31st March, 2016
A. GENERATION EXPENSES		
(i) Water Usage Charges	-	-
(ii) Consumption of stores and spare parts	1,89,67,822	2,38,62,477
B. Direct Expenditure on Contract, Project Management and Consultancy Works	-	-
C. REPAIRS & MAINTENANCE		
- Building	1,83,67,512	1,86,26,098
- Machinery	3,45,81,859	2,96,61,478
- Others	3,67,23,248	3,72,21,965
D. OTHER EXPENSES		
Rent & Hire Charges	1,31,41,191	1,36,26,354
Rates and taxes	9,43,518	8,78,557
Insurance	4,74,34,220	4,60,94,875
Security expenses	8,58,88,406	6,62,06,747
Electricity Charges	2,55,82,255	2,45,76,486
Travelling and Conveyance	61,39,969	53,26,444
Expenses on vehicles	81,45,191	77,45,608
Telephone, telex and Postage	41,48,526	40,96,422
Advertisement and publicity	13,67,548	40,16,449
Entertainment and hospitality expenses	43,515	49,650
Printing and stationery	18,46,338	17,34,110
Consultancy charges - Indigenous	67,77,675	51,92,935
Consultancy charges - Foreign	-	-
Audit expenses (Refer explanatory note-3 below)	73,651	80,960
Expenses on compensatory afforestation/ catchment area treatment/ environmental expenses	12,96,569	21,30,564
Expenditure on land not belonging to company	-	-
Loss on Assets	1,77,662	4,30,610
Losses out of insurance claims (upto excess clause)	55,70,584	-
Losses out of insurance claims (beyond excess clause)	-	6,88,69,139
Books & Periodicals	74,970	36,232
Donation	-	-
CSR/ Sustainable Development	3,14,75,717	1,09,05,989
Community Development Expenses	-	-
Directors' expenses	-	-
Research and development expenses	-	-
Interest on Arbitration/ Court Cases	-	-
Interest to beneficiary states	-	-
Expenditure on Self Generated VER's	-	-
Expenses for Regulated Power	-	-
Less: - Exp Recoverable on Regulated Power	-	-
Exchange rate variation	4,21,148	27,85,135
Other general expenses	2,54,61,109	2,18,85,955
Sub-total	37,46,50,203	39,60,41,239
Add/(Less): C.O./Regional Office/PID Expenses	3,57,33,363	2,56,30,308
Sub-total	41,03,83,566	42,16,71,547
Less: Amount transferred to Expenditure Attributable to Construction	47,28,630	12,88,362
Less: Recoverable from Deposit Works	-	-
	40,56,54,936	42,03,83,185
E. PROVISIONS		
Bad and doubtful debts provided	-	-
Expected Credit Loss Allowance-Trade Receivables	-	-
Bad and doubtful advances / deposits provided	-	-
Bad and doubtful claims provided	-	-
Doubtful Interest Provided for	-	-
Diminution in value of stores and spares	42,674	52,89,845
Shortage in store & spares provided	-	-
Provision against diminution in the value of investment	-	-
Project expenses provided for	-	-
Provision for fixed assets/ stores provided for	-	-
Diminution in value of Inventory of Self Generated VER's Provided for	-	-
Provision for catchment area treatment plan	-	-
Others	-	-
Sub-total	42,674	52,89,845
Add/(Less): C.O./Regional Office/PID Expenses	11,320	93,174
Sub-total	53,994	53,83,019
Less: Amount transferred to Expenditure Attributable to Construction	-	-
Less: Recoverable from Deposit Works	-	-
	53,994	53,83,019
Total carried forward to Statement of Profit & Loss	40,57,08,930	42,57,66,204



492



NOTE NO. 27 EMPLOYEE BENEFITS EXPENSE

(Amount in ₹)

PARTICULARS	For the year ended 31st March, 2017	For the year ended 31st March, 2016
Salaries, wages, allowances	24,73,59,579	22,15,49,228
Gratuity, Contribution to provident fund & pension scheme (incl. administration fees)	3,88,37,586	3,91,94,370
Staff welfare expenses	1,24,43,781	1,78,74,564
Leave Salary & Pension Contribution	-	-
Amortisation Expenses Of Deferred Employee Cost	-	-
Sub-total	29,86,40,946	27,86,18,162
Add/(Less): C.O./Regional Office Expenses	20,01,29,924	11,47,52,280
Sub-total	49,87,70,870	39,33,70,442
Less: Employee Cost transferred to Expenditure Attributable to Construction	3,47,31,806	73,72,528
Less: Recoverable from Deposit Works	-	-
Total carried forward to Statement of Profit & Loss	46,40,39,064	38,59,97,914

Explanatory Note: -

1 The Company's significant leasing arrangements are in respect of operating leases of premises for residential use of employees. These leasing arrangements, which are not non-cancellable, are usually renewable on mutually agreeable terms. Lease payments in respect of premises for residential use of employees included in Salaries, wages, allowances.

2 Gratuity, Contribution to provident fund & pension scheme include contributions:

- i) towards Employees Provident Fund
ii) towards Employees Defined Contribution Superannuation Scheme

	For the year ended 31st March, 2017	For the year ended 31st March, 2016
i)	1,41,79,515	1,41,83,315
ii)	2,15,41,105	2,38,66,350

3 Total carried forward to Statement of Profit & Loss includes `-----` (Previous year `-----`) relating to Subansiri Lower Project as explained in Note no-34. However Rate Regulatory Assets for an equivalent amount of `-----` pertaining to Subansiri Lower Project has been recognised in compliance to Guidance Note on Accounting for Rate Regulated Activities issued by ICAI.

NOTE NO. 28 FINANCE COST

(Amount in ₹)

PARTICULARS	For the year ended 31st March, 2017	For the year ended 31st March, 2016
A Interest on :		
Government of India loan	-	-
Bonds	9,94,20,880	8,02,68,132
Foreign loan	-	-
Term loan	59,50,11,086	76,39,77,039
Adjustment on account of effective Interest - Grant in Aid	-	-
Sub-total	69,44,31,966	84,42,45,171
B Other Borrowing Cost		
Loss on Hedging Transactions	-	-
Bond issue/ service expenses	73,209	3,464
Commitment fee	-	-
Guarantee fee on foreign loan	-	-
Other finance charges	4,74,763	10,37,912
Adjustment on account of effective Interest	30,20,377	27,46,581
Committed Capital Expenses-Adjustment For Time Value	-	-
Sub-total	35,68,349	37,87,957
C Applicable net gain/ loss on Foreign currency transactions and translation		
Exchange differences regarded as adjustment to interest cost	-	-
Less: Interest adjustment on account of Foreign Exchange Rate Variation	-	-
Sub-total	-	-
Total (A + B + C)	69,80,00,315	84,80,33,128
Add/(Less): C.O./Regional Office/PID Expenses	20,309	10,359
TOTAL	69,80,20,624	84,80,43,487
Less: Finance Cost transferred to Expenditure Attributable to Construction	-	1,907
Less: Recoverable from Deposit Works	-	-
Total carried forward to Statement of Profit & Loss	69,80,20,624	84,80,41,580

Explanatory Note: -

1 Total carried forward to Statement of Profit & Loss includes `-----` (Previous year `-----`) relating to Subansiri Lower Project as explained in Note no-34. However Rate Regulatory Assets for an equivalent amount of `-----` pertaining to Subansiri Lower Project has been recognised in compliance to Guidance Note on Accounting for Rate Regulated Activities issued by ICAI.



494

NOTE NO. 29 DEPRECIATION AND AMORTIZATION EXPENSES

(Amount in ₹)

PARTICULARS	For the year ended 31st March, 2017	For the year ended 31st March, 2016
Depreciation & Amortisation Expenses	98,49,14,806	98,01,51,306
Depreciation adjustment on account of Foreign Exchange Rate Variation	-	-
Add/(Less): C.O./Regional Office / PID Expenses	75,22,419	57,73,500
Sub-total	99,24,37,225	98,59,24,806
Less: Depreciation & Amortisation Expenses transferred to Expenditure Attributable to Construction	2,62,712	2,33,172
Less: Recoverable from Deposit Works	-	-
Total carried forward to Statement of Profit & Loss	99,21,74,513	98,56,91,634

Explanatory Note: -

Total carried forward to Statement of Profit & Loss includes `----- (Previous year `-----) relating to Subansiri Lower Project as explained in Note no-34. However Rate Regulatory Assets for an equivalent amount of `-----pertaining to Subansari Lower Project has been recognised in compliance to Guidenace Note on Accounting for Rate Regulated Activities issued by ICAI.



495

PARTICULARS	For the year ended 31st March, 2017	For the year ended 31st March, 2016
Current Tax		
Income Tax Provision	-	-
Adjustment Relating To Earlier periods	-	-
Total current tax expenses	-	-
Deferred Tax- *		
Decrease (increase) in deferred tax assets		
- Relating to origination and reversal of temporary differences	-	-
- Relating to change in tax rate	-	-
- Adjustments in respect of deferred tax of prior periods	-	-
Decrease (increase) in deferred tax liabilities		
- Relating to origination and reversal of temporary differences	-	-
- Relating to change in tax rate	-	-
- Adjustments in respect of deferred tax of prior periods	-	-
Total deferred tax expenses (benefits)	-	-
Less: Recoverable for tariff period upto 2009	-	-
Less: Deferred Tax Adjustment Against Deferred Tax Liabilities	-	-
Net Deferred Tax	-	-
Total carried forward to Statement of Profit & Loss	-	-
Explanatory Notes:-		
i) Reconciliation of tax expense and the accounting profit multiplied by India's domestic rate.	For the year ended 31st March, 2017	For the year ended 31st March, 2016
Accounting profit/loss before income tax	1,04,50,90,809	90,35,05,869
Applicable tax rate		
Computed tax expense	-	-
Tax effects of amounts which are not deductible (Taxable) in calculating taxable income.		
.....		
.....		
.....		
.....		
Change in rate of tax		
Adjustment Relating To Earlier periods	-	-
Income tax expense reported in Statement of P/L	-	-
ii) Amounts recognised directly in Equity Aggregate current and deferred tax arising in the reporting period and not recognised in net profit or loss or other comprehensive income but directly debited/(credited) to equity:		
Current Tax
Deferred tax
Total		
iii) Tax losses		
Unused tax losses for which no deferred tax asset has been recognised
Potential tax benefit @ 30%
Note: The unused tax losses were incurred by athat is not likely to generate taxable income in the foreseeable future.		
iv) Unrecognised temporary differences		
Temporary differences relating to investments in subsidiaries for which deferred tax liabilities have not been recognised.		
Undistributed Earnings
Unrecognised deferred tax liabilities relating to the above temporary differences
Certain subsidiaries of the group have undistributed earnings of Rs..... (31st March 2016 Rs.....) which, if paid out as dividends, would be subject to tax in the hands of the recipient. An assessable temporary difference exists, but no deferred tax liability has been recognised as the parent entity is able to control the timing of distributions from the subsidiary and is not expected to distribute these profits in the foreseeable future.		



NOTE NO. 31 Movement in Regulatory Deferral Account Balances

(Amount in ₹)

PARTICULARS	For the year ended 31st March, 2017	For the year ended 31st March, 2016
Movement on account of:-		
a) Employee Remuneration & Benefits	-	-
b) Generation & Other exps.	-	-
c) Provisions	-	-
d) Depreciation	-	-
e) Finance Cost	-	-
f) Other Income	-	-
g) Exchange Differences on Monetary Items	-	-
TOTAL	-	-



497

NOTE NO. 32 EXPENDITURE ATTRIBUTABLE TO CONSTRUCTION FORMING PART OF CAPITAL WORK IN PROGRESS FOR THE YEAR


(Amount in ₹)

PARTICULARS	For the year ended 31st March, 2017	For the year ended 31st March, 2016
A. EMPLOYEE BENEFITS EXPENSE		
Salaries, wages, allowances	1,81,40,440	62,96,094
Gratuity and contribution to provident fund	26,99,455	10,76,434
Staff welfare expenses	7,55,383	-
Leave Salary & Pension Contribution	-	-
Sub-total	2,15,95,278	73,72,528
B. REPAIRS & MAINTENANCE		
Building	15,61,183	4,50,064
Machinery	-	-
Others	7,460	12,000
Sub-total	15,68,643	4,62,064
C. ADMINISTRATION & OTHER EXPENSES		
Rent	11,52,950	12,100
Rates and taxes	-	-
Insurance	-	-
Security expenses	-	-
Electricity Charges	-	-
Travelling and Conveyance	8,27,200	3,36,006
Expenses on vehicles	-	16,452
Telephone, telex and Postage	87,673	23,973
Advertisement and publicity	39,676	-
Entertainment and hospitality expenses	1,500	15,495
Printing and stationery	2,596	4,12,717
Design and Consultancy charges:		
- Indigenous	-	-
- Foreign	-	-
Expenses on compensatory afforestation/ catchment area treatment/ environmental expenses	-	-
Expenditure on land not belonging to company	-	-
Assets/ Claims written off	-	-
Land Acquisition and Rehabilitation Expenditure	-	-
Losses on sale of assets	26,441	-
Other general expenses	4,29,780	9,555
Remuneration to Auditors	-	-
Exchange rate variation (Debit)	-	-
Sub-total	25,67,816	8,26,298
D. FINANCE COST		
Interest on :		
Government of India loan	-	-
Bonds	-	-
Foreign loan	-	-
Term loan	-	-
Cash credit facilities /WCDL	-	-
Exchange differences regarded as adjustment to interest cost	-	-
Loss on Hedging Transactions	-	-
Bond issue/ service expenses	-	-
Commitment fee	-	-
Guarantee fee on loan	-	-
Other finance charges	-	1,907
Transfer of expenses to EAC- Interest on loans from Central Government- adjustment on account of effective interest	-	-
Transfer of expenses to EAC-Interest on security deposit/ retention money- adjustment on account of effective interest	-	-
Transfer of expenses to EAC-committed capital expenses-adjustment for time value	-	-
Sub-total	-	1,907
E. PROVISIONS		
Sub-total	-	-
F. DEPRECIATION AND AMORTISATION EXPENSES		
Sub-total	1,88,077	2,33,172
G. C.O./Regional Office Expenses:		
Other Income	(1,91,467)	-
Generation, Administration and Other Expenses	5,92,171	-
Employee Benefits Expense	1,31,36,528	-
Depreciation & Amortisation Expenses	74,635	-
Finance Cost	-	-
Provisions	-	-
Sub-total	1,36,11,867	-

498



H. LESS: RECEIPTS AND RECOVERIES		
Income from generation of electricity - precommissioning	-	-
Interest on loans and advances	-	17,392
Profit on sale of assets	-	-
Exchange rate variation (Credit)	-	-
Provision/Liability not required written back	-	-
Hire charges/ outturn on plant and machinery	-	-
Miscellaneous receipts	1,80,603	89,814
Sub-total	1,80,603	1,07,206
TOTAL (A+B+C+D+E+F+G-H)	3,93,51,078	87,88,763



STATEMENT OF CHANGES IN EQUITY AS AT 31ST MARCH, 2017

OTHER EQUITY

(Amount in ₹)

Attributable to equity holders	Reserve & Surplus							Other Comprehensive Income		Total		
	Capital Reserve	Capital Redemption Reserve	Securities Premium	Bond Redemption Reserve	Self Insurance Fund	Corporate Social Responsibility Fund	Research & Development Fund	General Reserve	Suplus/ Retained Earnings		Equity Instruments through OCI	Debt instruments through OCI
Balance as at 1st April, 2016	-	-	-	-	-	-	-	-	29,93,065	-	-	29,93,065
Change in Accounting Policy												
Prior Period errors (Net)												
Restated Balance at the Beginning of the Reporting Period (A)	-	-	-	-	-	-	-	-	29,93,065	-	-	29,93,065
Profit for the year									1,04,50,90,809	-	-	1,04,50,90,809
Other Comprehensive Income									-35,56,566	-	-	-35,56,566
Total Comprehensive Income									1,04,15,34,243	-	-	1,04,15,34,243
Transfer to Retained Earning												
Amount written back from Bond Redemption Reserve			-	-	-	-	-					-
Amount written back from Corporate Social Responsibility Fund			-	-	-	-	-					-
Tax on Dividend - Write back			-	-	-	-	-					-
Amount utilised from Self Insurance Fund			-	-	-	-	-					-
Others			-	-	-	-	-					-
Transfer from Retained Earning												
Dividend			-	-	-	-	-					-
Tax on Dividend			-	-	-	-	-					-
Transfer to Bond Redemption Reserve			-	-	-	-	-					-
Transfer to Self Insurance Fund			-	-	-	-	-					-
Transfer to Research & Development Fund			-	-	-	-	-					-
Trfr to General Reserve			-	-	-	-	-					-
Total as on 31.03.2017	-	-	-	-	-	-	-		1,04,45,27,308	-	-	1,04,45,27,308

For Ray and Ray
Chartered Accountants
(Firm Regn. No. 301072E)

Asish Kumar Mukhopadhyay
(CA Asish Kumar Mukhopadhyay)

Partner
*M.No. 056359



Manoj Kumar Barnwal
Manager (F)

प्रबन्धक (वित्त) Manager (F)
एन.एच.पी.सी. लि. / N.H.P.C. LTD.
टि०एल०डी० पी एस, रम्बी / TLD III PS, Rambri
पो० रियांग, दार्जिलिंग-७३४३२९
P.O. Reang, Darjeeling (W.B.) 734321

Debajit Chattopadhyay
General Manager

डी. चट्टोपाध्याय/D. Chattopadhyay
महाप्रबन्धक/General Manager
तीस्ता लो डैम-III पावर स्टेशन, रम्बी
Teesta Low Dam-III Power Station, Rambri

STATEMENT OF CHANGES IN EQUITY AS AT 31ST MARCH, 2016

OTHER EQUITY

(Amount in ₹)

Attributable to equity holders	Reserve & Surplus									Other Comprehensive Income		Total
	Capital Reserve	Capital Redemption Reserve	Securities Premium	Bond Redemption Reserve	Self Insurance Fund	Corporate Social Responsibility Fund	Research & Development Fund	General Reserve	Suplus/ Retained Earnings	Equity Instruments through OCI	Debt instruments through OCI	
Balance as at 1st April, 2015	-	-	-	-	-	-	-	-	57,66,958	-	-	57,66,958
Change in Accounting Policy												
Prior Period errors (Net)									-3,74,79,523			-3,74,79,523
Restated Balance at the Beginning of the Reporting Period (A)	-	-	-	-	-	-	-	-	-3,17,12,565	-	-	-3,17,12,565
Profit for the year									90,35,05,869			90,35,05,869
Other Comprehensive Income												
Total Comprehensive Income	-	-	-	-	-	-	-	-	90,35,05,869	-	-	90,35,05,869
Transfer to Retained Earning												
Amount written back from Bond Redemption Reserve												
Amount written back from Corporate Social Responsibility Fund												
Tax on Dividend - Write back												
Amount utilised from Self Insurance Fund												
Transfer from Retained Earning												
Dividend (FY 2014-15)												
Tax on Dividend (FY 2014-15)												
Dividend (Interim 2015-16)												
Tax on Dividend (Interim 2015-16)												
Transfer to Bond Redemption Reserve												
Transfer to Self Insurance Fund												
Transfer to Research & Development Fund												
Trfr to General Reserve												
Total as on 31.03.2016	-	-	-	-	-	-	-	-	87,17,93,304	-	-	87,17,93,304

For Ray and Ray
Chartered Accountants
(Firm Regn. No. 301072E)

Asish Kumar Mukhopadhyay
(CA Asish Kumar Mukhopadhyay)

Partner
M.No. 056359



Manoj Kumar Barnwal
Manoj Kumar Barnwal
Manager (F)

Debjit Chattopadhyay
Debjit Chattopadhyay
General Manager

प्रबन्धक (दिल्ली) / Manager (F)
एन.एच.पी.सी. लि. / N.H.P.C. LTD.
टि०एल०डी० पी०एस, रम्बी / TLO III PS, Rambhi
पो० रियांग, दार्जिलिंग-७३४३२९
P.O. Reang, Darjeeling (W.B.) 734321

डी. चट्टोपाध्याय/D. Chattopadhyay
महाप्रबन्धक/General Manager
तीस्ता लो डैम-III पावर स्टेशन, रम्बी
Teesta Low Dam-III Power Station, Rambhi

TLDP-III POWER STATION

Note-33: Disclosure on Financial Instruments and Risk Management

(1) Fair Value Measurement

A) Financial Instruments by category

(Amount in `)

Financial assets	Notes	As at 31st March, 2017		As as 31st March, 2016		As at 01st Apr, 2015	
		FVTOCI	Amortised Cost	FVTOCI	Amortised Cost	FVTOCI	Amortised Cost
Non-current Financial assets							
(i) Non-current investments							
a) In Equity Instrument (Quoted)	3.1	-	-	-	-	-	-
b) In Debt Instruments (Govt./PSU)-Quoted	3.1	-	-	-	-	-	-
Sub-total		-	-	-	-	-	-
(ii) Loans	3.2						
a) Employees			-		3,84,86,008		2,82,67,422
b) Loan to Government of Arunachal Pradesh			-		-		-
c) Contractors/Suppliers and Others			-		-		-
(iii) Others							
-Bank Deposits with more than 12 Months Maturity	3.3		-		-		-
Total Non-current Financial assets		-	-	-	3,84,86,008	-	2,82,67,422
Current Financial assets							
(i) Current Investments	6		-		-		-
(ii) Trade Receivables	7		-		-		-
(iii) Cash and cash equivalents	8		2,43,134		2,41,673		4,09,408
(iv) Bank balances	9		-		-		-
(v) Loans	10		-		1,02,99,724		87,79,221
(vi) others							
(a) Claims recoverables	11		3,35,42,172		7,46,22,437		2,07,38,633
(b) interest receivable on investments and bank deposits	11		-		-		-
(c) interest receivable from beneficiary	11		-		-		-
(d) other receivables	11		-		-		-
Sub total		-	3,35,42,172	-	7,46,22,437	-	2,07,38,633
Total Current Financial Assets		-	3,37,85,306	-	8,51,63,834	-	2,99,27,262
Total Financial Assets		-	3,37,85,306	-	12,36,49,842	-	5,81,94,684



		As at 31st March, 2017		As as 31st March, 2016		As at 01st Apr, 2015	
Financial Liabilities	Notes	FVTOCI	Amortised Cost	FVTOCI	Amortised Cost	FVTOCI	Amortised Cost
(i) Long-term borrowings							
a) Non-Convertible and Non Cumulative Bonds	16.1	-	-	-	-	-	-
b) Term Loan From Banks	16.1	-	-	-	-	-	-
c) Term Loans from other parties	16.1	-	-	-	-	-	-
d) Subordinate Debts	16.1	-	-	-	-	-	-
Sub-total		-	-	-	-	-	-
(ii) Deposits/Retention Money-non current	16.2	-	-	-	-	-	2,75,52,927
(iii) Trade Payables including MSME	20.1	-	4,72,18,850	-	3,57,50,424	-	5,87,68,924
(iv) Other Current financial liabilities							
a) Current Maturity of Non-Convertible and Non Cumulative Bonds	20.2	-	-	-	-	-	-
b) Current Maturity of Term Loans from banks	20.2	-	-	-	-	-	-
c) Current Maturity of Term Loans from other parties		-	-	-	-	-	-
d) Deposits/Retention Money	20.2	-	5,28,11,261	-	5,90,98,086	-	13,97,55,051
e) Liability against Capital Works/Supplies	20.2	-	14,36,68,706	-	17,20,62,435	-	15,88,53,634
f) interest payable on borrowings	20.2	-	-	-	-	-	-
g) Other Payables	20.2	-	-	-	-	-	-
Sub total		-	19,64,79,967	-	23,11,60,521	-	29,86,08,685
Total		-	24,36,98,817	-	26,69,10,945	-	38,49,30,536

Note:

1. The company does not classify any financial asset/financial liability at fair value through profit or loss (FVTPL).



TLDP-III POWER STATION

(Amount in `)

B) FAIR VALUATION MEASUREMENT

(a) Financial Assets/Liabilities Measured at Fair Value-Recurring Fair Value Measurement:

	Note No.	As at 31st March, 2017	As at 31st March, 2016	As at 01st Apr, 2015
		Level 1	Level 1	Level 1
Financial Assets at FVTOCI				
(i) Investments-				
- In Equity Instrument (Quoted)	3.1	-	-	-
- In Debt Instruments (Govt./PSU)- Quoted	3.1	-	-	-
Total		-	-	-

Note:

All other financial assets and financial liabilities have been measured at amortised cost at balance sheet date and classified as non-recurring fair value measurement.

(Amount in `)

(b) Financial Assets/Liabilities measured at amortised cost for which Fair Value are disclosed:

Particulars	Note No.	As at 31st March, 2017			As at 31st March, 2016			As at 01st Apr, 2015		
		Level 1	Level 2	Level 3	Level 1	Level 2	Level 3	Level 1	Level 2	Level 3
Financial assets										
(i) Loans	3.2									
a) Employees			0			0			28267422	
b) Loan to Government of Arunachal Pradesh			0			0			0	
c) Contractors/Suppliers and Others			0			0			0	
(ii) Others	3.3									
-Bank Deposits with more than 12 Months Maturity		0			0			0		
Total Financial Assets		0	0	0	0	0	0	0	28267422	0
Financial Liabilities										
(i) Long-term borrowings	16.1									
a) Bonds			0			0			0	
b) Term Loans			0			0			0	
c) Subordinate Debts				0			0			0
(ii) Other Long Term Financial Liabilities	16.2									
-Deposits/Retention Money				0			0			27552927
Total Financial Liabilities		0	0	0	0	0	0	0	0	27552927




504

(Amount in `)

(c) Fair value of Financial Assets and liabilities measured at Amortised Cost

Particulars	Note No.	As at 31st March, 2017		As of 31.03.2016		As of 01.4.2015	
		Carrying Amount	Fair Value	Carrying Amount	Fair Value	Carrying Amount	Fair Value
Financial assets	3.2						
(i) Loans							
a) Employees		-		3,84,86,008		2,82,67,422	2,82,67,422
b) Loan to Government of Arunachal Pradesh		-		-		-	-
c) Contractors/Suppliers and Others		-		-		-	-
(ii) Others	3.3						
-Bank Deposits with more than 12 Months Maturity		-		-		-	-
Total Financial Assets		-		3,84,86,008		2,82,67,422	
Financial Liabilities	16.1						
(i) Long-term borrowings							
a) Bonds		-		-		-	-
b) Term Loans		-		-		-	-
c) Subordinate Debts		-		-		-	-
(ii) Other Long Term Financial Liabilities	16.2						
-Deposits/Retention Money		-		-		2,75,52,927	2,75,52,927
Total Financial Liabilities		-		-		2,75,52,927	



(2) Financial Risk Management

(i) Maturities of Financial Liabilities:

The table below provides undiscounted cash flows towards company's financial liabilities into relevant maturity based on the remaining period at the balance sheet to the contractual maturity date. Balance due within 1 year is equal to their carrying balances as the impact of discounting is not significant. (refer Note 16.1 and 16.2 of balance sheet)

For year Ended 31st March 2017

(Amount in `)

Contratual maturities of financial liabilities	Note No.	Outstanding Debt as on 31.03.2017	Within 1 Year	More than 1 Year & Less than 3 Years	More than 3 Year & Less than 5 Years	More than 5 Year
Borrowings	16.1 & 20.2	-	-	-	-	-
Other financial Liabilities (Retention Money)	16.2 & 20.2	19,64,79,967	19,64,79,967	-	-	-
Trade Payables	20.1	4,72,18,850	4,72,18,850	-	-	-
Total Financial Liabilities		24,36,98,817	24,36,98,817	-	-	-

For year Ended 31st March 2016

(Amount in `)

Contratual maturities of financial liabilities	Note No.	Outstanding Debt as on 31.03.2016	Within 1 Year	More than 1 Year & Less than 3 Years	More than 3 Year & Less than 5 Years	More than 5 Year
Borrowings	16.1 & 20.2	-	-	-	-	-
Other financial Liabilities (Retention Money)	16.2 & 20.2	23,41,80,898	23,41,80,898	-	-	-
Trade Payables	20.1	3,57,50,424	3,57,50,424	-	-	-
Total Financial Liabilities		26,99,31,322	26,99,31,322	-	-	-

As at 1st April 2015

(Amount in `)

Contratual maturities of financial liabilities	Note No.	Outstanding Debt as on 01.4.2015	Within 1 Year	More than 1 Year & Less than 3 Years	More than 3 Year & Less than 5 Years	More than 5 Year
Borrowings	16.1 & 20.2	-	-	-	-	-
Other financial Liabilities (Retention Money)	16.2 & 20.3	33,19,28,570	29,86,08,685	3,33,19,885	-	-
Trade Payables	20.2	5,87,68,924	5,87,68,924	-	-	-
Total Financial Liabilities		39,06,97,494	35,73,77,609	3,33,19,885	-	-



(ii) Foreign Currency Financial Liabilities

(a) Foreign Currency Exposure:

The company's exposure to foreign currency at the end of the reporting period expressed in INR are as follows :

Particulars	(Amount in `)		
	31.03.2017	31.03.2016	01.04.2015
Financial Liabilities:			
Foreign Currency Loans	-	-	-
Other Financial Liabilities (Sundry Creditors, Retention Money/Security Deposits etc.)	2,21,40,159	1,72,72,906	3,68,95,308
Net Exposure to foreign currency (liabilities)	22140159	17272906	36895308

For Ray and Ray
Chartered Accountants

(Firm Regn. No. 301072E)

Asish Kumar Mukhopadhyay
CA Asish Kumar Mukhopadhyay

Partner

M.No. 056359



Manoj Kumar Barnwal
Manoj Kumar Barnwal
Manager (F)

प्रबन्धक (वित्त) Manager (F)
एन.एच.पी.सी.लि./N.H.P.C LTD.
टि०एल०डी० पी एस, रूची /TLD III PS, Rambi
पो० रियांग, दार्जिलिंग-७३४३२९
P.O. Reang, Darjeeling (W.B.) 734321

Debajit Chattopadhyay

Debajit Chattopadhyay
General Manager

डी. चट्टोपाध्याय/D. Chattopadhyay
महाप्रबन्धक/General Manager
तीस्ता लो डैम-III पावर स्टेशन, रम्बी
Teesta Low Dam-III Power Station, Rambi



Name of Unit: Teesta Low Dam III Power Station

(Amount in Rs.)

KINDLY MAKE SURE THAT FIGURES GIVEN IN THIS ANNEXURE SHOULD TALLY WITH BALANCE SHEET FIGURE

DETAILS OF FOREIGN CURRENCY EXPENDITURE

EXPENDITURE ON	ADVICE NO.	ACCOUNT HEAD	AMOUNT (Rs.)	CHARGED TO P&L/ IEDC	REMARKS (IF ANY)
i) KNOW HOW	-	-	-		
ii) INTEREST	-	-	-		
iii) OTHER MISC. MATTERS*	As below	As below	50,94,187		

DETAILS OF OTHER MISC. MATTERS	ADVICE NO.	ACCOUNT HEAD (GL Code)	AMOUNT (Rs.)	CHARGED TO P&L/ IEDC	REMARKS (IF ANY)
EXPENDITURE ON	Corpoarte Office / RO Office				
a) DOWN PAYMENT			-		
b) FINANCING CHARGES		-	-		
c) COMMITMENT FEE		-	-		
d) WORK PAYMENT			-		
Name of party					
Texmaco Rail & Engg Limited		310208	56,87,126	-	Liability Booked as on 31.03.2017
	Sub Total for Work Payment (d)		56,87,126		
e) ADM. & DOCUMENTATION CHARGES			-		
f) AGENT FEES			-		
f) TRAVELING EXPENSES			-		
g) OTHER EXP (IF ANY, TO BE SPECIFIED) - MILESTONE PAYMENT			-		
ERV Updation			(5,92,939.00)	5,92,939.00	
TOTAL OTHER MISC. MATTER			50,94,187		

DETAILS OF EARNINGS IN FOREIGN EXCHANGE	ADVICE NO./ VOUCHER NO.	ACCOUNT HEAD	AMOUNT (Rs.)	CHARGED TO P&L/ IEDC	REMARKS (IF ANY)
EARNINGS					
i) INTEREST					
ii) OTHER (IF ANY, TO BE SPECIFIED)					

Reconciliation of Expenditure in Foreign Currency on Accrual Basis

Closing Balance of Sundry Creditors in Foreign Currency as on Balance Sheet date i.e.31.03.2017	1,45,16,860
Add Payments made during the period	-
Less Opening Balance of Sundry Creditors in Foreign Currency i.e. 31.03.2016	94,22,673
Total expenditure in foreign currency on accrual basis	50,94,187



Detail of Outstanding Financial Liabilities Payable in Foreign Currency


Payable in Foreign Currency	31.03.2017					31.03.2016					01.04.2015				
	Foreign Currency Loans	Sundry Creditors- Other than Indian Currency	Retention Money/Security Deposit - Other than Indian Currency	Other Financial liabilities in FC- (if any please specify)	Total	Foreign Currency Loans	Sundry Creditors- Other than Indian Currency	Retention Money/Security Deposit - Other than Indian Currency	Other Financial liabilities in FC- (if any please specify)	Total	Foreign Currency Loans	Sundry Creditors- Other than Indian Currency	Retention Money/Security Deposit - Other than Indian Currency	Other Financial liabilities in FC- (if any please specify)	Total
EURO (Number)		185377.63	108347.02				104548.66	103592.38				164806.9	353735.58		
Conversion Rate on balance sheet date		70.36	70.36				75.78	75.78				68.42	68.42		
Corresponding amount in INR	0	13043171	7623299	0	0	0	7922699	7850233	0	0	0	11276089	24202590	0	0
JPY (Number)															
Conversion Rate on balance sheet date															
Corresponding amount in INR	0	0	0	0	0	0	0	0	0	0	0	0	0	0	0
USD (Number)		22464.76					22464.76					22464.76			
Conversion Rate on balance sheet date		65.60					66.77					63.06			
Corresponding amount in INR	0	1473689	0	0	0	0	1499974	0	0	0	0	1416629	0	0	0
CHF (Number)															
Conversion Rate on balance sheet date															
Corresponding amount in INR	0	0	0	0	0	0	0	0	0	0	0	0	0	0	0
CAD (Number)															
Conversion Rate on balance sheet date															
Corresponding amount in INR	0	0	0	0	0	0	0	0	0	0	0	0	0	0	0
Any other FC (specify sapeartely)															
Conversion Rate on balance sheet date															
Corresponding amount in INR	0	0	0	0	0	0	0	0	0	0	0	0	0	0	0
Total in INR (Rs)	0	14516860	7623299	0	0	0	9422673	7850233	0	0	0	12692718	24202590	0	0

Note:

1. Outstanding financial liabilities payable in foreign currency and corresponding INR at each balance sheet date (31.03.2017, 31.03.2016 and 01.4.2015)should exactly match with the amount outstanding inthe books of accounts.
2. Total amount in INR appearing above should be same as appearing in the Note No. 33 (2) (ii) - Foreign Currency Financial Liability



509


Manoj Kumar Batnwal
Manager (F)

प्रबन्धक (वित्त) Manager (F)
एन.एच.पी.सी.लि./N.H.P.C LTD.
टि०एल०डी० पी०एस, रम्बी /TLD III PS, Rambi
पो० रियांग, बाजिलिग-७३४३२९

Note No. - 34: Other Explanatory Notes to Accounts

1. Disclosures relating to Contingent Liabilities:-

a) Claims against the Company not acknowledged as debts in respect of:

(i) Capital works

Contractors have lodged claims aggregating to Rs 4,482,995,779 (previous year Rs 5,142,220,063 and as at 01.04.2015 Rs 4,505,353,102) against the Company on account of rate & quantity deviation, cost relating to extension of time and idling charges due to stoppage of work/delays in handing over the site etc. These claims are being contested by the company as being not admissible in terms of provisions of the respective contracts or are lying at arbitration tribunal/other forums/under examination with the Company. It includes Rs 2,888,703,074 (previous year Rs 3,542,841,584 and as at 01.04.2015 Rs 2,217,165,833) towards arbitration awards including updated interest thereon, against the Company, which have been challenged/decided to be challenged in the Court of Law.

The Management has assessed the above claims and recognized a provision of Rs 1,017,761,349 (previous year Rs 1,017,761,349 and as at 01.04.2015 Rs 1,017,761,349) based on probability of outflow of resources embodying economic benefits and estimated Rs 3,465,234,430 (previous year Rs 4,124,458,715 and as at 01.04.2015 Rs 3,487,591,753) as the amount of contingent liability i.e. amounts for which Company may be held contingently liable. In respect of such estimated contingent claims either outflow of resources embodying economic benefits is not probable or a reliable estimate of the amount required for settling the obligation cannot be made. In respect of the rest of the claims/obligations, possibility of any outflow in settlement is considered as remote.

(ii) Land Compensation cases

In respect of land acquired for the projects, some of the land losers have filed claims for higher compensation amounting to Rs NIL (previous year Rs NIL and as at 01.04.2015 Rs NIL) before various authorities/courts. Pending settlement, the Company has assessed and provided an amount of Rs NIL (previous year Rs NIL and as at 01.04.2015 Rs NIL) based on probability of outflow of resources embodying economic benefits and estimated Rs NIL (previous year Rs NIL and as at 01.04.2015 Rs NIL) as the amount of contingent liability as outflow of resources is considered as not probable. In respect of the rest of the claims/obligations, possibility of any outflow in settlement is considered as remote.

(iii) Disputed Tax Demands

Disputed Income Tax/Sales Tax/Service Tax/ other taxes/duties matters pending before various appellate authorities amount to Rs 1,96,260,094 (previous year Rs 196,272,181 and as at 01.04.2015 Rs 168,921,203). Pending settlement, the Company has assessed and provided an amount of Rs 166,894,734 (previous year Rs 168,357,824 and as at 01.04.2015 Rs 168,357,824) based on probability of outflow of resources embodying economic benefits and rest of the claims i.e Rs 29,365,360 (previous year Rs 27,914,357 and as at 01.04.2015 Rs 563,379) are being disclosed as contingent liability as outflow of resources is considered not probable. In respect of the rest of the claims/obligations, possibility of any outflow in settlement is considered as remote.



(iv) Others

Claims on account of other miscellaneous matters amount to Rs NIL (previous year Rs NIL and as at 01.04.2015 Rs NIL). These claims are pending before various forums. Pending settlement, the Company has assessed and provided an amount of Rs NIL (previous year Rs NIL and Rs NIL) based on probability of outflow of resources embodying economic benefits and estimated Rs NIL (previous year Rs NIL and 01.04.2015 Rs NIL) as the amount of contingent liability as outflow of resources is considered as not probable. In respect of the rest of the claims/obligations, possibility of any outflow in settlement is considered as remote.

The above is summarized as at 31.03.2017 as below:


(Amount in Rs)

Sl. No.	Particulars	Claims as on 31.03.2017	Provision against the claims	Contingent liability as on 31.03.2017	Contingent liability as on 31.03.2016	Addition of contingent liability for the period
(i)	(ii)	(iii)	(iv)	(v)	(vi)	(vii)=(v)-(vi)
1.	Capital Works	4482995779	1017761349	3465234430	4124458715	-659224285
2.	Land Compensation cases	NIL	NIL	NIL	NIL	NIL
3.	Disputed tax matters	196260094	166894734	29365360	27914357	1451003
4.	Others	NIL	NIL	NIL	NIL	NIL
	Total	4679255873	1184656083	3494599790	4152373072	-657773282

The above is summarized as at 31.03.2016 as below:

(Amount in Rs)

Sl. No.	Particulars	Claims as on 31.03.2016	Provision against the claims	Contingent liability as on 31.03.2016	Contingent liability as on 01.04.2015	Addition of contingent liability for the period
(i)	(ii)	(iii)	(iv)	(v)	(vi)	(vii)=(v)-(vi)
1.	Capital Works	5142220063	1017761349	4124458715	3487591753	636866962
2.	Land Compensation cases	NIL	NIL	NIL	NIL	NIL
3.	Disputed tax matters	196272181	168357824	27914357	563379	27350978
4.	Others	NIL	NIL	NIL	NIL	NIL
	Total	5338492244	1186119173	4152373072	3488155132	664217940



(b) The above contingent liabilities do not include contingent liabilities on account of pending cases in respect of service matters & others where the amount cannot be quantified.

It is not practicable to ascertain and disclose the uncertainties relating to outflow in respect of contingent liabilities.

(d) There is possibility of reimbursement to the company of Rs NIL (previous year Rs NIL and as at 01.04.2015 Rs NIL) towards above contingent liabilities.



- (e) An amount of Rs NIL (previous year Rs NIL and as at 01.04.2015 Rs NIL) stands paid towards above contingent liabilities to contest the cases and is being shown as Current Assets.
- (f) The company's management does not expect that the above claims/obligations (including under litigation), when ultimately concluded and determined, will have a material and adverse effect on the company's results of operations or financial condition.
- (g) Agency wise details of contingent liability as at 31.03.2017 are as under:

(Amount in Rs)

Sl. No.	Category of Agency	Claims as on 31.03.2017	Provision against the claims/ Paid during the year	Contingent liability as on 31.03.2017	Contingent liability as on 31.03.2016	Addition(+)/deduction (-) from contingent liability during the year
(i)	(ii)	(iii)	(iv)	(v)	(vi)	(vii)=(v)-(vi)
1	Central Govt. departments					
2	State Govt. departments or Local Bodies	196260094	166894734	29365360	27914357	1451003
3	CPSEs					
4	Others	4482995779	1017761349	3465234430	4124458715	-659224285
	TOTAL	4679255873	1184656083	3494599790	4152373072	-657773282

2. Contingent Assets: Contingent assets in respect of the company are on account of the following:

a) Counter Claims lodged by the company on other entities:

The company has lodged counter claims aggregating to Rs NIL (previous year Rs NIL and as at 01.04.2015 Rs NIL) against claims of other entities. These claims have been lodged on the basis of contractual provisions and are being contested at arbitration tribunal/other forums/under examination with the counterparty. It includes Rs NIL (previous year Rs NIL and as at 01.04.2015 Rs NIL) towards arbitration awards including updated interest thereon.

Management has assessed the above claims and estimates that inflow of economic benefits of Rs NIL (Previous year Rs NIL and as at 01.04.2015 Rs NIL) is probable. In respect of the rest of the claims, possibility of any inflow is considered remote.

b) Surcharge billed on debtors: (TO BE GIVEN AT CORPORATE OFFICE)

CERC (Terms & Conditions of Tariff) Regulations 2014-19 provide for levy of late payment surcharge by generating company in case of delay in payment by beneficiaries beyond 60 days from the date of presentation of bill. An amount of Rs as on 31.03.2017 (As on 31.03.2016 Rs and as at 01.04.2015 Rs) is due from beneficiaries on account of surcharge but not recognised in books of accounts due to significant uncertainties in the ultimate collection from the customers.



572



c) Revenue to the extent not recognised in respect of power stations: (TO BE GIVEN AT CORPORATE OFFICE)

CERC (Terms & Conditions of Tariff) Regulations for the tariff period 2014-19 allows additional capitalisation of capital expenditure for computation of tariff as per declaration by the company at the beginning of the tariff period and after due diligence by CERC. Cases where additional capitalisation has exceeded the amount declared by the company including new items are not included in revenue pending approval of CERC. Management has assessed these expenditures and considers that inflow of Rs as at 31.03.2017 (previous year Rs and as at 01.04.2015 Rs) by way of tariff is probable.

d) Other Cases (Please Specify)

The Management has assessed the claims and estimates that inflow of economic benefits of Rs NIL (previous year Rs NIL and as at 01.04.2015 Rs NIL) is probable.

The above is summarized as below:

(Amount in Rs)				
Sl. No.	Particulars	As at 31.03.2017	As at 31.03.2016	As at 01.04.2015
(i)	(ii)	(iii)	(iv)	(v)
1.	Counter claims lodged by the company	NIL	NIL	NIL
2.	Surcharge billed on debtors	NA	NA	NA
3.	Revenue to the extent not recognised	NA	NA	NA
4.	Other cases	NIL	NIL	NIL
	Total			

3. Estimated amount of contracts remaining to be executed on capital account and not provided for is as under:

(Amount in Rs)				
S.No	Particulars	As at 31.03.2017	As at 31.03.2016	As at 01.04.2015
(i)	(ii)	(iii)	(iv)	(v)
1.	Property Plant and Equipment (including CWIP)	163625558	347386751	185991927
2.	Investment Property	NIL	NIL	NIL
3.	Intangible assets	NIL	NIL	NIL
	Total	163625558	347386751	185991927

4. Pending approval of competent authority, provisional payments / provisions made towards executed quantities of some of the items beyond the approved quantities as also for extra items totalling to Rs NIL (previous year Rs NIL and as at 01.04.2015 Rs NIL) are included in Capital Work-in-Progress/property plant & equipment.

Other disclosure under IND AS – 11 on Construction Contracts are as under:

(Amount in Rs)				
Sl.	Particulars	31.03.2017	31.03.2016	01.04.2015
(i)	(ii)	(iii)	(iv)	(v)
1.	Aggregate amount of costs incurred and recognised profits (less recognised losses) on contracts in progress upto reporting date.	NIL	NIL	NIL
2.	Amount of advances received.	NIL	NIL	NIL



3.	Amount of retention.	NIL	NIL	NIL
4.	The gross amount due from customers for contract works as an asset.	NIL	NIL	NIL
5.	The gross amount due to customers for contract works as a liability.	NIL	NIL	NIL

6. The effect of foreign exchange fluctuation during the year is as under:

(Amount in Rs)

		For the Year ended 31.03.2017	For the Year ended 31.03.2016
(i)	Amount charged to Statement of Profit & Loss excluding depreciation (as FERV)	(830483)	1748332
(ii)	Amount charged to Statement of Profit & Loss excluding depreciation (as Borrowing Cost)*	NIL	NIL
(iii)	Amount charged to Expenditure attributable to Construction (as FERV)	NIL	NIL
(iv)	Amount charged to Capital work-in-progress (as FERV)	NIL	NIL
(v)	Amount adjusted by addition to the carrying amount of property, plant & equipment	NIL	NIL

* There is however no impact on profitability of the Company, as the impact of change in foreign exchange rates is recoverable from beneficiaries in terms of prevailing CERC (Terms & Conditions of tariff) Regulations. The exchange rate variation for the year is transferred to deferred foreign currency fluctuation assets (recoverable from beneficiaries) as per accounting policy adopted in IGAAP, which is allowed to be continued for long-term foreign currency monetary items recognised till 31.03.2016 as per exemption given in IND AS 101- First Time Adoption of Ind AS.

7. Segment information:

- Electricity generation is the principal business activity of the Company. Other operations viz., Contracts, Project Management and Consultancy works do not form a reportable segment as per the Ind AS – 108 on 'Segment Reporting'.
- The Company is having a single geographical segment as all its Power Stations are located within the Country.

8. Related Party Disclosures are given below:

(i) Name and Nature of Relationship:

S.No	Name of the related party	Nature of Relationship with NHPC
1	Government of India	Shareholder having control over company
2	CPSUs	Entities controlled by the same Government (Central Government) that has control over NHPC

(ii) Transactions with Related Parties: Following transactions occurred with related parties during FY 2016-17:

(Amount in Rs)

Particulars	During the FY 2016-17		During the FY 2015-16	
	Government that has control over	Entities controlled by the same	Government that has control over	Entities controlled by the same



	company (NHPC)- Central Govt.	Government that has control over company (NHPC)	company (NHPC)- Central Govt.	Government that has control over company (NHPC)
(i)	(ii)	(iii)	(iv)	(v)
Purchase of PPE/CWIP	NIL	NIL	NIL	NIL
Purchase of goods/Inventory	NIL	NIL	NIL	NIL
Services Received by the Company	NIL	NIL	NIL	NIL
Sale of PPE/CWIP	NIL	NIL	NIL	NIL
Sale of goods/Inventory	NIL	NIL	NIL	NIL
Services Provided by the Company	NIL	NIL	NIL	NIL
Total	NIL	NIL	NIL	NIL


(ii) Outstanding Balances with Related Parties:

(Amount in Rs)

Particulars	Government that has control over company (NHPC)- Central Govt.			Entities controlled by the same Government that has control over company (NHPC)		
	As at 31.03.17	As at 31.03.16	As at 01.04.15	As at 31.03.17	As at 31.03.16	As at 01.04.15
(i)	(ii)	(iii)	(iv)	(v)	(vi)	(vii)
Payables by the Company	NIL	NIL	NIL	NIL	NIL	NIL
Receivables by the Company	NIL	NIL	NIL	NIL	NIL	NIL
Balance out of Commitments made by the Company:	NIL	NIL	NIL	NIL	NIL	NIL
(a) For purchase of PPE/CWIP/goods/Inventory/Services by the Company	NIL	NIL	NIL	NIL	NIL	NIL
(a) For sale of PPE/CWIP/goods/Inventory/Services by the Company	NIL	NIL	NIL	NIL	NIL	NIL

9. Disclosures as required under Ind AS-17 on Leases, Ind AS-19 on "Employee Benefits" and Ind AS-36 on "Impairment of Assets" shall be dealt at Corporate Office.

10. Other disclosures as per Schedule-III of the Companies Act, 2013 are as under:



515



(Amount in Rs)

	Particulars	For the year ended 31.03.2017	For the year ended 31.03.2016
a)*	Value of imports calculated on CIF basis:		
	i) Capital Goods	-	-
	ii) Spare parts	-	-
b)*	Expenditure in Foreign Currency		
	i) Know - How	-	-
	ii) Interest	-	-
	iii) Other Misc. Matters	5094187	17434198
c)*	Value of spare parts and Components consumed in operating units.		
	i) Imported	-	-
	ii) Indigenous	-	-
d)*	Earnings in foreign currency		
	i) Interest	-	-
	ii) Others	-	-

* Accrual basis.

11. Disclosure related to confirmation of balances is as under:

- Balances shown under Materials issued to contractors, claims recoverable including insurance claims are subject to reconciliation/ confirmation and respective consequential adjustments. Claims recoverable also include claims in respect of projects handed over or decided to be handed over to other agencies in terms of Government of India directives.
- The confirmation from external parties in respect of Trade Receivables, Trade Payables, Deposits, Advances to Contractors/Suppliers/Service Providers/Others including for capital expenditure and material issued to contractors is obtained for outstanding balances of Rs. 5.00 lakh or above as at 31st December of every year. Status of confirmation of balances as at 31st December 2016 as well as outstanding as on 31.03.2017 is as under:

(Amount in Rs)

Particulars	Outstanding amount as on 31.12.2016	Amount confirmed	Outstanding amount as on 31.03.2017
Trade receivable	NIL	NIL	NIL
Deposits, Advances to contractors/suppliers/service providers/ others including for capital expenditure and material issued to contractors	463271313	413974093	458321562
Trade/Other payables	113666758	39764139	190887556
Security Deposit/Retention Money payable	40666093	5317936	50609211

- In the opinion of management, unconfirmed balances will not have any material impact.

- Prior to transition to Ind AS, capital expenditure incurred for creation of facilities, over which the company does not have control but which is essential principally for construction of the project, was charged to 'Expenditure Attributable to Construction (EAC) as a part of Capital Work in Progress (CWIP) on the basis of attributability of such costs to the creation of major



assets of the project. The said accounting treatment was objected to by the office of the C&AG. However, with the introduction of IND AS, the accounting treatment is specifically covered under Para 9 of Ind AS-16, "Property, Plant & Equipment" which prescribes Unit of Measure approach under which management of an entity is competent to apply its judgment to recognition criteria based on its specific circumstances. Accordingly, the company has continued with the existing accounting treatment of enabling assets during the current financial year.

13. Sales, rebate to beneficiaries, exchange rate variation, interest on loans/ bonds (expenditure) etc. have been accounted for based on Advices received from Corporate Office.

14. **Disclosure related to Corporate Social Responsibility (CSR) (refer Note No.26)**

(i) The breakup of CSR expenditure under various heads of expenses incurred is as below:-

(Amount in Rs)

S.No	Heads of Expenses constituting CSR expenses	For FY 2016-17	For FY 2015-16
1	Health Care and Sanitation	50006	
2	Education & Skill Development	25000000	
3	Women Empowerment /Senior Citizen		
4	Environment		
5	Art & Culture		230950
6	Ex-Armed Forces		
7	Sports		
8	National Welfare Fund		
9	Technology & Research		
10	Rural Development	1707844	6137346
11	Capacity Building		
12	SwachhVidyalayaAbhiyan	4717867	4537693
13	Swachh Bharat Abhiyan		
	Total amount	31475717	10905989

(ii) Other disclosures:-

(a) Details of expenditure incurred during the year ended on 31.03.2017 paid in cash and yet to be paid in cash along with the nature of expenditure (capital or revenue nature) is as under:-

(Amount in Rs)

		Paid (a)	Yet to be paid (b)	Total (a+b)
(i)	Construction/Acquisition of any asset	30238336	1237381	31475717
(ii)	On purpose other than (i) above	NIL	NIL	NIL
	Total	30238336	1237381	31475717

(b) As stated above, a sum of Rs 1237381 out of total expenditure of Rs 31475717 is yet to be paid to concerned parties which are included in the relevant head of accounts pertaining to liabilities.

15. Disclosures as required under Section 22 of The Micro, Small and Medium Enterprises Development Act, 2006 read with notification of Ministry of Corporate Affairs dt. 04.09.2015 making alteration in Schedule-III of the Companies Act, 2013 is as follows (Refer Note no. 20.2):-



57



(Amount in Rs)

Sl. No.	Particulars	As at 31.03.2017	As at 31.03.2016
(i)	The principal amount and the interest due thereon remaining unpaid to any supplier on Balance Sheet date: -Principal -Interest	1662958 -	1662958 -
(ii)	The amount of interest paid by the buyer in terms of section 16 of the Micro, Small and Medium Enterprises Development Act, 2006, along with the amount of the payment made to the supplier beyond the appointed day during the year	-	-
(iii)	The amount of interest due and payable for the year of delay in making payment (which have been paid but beyond the appointed day during the year) but without adding the interest specified under the Micro, Small and Medium Enterprises Development Act, 2006;	-	-
(iv)	The amount of interest accrued and remaining unpaid as on Balance Sheet date	-	-
(v)	The amount of further interest remaining due and payable even in the succeeding years, until such date when the interest dues above are actually paid to the small enterprise, for the purpose of disallowance of a deductible expenditure under section 23 of the Micro, Small and Medium Enterprises Development Act, 2006.	-	-

16. Disclosure on details of Specified Bank Notes (SBN) held and transacted during the period 08.11.2016 to 30.12.2016 is as under:

(Amount in Rs)

	SBNs*	Other Denomination Notes	Total
Closing cash in hand as on 08 November 2016	75000	241	75241
(+) Permitted receipts	26500	50400	76900
(-) Permitted payments		(3000)	(3000)
(-) Amount deposited in Banks	(101500)	(400)	(101900)
Closing cash in hand as on 30 December 2016	0	47241	47241

* Specified Bank Notes are as defined in the notification of the Government of India, Ministry of Finance, Department of Economic Affairs No. S.O. 3407(E), dated 08th November 2016.

17. Disclosure relating to verified emission reductions (VERs) is as under:

Sl. No.	Description	Remarks
1	No. of VERs held as Investment & the basis of valuation	NIL
2	No. of VERs under certification	NIL
3	Depreciation and operating and maintenance cost of Emission Reduction Equipment expensed during the year (Amount in Rs)	NIL
4	No. of VERs sold during the year ended 31.03.2017 with the value thereof.	NIL



Nature and details of provisions (refer Note No. 17 and 22 of Balance Sheet)

a) Provision for Livelihood Expenses:

518



Provision has been recognised at discounted value adjusted for average inflation in the accounts towards special financial package finalised in consultation with the State Government and approved by the Board of Directors of NHPC for livelihood assistance of the project affected families (PAFs) in Parbati-II and Parbati-III. As per the package, pending finalisation of modalities of payment, one eligible person from each PAF shall be provided livelihood assistance equivalent to minimum un-skilled wage of the Government of Himachal Pradesh/ Central Government whichever is higher on monthly instalment basis, for the periods as under:

- i) Till the date of superannuation for PAFs eligible for employment.
- ii) For 2000 days to those PAFs left with zero balance land but excluded for employment.
- iii) For 1000 days to all remaining PAFs.

b) Provision for Committed Capital Expenditure:

Provision has been recognised at discounted value for capital expenditure to be incurred towards environment, compensatory afforestation, local area development, etc. which was a pre-condition to granting approval for construction of the project and expenditure towards which had not been completed till commissioning of the project. Such provisions are adjusted against the incurrence of actual expenditure as per demand raised by the concerned State Government authorities.

c) Provision for Performance Related Pay/Incentive:

Short-term Provision has been recognised in the accounts towards Performance Related Pay/ incentive to employees for FY 2016-17 (PY 2015-16) on management estimates as per company's rules in this regard which are based on the guidelines of the Department of Public Enterprises.

d) Provision for restoration expenses of insured assets:

Provision has been recognised in the accounts based on management estimates for restoration of damaged assets insured under Mega & CPM Policy. Utilization of the provision is to be made against incurrence of actual expenditure towards restoration of the assets.

e) Provisions- Others:

This includes the provisions recognised in the accounts towards claims against the company appearing as contingent liabilities. These provisions have been created on the basis management estimates considering the probability of outflow of resources embodying economic benefits. Utilization/outflow of the provision is to be made on the outcome of the case.

19. Unit/Project specific notes as per Annexure-A below **(to be given only by the respective project/unit pertaining to their project/unit).**

20. a) Undisputed Statutory dues outstanding as on 31.03.2017 which have not been deposited within six months from the date they became payable:

(Amount in Rs)

Nature of dues	Amount in Rs	Due date of remittance
EPF	NIL	NA
Income Tax	NIL	NA
Sales Tax /VAT	NIL	NA
Service Tax	NIL	NA
Custom Duty	NIL	NA



Excise Duty	NIL	NA
Works Contract Tax	NIL	NA
Any other levies (Please specify)	NIL	NA

b) Statutory dues which have not been deposited on account of any dispute:-

(Amount in Rs)

Name of the Statute	Nature of dues	Amount in Rs	Year to which it pertains	Forum at which case is pending
Income Tax Act,1961	Income Tax	NIL	NA	NA
Sales Tax Acts/VAT Act	Sales Tax/ VAT	1405797	2006-07	Sr. Joint Commissioner Siliguri Circle
		7558164	2007-08	
		4291550	2008-09	
		713111	2009-10	
		27350978	2012-13	JC, Siliguri Charge
Finance Act,1994	Service Tax	NIL	NA	NA
Custom Act,1962	Custom Duty	NIL	NA	NA
Central Excise Tariff Act, 1985	Excise Duty	NIL	NA	NA
Works Contract Tax	Works Contract Tax	NIL	NA	NA
WB State Tax on Consumption of Use of Goods Act, 2001	Consumption Tax	234503	2003-04	Kolkata High Court
		96951	2004-05	
		231925	2005-06	
Please specify	Any other levies	NIL	NA	NA

c) Details of Immovable Properties (other than land) for which title deeds are not held in the name of the company:

(Amount in Rs)

Sl. No.	Details of the Property	Year of Acquisition	Acquisition Cost	Written Down Value	Reasons for non execution of title deed
NA	NA	NA	NA	NA	NA

21. Disclosure for reporting in compliance to directions issued by Office of CAG u/s 143(5):

(a) Details of land for which title deeds are not held in the name of the company:

(Amount in Rs)

Sl. No.	Details of Land (Freehold/Leasehold)	Gross Block as at 31.03.2017	Net Block as at 31.03.2017	Area (in Hectare)	Reasons for non execution of title deed
	Lease Hold Land	37573727	32345546	36.60	Not Applicable



520




(b)

Sl. No.	Directions	Reply
1	Whether there are any cases of waiver/write off of debts/loans/interest etc. If yes, the reasons thereof and amount involved.	No.
2	Whether proper records are maintained for inventories lying with third parties & assets received as gift/grant(s) from Government or other authorities.	Not Applicable.

22. As per Circular No. A/cs-456 dated 10.09.2015, Liability of Rs 2987913, Advances of Rs 3855 And Net Expenditure of Rs. 39351078 (Shown as Expenditure attributable to Construction in Notes 2.2) included in the Financial Statement in respect of Teesta Basin Investigation Project.

For Ray and Ray
Chartered Accountants
(Firm Regn No 301072E)


(CA Asish Kumar Mukhopadhyay)

M. No. 056359

Partner

Date: 26/04/2017

Place: Siliguri




(Manoj Kumar Barnwal)

Manager (F)

प्रबन्धक (वित्त) Manager (F)
एन.एच.पी.सी. लि. / N.H.P.C LTD.
टि०एल०डी० पी एस, रम्बी / TLD III PS, Rambi
पो० रियांग, दार्जिलिंग-734329
P.O. Reang, Darjeeling (W.B.) 734321



(Debajit Chattopadhyay)
General Manager

डी. चट्टोपाध्याय / D. Chattopadhyay
महाप्रबन्धक / General Manager
तीस्ता लो डैम-III पावर स्टेशन, रम्बी
Teesta Low Dam-III Power Station, Rambi



NAME OF THE UNIT

DETAILS OF CONTINGENT LIABILITIES AS ON 31.03.2017

Sr. No.	Particulars	Name of Party/Work	Category of Agency (a: Central Govt. departments, b: State Govt. departments or Local Bodies, c: CPSEs, d: Others)	Opening Amount of claim as on 01.04.2016	Addition of claim during the period on account of new claims/updatio n of old claims	Settlement/ adjustment of claim during the period	Closing balance of claim as on 31.03.2017	Amount of claim where outflow is probable & reliable estimate can be made (Provision made in Books of A/c)	Amount of claim where no Probability of outflow & Claim neither Recognised as Provision nor Disclosed as Contingent Liability	Possible Outflow / No Reliable Estimate can be made (shown as Contingent Liability)	Total	Likely Reimbursemen t to be Made by Third Party	Reasons For Non-Acceptance	Amount in Rupees
														Present Status
	1	2	3	4	5	6	(4+5-6)=7	8	9	10	(8+9+10)=11 (figure in column 7 & 11 must be equal)	12	13	14
A. CAPITAL WORKS														
a) CASES AGAINST WHICH ARBITRATION AWARD/ COURT ORDER HAS BEEN PASSED														
1	Reference III Idle claim for compensation due to delay in commencement of work due to forest clearance; Change in classification of rock; Claim for compensation for disruption/stoppage of work for the period 27.01.07 to 28.01.07 & 25.05.07; Claim for compensation for disruption/stoppage of work for the period 17.02.08 to 29.02.08; Claim for compensation for stoppage of works for the period 22.11.07.	Patel Engineering Ltd.	Others	585968393	74544511		660512904	231446164		429066741	660512905		The claim was not accepted as there is no provision in the contract for compensation due to such delay, however, as per clause no 23 of GCC of the contract, provides for extension of time.	Arbitration awarded in favour of M/s PEL. NHPC had appealed against the award at District Court, Faridabad, which has been dismissed vide order dated 04.07.2013. Further appeal has been made at Hon'ble P&H High Court on 03.10.2013. (FAO 4855 of 2013) Hon'ble High Court has directed NHPC to deposit the awarded amount by Tribunal with up to date interest before regular hearing of the case vide its order dated 27.05.2015. The matter is remanded back to lower court for deciding the objections afresh. The deposited amount has been refunded by the court. The ADJ court vide its judgment dated 17.05.2016 has partly allowed objection petition of NHPC in respect of claim no. (iii), whereas claim no i and ii has not been interfered with and claim no (iii) has been set aside. M/s PEL filed an Appeal in Hon'ble High Court of P&H FAO no. 3950 of 2016 against Judgment of ADJ court in respect of claim no (iii) and also filed an Execution Petition No 1125/2016 in ADJ Court Faridabad for execution of judgment dated 17.05.2016 in respect of claim no (i) and (ii). In this execution petition NHPC deposited Rs.10.63 Crores (principal amount of claim i and ii) as per orders of the court and further an appeal FAO 5422 of 2016 has been filed in Hon'ble High court of P&H in respect of claim no. (i) and (ii). As per the court Directives FAO 5422 of 2016 is to be heard along with FAO no. 3950 of 2016. Next date of hearing is 31.05.2017.
3	Reference IV Idle claim due to flood from 27.07.2007 to 31.10.2007, Claim for compensation for disruption/stoppage of work for the period 07.06.08, 09.06.08 to 11.06.08 & 16.06.08 to 22.06.08, 07.07.08 to 10.07.08 & 11.07.08 to 20.07.08, 18.08.08 to 22.08.08, Claim under 'Excepted Risks' for idling of our establishment, manpower and Plant & equipments/machinery from 08.12.08 to 20.01.09 due to the strike called by the political party GJMM	Patel Engineering Ltd.	Others	1044254748	165405123		1209659871	568670011		640989860	1209659871		The claim was not accepted as there is no provision in the contract for compensation due to such delay, however there is only provision for time extension in clause no 23 (Time Extension) of the contract.	NHPC Ltd. has filed an application u/s 34 against the Arbitral award on 03.09.2016 vide Arb 377 of 2016. M/s PEL has filed a petition under section 9 of Arbitration & Conciliation Act 1996 for depositing the amount Rs 108.71 crores but District Court Faridabad dismissed the petition. M/s PEL has filed a case FAO No 4394/2016 against the District Court Order in Hon'ble Punjab & Haryana High Court in which court has given order in favour of M/s PEL. NHPC has filed SLP 26787/2016 before Hon'ble Supreme Court. By order of Supreme Court, order of Hon'ble Punjab & Haryana High Court is stayed till further order. Scheduled date of hearing on 11.04.2017 has been adjourned for four weeks. Further, stay order has also been extended to that period.



522

Sr. No.	Particulars	Name of Party/Work	Category of Agency (a: Central Govt. departments, b: State Govt. departments or Local Bodies, c: CPSEs, d: Others)	Opening Amount of claim as on 01.04.2016	Addition of claim during the period on account of new claims/updation of old claims	Settlement/adjustment of claim during the period	Closing balance of claim as on 31.03.2017	Amount of claim where outflow is probable & reliable estimate can be made (Provision made in Books of A/c)	Amount of claim where no Probability of outflow & Claim neither Recognised as Provision nor Disclosed as Contingent Liability	Possible Outflow / No Reliable Estimate can be made (shown as Contingent Liability)	Total	Likely Reimbursement to be Made by Third Party	Reasons For Non-Acceptance	Present Status
1	2	3	4	5	6	(4+5-6)=7	8	9	10	(8+9+10)=11 (figure in column 7 & 11 must be equal)	12	13	14	
2	Reference I Claim for rate revision for item no. A2.3 & B2.2	Patel Engineering Ltd.	Others	1912618443		894088145	1018530298	193316756		825213542	1018530298		The claim was not accepted as there is no provision in the contract for revision of rate of such items not forming 2% of the contract sum and also variation being more than 25% as per SCC Clause 4.3.	Arbitration awarded in favour of M/s PEL. The award was challenged in District Court, Faridabad. The district court Faridabad delivered judgment against NHPC. The award had not been accepted by NHPC in totality and review petition has been filed at District Court Faridabad. The Faridabad District court rejected the review petition. Thereafter, NHPC filed an appeal in Punjab & Haryana High Court at Chandigarh. (Case Ref. No-FAO-3126-2012(O &M), The Hon'ble High Court issued stay order against arbitration award. On last date of hearing on 21.02.2015 Hon'ble Punjab and Haryana High court has held that "Matter should be remanded for decision on merits in accordance with law". As per the order of Hon'ble High Court a petition no. 5 of 2015 dated 20.03.2015 has been filed in ADJ Court Faridabad u/s 34 in which ADJ court has quashed the arbitration award dated 26.08.2009 and dated 26.10.2009 passed by the Arbitration Tribunal and hence the claim for B2.2 is disallowed. M/s PEL has filed an appeal in Hon'ble P&H High Court (FAO 1107 of 2016) dated 02.12.2015 for setting aside the judgment dated 26.10.2015 for Claim No B2.2 and file execution petition EXE/565/2016 dated 06.04.2016 for execution of judgment for claim A2.3. Against this petition, an objection petition and application under section 152 of CPC has filed by NHPC Limited. In reference to execution petition filed by M/s PEL, ADJ Court has directed to deposit Rs. 14.22 crores including interest of 12% p.a. on Principal amount of Rs. 6.20 crore for item no A2.3 in Executing Court and same has been deposited by the NHPC. NHPC has also filed an appeal against the order of ADJ Court dated 26.10.2015 i.r.o Claim No A2.3. (FAO 6047 of 2016). In its order dated 06.10.2016 Hon'ble high court has directed that FAO no. 6047 of 2016 is to be heard along with FAO 1107 of 2016. Next date of
SUB TOTAL				3542841584	239949634	894088145	2888703073	993432931	0	1895270143	2888703074	0		
b)	CASES UNDER ARBITRATION/JUDICATION.													
4	Reference V Claim for compensation for disruption/stoppage of work for the period 14.12.2009, 27.10.2009 to 27.11.2009, 14.07.2009 to 27.07.2009; Claim for idling of establishment, manpower & plant & machinery from 12.01.2011 to 15.01.2011, 18.01.2011 to 24.01.2011 & 09.02.2011 to 18.02.2011 due to strike called by political party GJM; Claim for idling of manpower & plant & machinery from 10.05.2010 to 19.07.2010; Reimbursement of interest on interest free restoration advance.; Claim on account of 17 Nos. extra items.	Patel Engineering Ltd.	Others	438364660	2350013		440714673			440714673	440714673		The claim was not accepted as there is no provision in the contract for compensation due to such delay, however there is only provision for time extension in clause no 23(Time Extension) of the contract.	The subject Claim has been rejected by the Management Vide Letter No-NH/TLDPs/GM/53H/1378 Dated: 18.02.2012. Contractor has invoked the arbitration clause and Arbitration proceedings have been started. The Contractor has submitted the Statement of Claim (SOC) and NHPC has also submitted the Statement of Defense (SOD). Framing of issues has also been completed. Final hearing was completed on 28.03.2017. Award from Tribunal is awaited.

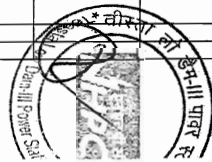


Sr. No.	Particulars	Name of Party/Work	Category of Agency (a: Central Govt. departments, b: State Govt. departments or Local Bodies, c: CPSEs, d: Others)	Opening Amount of claim as on 01.04.2016	Addition of claim during the period on account of new claims/update of old claims	Settlement/adjustment of claim during the period	Closing balance of claim as on 31.03.2017	Amount of claim where outflow is probable & reliable estimate can be made (Provision made in Books of A/cs)	Amount of claim where no Probability of outflow & Claim neither Recognised as Provision nor Disclosed as Contingent Liability	Possible Outflow / No Reliable Estimate can be made (shown as Contingent Liability)	Total	Likely Reimbursement to be Made by Third Party	Reasons For Non-Acceptance	Present Status
	1	2	3	4	5	6	(4+5-6)=7	8	9	10	(8+9+10)=11 (figure in column 7 & 11 must be equal)	12	13	14
5	Reference VI Balance amount towards extra items executed at different locations; Balance amount towards extra items not considered and paid at BOQ rate by NHPC; Payment of difference in quantity not considered for payment by NHPC; Amount not paid for concrete lining work (coffer dyke) executed before flood of 26.05.2009; Amount not paid for Rock Anchors; Release of outstanding payment against grouted anchors; Payment of difference in claimed rate and paid rate for deformed reinforcing bars; Additional expenditure for fixing of bundle reinforcement; Construction of access road towards the quarry Riyang Khola; Additional Expenditure for TRC retaining wall; Repair (Maintain) of main access road from 20th June 2005 to 30th June 2005 due to land slide and sinking; Additional expenditure for concreting works at Service Bay from EL 164.0 M to 196.95 M; Additional expenditure for concreting works at Control Block from EL 169.0m to EL 197.0M; Additional expenditure for fixing of framework and placing of concrete at barrage piers due to bundle reinforcement; Additional expenditure for fixing of	Patel Engineering Ltd.	Others	1076988551			1076988551			1076988551	1076988551		The claim was not accepted as the Contractor is demanding beyond the approved rate for extra items; The treatment of these items as extra items has not been accepted by NHPC; The claim was rejected vide letter no. NH/TLDP-III/CE(I/C)/3807 dt. 28.10.2014 after deliberation/recommendation by Standing Committee.	The Contractor has invoked Arbitration clause directly. The Arbitration proceedings started 1st meeting was held on 20.01.2015. The contractor has submitted SOC and NHPC has filed SOD on 23.11.2016 after Tribunal decision on application filed by NHPC u/s 16. 13th proceeding was held on 02.12.2016 on this date three weeks time is given to contractor/claimant for filing of rejoinder to SOC with advance copy to the respondent/NHPC and also two weeks is given to respondent/NHPC for filing after any additional and necessary documents. Further two weeks time is given to file affidavit by the parties. Now, Contractor has deliberated its claim on merit to Tribunal. 16th hearing was held on 03.04.2017 at Neeli Bagh Club, New Delhi.
6	Claim for resource idling for the period 10.05.2010 to 19.07.2010 due to bandh called by GJMM; Claim for resource idling for the period January, 2008 to December, 2009 due to bandh called by GJMM; Claim for resource idling due to bandh called by GJMM.	M/s Texmaco Rail & Engineering Ltd.	Others	29975120	2156641		32131761			32131761	32131761		The subject claim is inadmissible/untenable under GCC clause 35 of the contract. Further, There is no mechanism to accept the claim in the contract agreement. The claim shall be accepted by competent authority as per policy after examination of Standing Committee.	The Management has rejected the claim vide Letter No-NH/TLDP-III/58A/2012/1401 Dated 02.03.2012. The subject claim was under Adjudication. The Adjudicator Rachel Chatterjee IAS (Retired) delivered her Judgment that no payment is admissible to Texmaco under provision of the contract. Hence, the claim of the contractor is rejected by the Adjudicator. Further the contractor has invoked arbitration proceeding on 15.01.2014. Cross examination is going on. Further final proceedings was held on 14th and 15th March 2017. Decision of Arbitral Tribunal is awaited.



524

Sr. No.	Particulars	Name of Party/Work	Category of Agency (a:Central Govt. departments, b: State Govt. departments or Local Bodies, c: CPSEs, d: Others)	Opening Amount of claim as on 01.04.2016	Addition of claim during the period on account of new claims/updation of old claims	Settlement/adjustment of claim during the period	Closing balance of claim as on 31.03.2017	Amount of claim where outflow is probable & reliable estimate can be made (Provision made in Books of A/c)	Amount of claim where no Probability of outflow & Claim neither Recognised as Provision nor Disclosed as Contingent Liability	Possible Outflow / No Reliable Estimate can be made (shown as Contingent Liability)	Total	Likely Reimbursement to be Made by Third Party	Reasons For Non-Acceptance	Present Status
1	2	3	4	5	6	(4+5-6)=7	8	9	10	(8+9+10)=11 (figure in column 7 & 11 must be equal)	12	13	14	
7	Claims for additional costs, losses and damages suffered on the contract of 'Supply, Fabrication, Erection, Testing and Commissioning of Pressure Shaft/Penstock Liner for TLDP III'	M/s P & R Engineering	Others	17518773			17518773	17518773			17518773		The claim is not tenable as there is no provision in the contract for compensation due to such delay, however there is only provision for time extension in clause no 23 of the contract.	The case was under adjudication .The adjudicator has recommended in favour of M/s P&R Engg. for Rs 168.02 lacs out of original claim Rs.377.27 Lacs with TDS and WCT to be paid as applicable on the actual basis. Provision of Rs.1,75,18,773 has been created in books of Accounts including Taxes & duties. Contractor has gone to arbitration for enforcement of decision of Adjudicator.The members Arbitration tribunal has given majority award about finality of decision of adjudicator but refuse to enforce award of adjudicated amount. NHPC has apply for setting aside of the award U/s 34 of A & C Act, 1996 on the ground of jurisdiction of the Arbitration Tribunal before District Court of Darjeeling. The case has been admitted and notice has been issued to contractor. Last date of hearing was 14.07.16 and again application has been filed to club the 2 cases of same subject matter. Hearing scheduled on 10.04.2017 was adjourned and next date of hearing is not yet fixed.
SUB TOTAL				1562847104	4506654	0	1567353758	17518773	0	1549834985	1567353758	0		
c) CASES UNDER EXAMINATION BY THE MANAGEMENT														
8	PVC Claim against 220KV XLPE CABLE with cable Sealing End(including changes due to port head yard changes)	M/s Andritz Hydro Private Ltd.	Others	9592428		9592428	0				0		Being the new item due to port yard changes the original BOQ item no more exist hence PVC claim is not acceptable.	The claim was sent to ED Office Siliguri for onward submission to Contract E & M Division C.O. for clarification of tenability of the claim. The case file was returned from ED Office siliguri with remark for review of the claim. Contractor has been asked vide letter no- NH/TLDO-III/GM/57/2668 dated :23.03.2013 to submit the relevant documents for justification of the claim . However, the contractor M/s AHPL has withdrawn the claim vide letter No. RVTTA/2519/Withdrawal of claim against 220 KV XLPE Cable/2519 dt. 20.04.2016
9	Cost Compensation claim pursuant to extension of completion period on account of extension of Bank Guarantee charges & insurance policies.	M/s Texmaco Rail & Engineering Ltd.	Others	20849633			20849633	6809645		14039988	20849633		There is no mechanism to accept the claim in the contract agreement. The claim shall be accepted by competent authority as per policy after examination of Standing	The Standing Committee was constituted for evaluation of the Claim. The contractor has submitted relevant documents towards extension of insurance policies only. Accordingly the standing Committee has evaluated the claim against the extension of Insurance policies and recommended Rs. 68,09,645/- against claim of Rs.73,48,675/-M/s Texmaco has been intimated vide Letter Dated :26.09.2014 and further on 18.11.2014 for submission of consolidated cost compensation proposal. Again letter has been issued on 15.06.2015 to submit consolidated cost compensation claim for time extension upto 16.06.2014. Again letter has been sent on 28.09.2015. The reply from M/s Texmaco Ltd. is awaited.
10	Differential Excise duty & Interest Claim for delayed payments	M/s Millinium Cements Co. Pvt. Ltd.	Others	6089314			6089314			6089314	6089314		No claim is acceptable/payable as payment is already released as per terms & conditions of the supply order..	The M/s Millinium Cement Co. Pvt. Ltd. has made a application to "The Chairperson, West BENGAL State Micro & Small Enterprise Facilitation Council, Kolkata for resolving the issue. The Director of Micro & Small Scale enterprises has served a notice vide Memo No: D/78/2014 Dated : 11.02.2014 for appearing before the council for conciliation and representative of the Power Station had attended the meeting. The next date of hearing has not yet been intimated to the Power Station.
SUB TOTAL				36531375	0	9592428	26938947	6809645	0	20129302	26938947			
SUB TOTAL- CAPITAL WORKS (A)				5142220063	244456288	903680573	4482995778	1017761349	0	3465234430	4482995779			
B. LAND COMPENSATION CASES														
NIL														
SUB TOTAL- LAND COMPENSATION CASES (B)														
C. DISPUTED TAX MATTERS														



Sr. No.	Particulars	Name of Party/Work	Category of Agency (a: Central Govt. departments, b: State Govt. departments or Local Bodies, c: CPSEs, d: Others)	Opening Amount of claim as on 01.04.2016	Addition of claim during the period on account of new claims/updates of old claims	Settlement/adjustment of claim during the period	Closing balance of claim as on 31.03.2017	Amount of claim where outflow is probable & reliable estimate can be made (Provision made in Books of A/cs)	Amount of claim where no Probability of outflow & Claim neither Recognised as Provision nor Disclosed as Contingent Liability	Possible Outflow / No Reliable Estimate can be made (shown as Contingent Liability)	Total	Likely Reimbursement to be Made by Third Party	Reasons For Non-Acceptance	Present Status
	1	2	3	4	5	6	(4+5-6)=7	8	9	10	(8+9+10)=11 (figure in column 7 & 11 must be equal)	12	13	14
11	Consumption Tax (2003-04)	A.C.S.T, WB Sales Tax Department	State Govt. Departments	234503			234503			234503	234503		Taxation Tribunal declared imposition of consumption tax as ultra virus and consequential demands were set aside.	The west Bengal Taxation Tribunal, Kolkata had passed the judgement in favour of NHPC on the ground that imposition of Consumption Tax by the state is Ultra Virus and against Constitutional Law. The State has filed the revision case and stay of order before Hon'ble High Court, Calcutta against the judgement of the West Bengal Taxation Tribunal. NHPC is respondent in this case. Hence NHPC can not pursue at its own for enlistment of case which is pending for hearing.
12	Consumption Tax (2004-05)	A.C.S.T, WB Sales Tax Department	State Govt. Departments	96951			96951			96951	96951		Taxation Tribunal declared imposition of consumption tax as ultra virus and consequential demands were set aside.	The west Bengal Taxation Tribunal, Kolkata had passed the judgement in favour of NHPC on the ground that imposition of Consumption Tax by the state is Ultra Virus and against Constitutional Law. The State has filed the revision case and stay of order before Hon'ble High Court, Calcutta against the judgement of the West Bengal Taxation Tribunal. NHPC is respondent in this case. Hence NHPC can not pursue at its own for enlistment of case which is pending for hearing.
13	Consumption Tax (2005-06)	A.C.S.T, WB Sales Tax Department	State Govt. Departments	231925			231925			231925	231925		Taxation Tribunal declared imposition of consumption tax as ultra virus and consequential demands were set aside.	The west Bengal Taxation Tribunal, Kolkata had passed the judgement in favour of NHPC on the ground that imposition of Consumption Tax by the state is Ultra Virus and against Constitutional Law. The State has filed the revision case and stay of order before Hon'ble High Court, Calcutta against the judgement of the West Bengal Taxation Tribunal. NHPC is respondent in this case. Hence NHPC can not pursue at its own for enlistment of case which is pending for hearing.
14	Disputed Sales Tax Demand(2004-05)	A.C.S.T, WB Sales Tax Department	State Govt. Departments	1735120			1735120	1735120			1735120		Material issued to contractor treated as Deemed sale which is not accepted.	Revision case no. RN-1002/ 2009 pending before the Hon'ble West Bengal Taxation Tribunal, Kolkata. Against the direction of the Hon'ble Tribunal on 15.02.2011, the State Government (Finance Department) so far did not file Affidavit-in-reply and therefore it is still pending. The Tribunal was pleased to grant stay of the appeal cases pending before the Sr. Joint Commissioner, Siliguri Circle in respect of assessment under sales tax and hence appeal are all abiding by the said order. The last hearing was fixed on 12.11.2014 which was attended by our empaneled advocate along with concerned officer. The next date of hearing has not yet been fixed.
15	Disputed Sales Tax Demand(2005-06)	A.C.S.T, WB Sales Tax Department	State Govt. Departments	14382607			14382607	14382607			14382607		Material issued to contractor treated as Deemed sale which is not accepted.	Revision case no. RN-1002/ 2009 pending before the Hon'ble West Bengal Taxation Tribunal, Kolkata. Against the direction of the Hon'ble Tribunal on 15.02.2011, the State Government (Finance Department) so far did not file Affidavit-in-reply and therefore it is still pending. The Tribunal was pleased to grant stay of the appeal cases pending before the Sr. Joint Commissioner, Siliguri Circle in respect of assessment under sales tax and hence appeal are all abiding by the said order. The last hearing was fixed on 12.11.2014 which was attended by our empaneled advocate along with concerned officer. The next date of hearing has not yet been fixed.
16	Disputed Sales Tax Demand(2006-07)	A.C.S.T, WB Sales Tax Department	State Govt. Departments	49912639			49912639	49912639			49912639		Material issued to contractor treated as Deemed sale which is not accepted.	Revision case no. RN-1002/ 2009 pending before the Hon'ble West Bengal Taxation Tribunal, Kolkata. Against the direction of the Hon'ble Tribunal on 15.02.2011, the State Government (Finance Department) so far did not file Affidavit-in-reply and therefore it is still pending. The Tribunal was pleased to grant stay of the appeal cases pending before the Sr. Joint Commissioner, Siliguri Circle in respect of assessment under sales tax and hence appeal are all abiding by the said order. The last hearing was fixed on 12.11.2014 which was attended by our empaneled advocate along with concerned officer. The next date of hearing has not yet been fixed.



Sr. No.	Particulars	Name of Party/Work	Category of Agency (a: Central Govt. departments, b: State Govt. departments or Local Bodies, c: CPSEs, d: Others)	Opening Amount of claim as on 01.04.2016	Addition of claim during the period on account of new claims/updates of old claims	Settlement/adjustment of claim during the period	Closing balance of claim as on 31.03.2017	Amount of claim where outflow is probable & reliable estimate can be made (Provision made in Books of A/cs)	Amount of claim where no Probability of outflow & Claim neither Recognised as Provision nor Disclosed as Contingent Liability	Possible Outflow / No Reliable Estimate can be made (shown as Contingent Liability)	Total	Likely Reimbursement to be Made by Third Party	Reasons For Non-Acceptance	Present Status
1	2	3	4	5	6	(4+5-6)=7	8	9	10	(8+9+10)=11 (figure in column 7 & 11 must be equal)	12	13	14	
17	Disputed Sales Tax Demand(2007-08)	A.C.S.T, WB Sales Tax Department	State Govt. Departments	34811193			34811193	34811193			34811193		Material issued to contractor treated as Deemed sale which is not accepted.	Revision case no. RN-1002/ 2009 pending before the Hon'ble West Bengal Taxation Tribunal,Kolkata.Against the direction of the Hon'ble Tribunal on 15.02.2011, the State Government(Finance Department) so far did not file Affidavit-in-reply and therefore it is still pending. The Tribunal was pleased to grant stay of the appeal cases pending before the Sr. Joint Commissioner, Siliguri Circle in respect of assessment under sales tax and hence appeal are all abiding by the said order. The last hearing was fixed on 12.11.2014 which was attended by our empaneled advocate along with concerned officer. The next date of hearing has not yet been fixed.
18	Disputed Sales Tax Demand(2008-09)	A.C.S.T, WB Sales Tax Department	State Govt. Departments	16660642			16660642	16660642			16660642		Material issued to contractor treated as Deemed sale which is not accepted.	Appeal case arising out of an order passed by the Joint Commissioner, Sales Tax, Siliguri Charge under sales tax Act for the assessment period 4 Q.E. 31.03.2009 is pending before the Sr. Joint Commissioner, Siliguri Circle.
19	Disputed Sales Tax Demand(2009-10)	A.C.S.T, WB Sales Tax Department	State Govt. Departments	15922326			15922326	15922326			15922326		Material issued to contractor treated as Deemed sale which is not accepted.	Revision petition has been filed before West Bengal Appellate & Revisional Board, Kolkata. The date of hearing is not yet fixed.
20	Disputed Sales Tax Demand(2010-11)	A.C.S.T, WB Sales Tax Department	State Govt. Departments	13545216		1460401	12084815	12084815			12084815		Material issued to contractor treated as Deemed sale which is not accepted.	Appeal case arising out of an order passed by the Joint Commissioner, Sales Tax, Siliguri Charge under sales tax Act for the assessment period 4 Q.E. 31.03.2011 is pending before the Sr. Joint Commissioner, Siliguri Circle.
21	Disputed Sales Tax Demand(2011-12)	Joint Commissioner Sales Tax, WB Sales Tax Department	State Govt. Departments	21380081		2689	21385392	21385392			21385392		Material issued to contractor treated as Deemed sale which is not accepted.	Appeal case arising out of an order passed by the Joint Commissioner, Sales Tax, Siliguri Charge under sales tax Act for the assessment period 4 Q.E. 31.03.2012 is pending before the Sr. Joint Commissioner, Siliguri Circle.
22	Disputed Sales Tax Demand(2012-13)	Joint Commissioner Sales Tax, WB Sales Tax Department	State Govt. Departments	27350978			27350978			27350978	27350978		Tax imposed on Contractual Transfer Price and disallowance of ITC is not	Power station has filed review petition vide letter No. NHPG/TLD-III PS/15-16/Camp Siliguri Dt. 26.08.2015 before Joint Commissioner of Sales Tax, Siliguri Charge. Date of hearing not yet been intimated.
23	Entry Tax	Commercial Tax Officer Siliguri	State Govt. Departments	0	1451003	0	1451003			1451003	1451003		Department has only work out the figures for FY 2013-14 amounting to Rs. 112773 including interest. No Demand has been raised as per Letter dated 30.06.2016. However, entry tax calculation for FY upto 31.03.2017 has been done and shown under Contingent Liability.	Department has only work out the figures for FY 2013-14 amounting to Rs. 112773 including interest. No Demand has been raised as per Letter dated 30.06.2016. However, entry tax calculation for FY upto 31.03.2017 has been done and shown under Contingent Liability.
SUB TOTAL- DISPUTED TAX MATTERS (C)				196272181	1451003	1463090	196260094	166894734	0	29365360	196260094			
D OTHER CASES														
NIL														
SUB TOTAL- OTHER CASES (D)				0	0	0	0	0	0	0	0			
GRAND TOTAL (A+B+C+D)				5338492244	245907291	905143663	4679255872	1184656083	0	3494599790	4679255873	0		



Manoj Kumar Barwal
 Managing Director (F)
 नमो प्रबन्धक (वित्त) / N.H.P.C LTD.
 टि.एल.डी. पी.ए.सी. / TLD III PS, Rambli
 पो. रियाग, जिला-938329
 नमो प्रबन्धक (वित्त) / N.H.P.C LTD.

527

Debjit Chattopadhyay
 General Manager
 डी. चट्टोपाध्याय/D. Chattopadhyay
 महप्रबन्धक/General Manager
 नमो प्रबन्धक (वित्त) / N.H.P.C LTD.

Note: Category of agencies are Central Govt. departments, State Govt. departments or Local Bodies, CPSEs and Others.

Summary of contingent liabilities

(Amount in Rs.)

Particulars	Opening Amount of claims as on 01.04.2016	Addition of claims during the year on account of new claims/ updation of old claims	Settlement/ Adjustment of claims	Closing balance of claims as on 31.03.2017	Upto date Provision made in books against claims	Upto date Amount for which no probability of outflow (neither provision nor Contingent Liabilities)	Possible outflow/ No Reliable estimate can be made (shown as Contingent Liability) as on 31.03.2017	Opening amount of Contingent Liabilities as on 01.04.2016	Addition to the amount of Contingent Liabilities during the year
(1)	(2)	(3)	(4)	(5)=(2+3-4)	(6)	(7)	(8)=(5-6-7)	(9)	(10)=(8-9)
A) Capital works									
i) Capital works- Arbitration awards challenged in courts or other legal forums	3542841584	239949634	894088145	2888703073	993432930	0	1895270143	2549408653	-654138510
ii) Capital works – Claim under arbitrations	1562847104	4506654	0	1567353758	17518773	0	1549834985	1545328331	4506654
iii) Capital works - claims pending with Management	36531375	0	9592428	26938947	6809645	0	20129302	29721730	-9592428
B) Land compensation cases	-	-	-	-	-	-	-	-	-
C) Disputed tax matters	196272181	1451003	1463090	196260094	166894734	0	29365360	27914357	1451003
D) Others	-	-	-	-	-	-	-	-	-
Total	5338492244	245907291	905143663	4679255872	1184656082	-	3494599790	4152373071	-657773281

Note:- Individual case wise detail needs to be given in the Annexure-X enclosed.



528

प्रबन्धक
Manoj Kumar Barnwal
Manager (F)
एन.एच.पी.सी. लि. (NHPC) LTD.
टि०एल०डी० पी० एस०, रम्बी (TLD) P.S. Rambhi
पो० रियांग, दार्जिलिग-734329
P.O. Reang, Darjeeling (W.B.) 734321

Debjit Chattopadhyay
जी. व्ही. चट्टोपाध्याय / J. Chattopadhyay
General Manager
महानदी प्रकल्प / General Manager
टीस्ता लो डैम-III पावर स्टेशन, रम्बी
Teesta Low Dam-III Power Station, Rambhi


Summary of contingent liabilities-Agency Wise


(Amount in Rupees)

Agency wise	Opening Amount of claims as on 01.04.2016	Addition of claims during the year on account of new claims/ updation of old claims	Settlement/ Adjustment of claims	Closing balance of claims as on 31.03.2017	Upto date Provision made in books against claims	Upto date Amount for which no probability of outflow (neither provision nor Contingent Liabilities)	Possible outflow/ No Reliable estimate can be made (shown as Contingent Liability) as on 31.03.2017	Opening amount of Contingent Liabilities as on 01.04.2016	Addition to the amount of Contingent Liabilities during the year
(1)	(2)	(3)	(4)	(5)=(2+3-4)	(6)	(7)	(8)=(5-6-7)	(9)	(10)=(8-9)
Central Govt. departments									
State Govt. departments or Local Bodies	196272181	1451003	1463090	196260094	166894734	0	29365360	27914357	1451003
CPSEs									
Others	5142220063	244456288	903680573	4482995778	1017761348	0	3465234430	4124458714	-659224284
Total	5338492244	245907291	905143663	4679255872	1184656082	-	3494599790	4152373071	-657773281

Note:- Individual case wise detail needs to be given in the Annexure-X enclosed.

529


Manoj Kumar Barnwal
 प्रबन्धक (F) / Manager (F)
 एन.एच.पी.सी. लि. / N.H.P.C. LTD.
 टि०एल०डी० पी एम, रम्बी / TLD III PS, Rambi
 पो० रियांग, दार्जिलिग-७३४३२९
 P.O. Reang, Darje (W.B.) 734321


Debajit Chattopadhyay
 प्रबन्धक / General Manager
 टीएलडीपीएम/ D. Chattopadhyay
 प्रबन्धक / General Manager
 तेस्ता लो डैम-III पावर स्टेशन, रम्बी
 Teesta Low Dam-III Power Station, Rambi

NHPC LIMITED
Teesta Low Dam -III Power Station

CAPITAL COMMITMENT AS ON 31.03.2017

ANNEX-4- TO NOTE-31

S.No.	Description	Party	Currency	Award Value	Amended Value	Workdone		Total Payments and Liability	Estimated Amt of Contract Remaining	Exchange Rate	INR Amount
						Running Account Payments	Liability/Provisions				
Major Works											
1	Civil Works for Barrage and PH	M/S Patel Engineering Ltd.	INR	228160000	4502102318	4499875218	0	4499875218	2227100	1.0000	2227100
2	Civil Works for Barrage and PH	M/S Patel Engineering Ltd.	USD	2300000	3241918	3240664.45	0	3240664	1253.55	65.600	82233
3	EM Works-First Contract-Onshore	M/S Andritz Hydro Pvt. Ltd.	INR	1681734267	2417276828	2387344907	0	2387344907	29931921	1.0000	29931921
4	EM Works-Second Contract	M/S Andritz Hydro Pvt. Ltd.	INR	260931801	376095063	364802169	8768050	373570219	2524844	1.0000	2524844
5	HM Works-First Contract	M/S TEXMACO	EURO	2954108	2669497	2161495.35	95092.9	2256588.25	412908.75	70.360	29052290
6	HM Works-First Contract	M/S TEXMACO	INR	521174660	580272275	542689031	22436689	565125720	15146555	1.0000	15146555
7	HM Works-Second Contract	M/S TEXMACO	INR	88494768	98205773	89605680	6010685	95616365	2589408	1.0000	2589408
Other Civil Works											
8	Construction of Silt Lab and Transit Room at U/S Barrage of Cellular Wall	M/S Navin Lama, Kalimpong	INR	6883808	6883808	381334	1219602	5032736	1851072	1.0000	1851072
9	Construction of Slope Protection at Right bank of Reservoir from 80Mtr. Upstream of Old Teesta Bridge on Right Bank of Reservoir at TLD-III PS.	M/S Jai Jalandhar & Co.	INR	1286041	1286041	780709	451341	1232050	53991	1.0000	53991
10	Channelization of Railey Khola by excavation / filling of required area along with construction of earth retaining structure of Downstream of Barrage of TLD-III P.S.	M/S C.B. Chettri, Sigbel, East Sikkim	INR	20216595	20216595	10969469	1061215	12030684	8185911	1.0000	8185911
11	Supply, Errection, Testing & Commissioning of 33/ 11 KV, 2 x 2 MVA Sub-station including errection of the 11 kv line from control room to P.H.	M/S Srinivas Agarwal, Silliguri	INR	18011012	18011012	17045137		17045137	965875	1.0000	965875
12	Procurement of one No. Runner Hub with HP-HVOF Coating of Kaplan Turbine alongwith its operating mechanism, cone, servomotor, linkages, levers excluding runner blades for TLD-III PS.	M/S Andritz Hydro (P) Ltd.	INR	64800000	64800000	6400000	0	6400000	58400000	1.0000	58400000
13	Purchase of 3 Phase , two source relay testing Kit	M/S Syselec Technologies (P) Ltd.	INR	29,10,000	2910000	0	0	0	2910000	1.0000	2910000
14	Purchase of "SIEMENS" Make Spare C-4 & C-5 (CP2017) Card of AK 1703 Rack of SCADA System installed at P.H. of TLD-III PS.	M/S Brahamaputra Commerce and Trade, Sivasagar, Assam.	INR	170000	170000	20000	0	20000	150000	1.0000	150000
15	Purchase of ELIN make Relay for P.H. of TLD-III PS.	M/S Andritz Hydro (P) Ltd., Palwal (Haryana)	INR	3460048	3460048	0	0	0	3460048	1.0000	3460048
16	Supply of BDV TEST Set	M/S Syselec Technologies (P) Ltd.	INR	1055914	1055914	0	0	0	1055914	1.0000	1055914
17	Supply and Installation of DTT	M/S Kobol Industries (P) Ltd.	INR	4872660	4872660	0	0	0	4872660	1.0000	4872660
18	Purchase of Microsoft Application/ OS Software License (TBIP)	M/S Corporate Infotech (P) Ltd.	INR	123437	123437	0	0	0	123437	1.0000	123437
19	Purchase of A.C. for VIP Guest House, at Sector-F	M/S Taniya & Co. Silliguri	INR	42300	42300	0	0	0	42300	1.0000	42300
SUB-TOTAL											163625558
											In Crores
											16.36

Total Capital Commitment as on 31.03.2017 16.36



(Signature)
MANOJ KUMAR BARNWAL
MANAGER (F)

प्रबन्धक (वित्त) Manager (F)
एन.एच.पी.सी. लि. /N.H.P.C LTD.
टि०एल०डी० पी एस, रम्बी /TLD III PS, Rambi
पो० रियांग, दार्जिलिंग-७३४३२९
P.O. Reang, Darjeeling (W.B.) 734321


(Signature)
DEBAJIT CHATTOPADHYAY
MANAGER (F)
डी. चट्टोपाध्याय/D. Chattopadhyay
महाप्रबन्धक/General Manager
तीस्ता लो डैम-III पावर स्टेशन, रम्बी
Teesta Low Dam-III Power Station, Rambi




NAME OF THE UNIT
DETAILS OF CONTINGENT ASSETS AS ON 31.03.2017

Amount in Rupees

Sr. No.	Particulars	Name of Party/Work	Opening Amount of claim as on 01.04.2016	Addition of claims during the period on account of new claims/updation of old claims	Settlement/ Adjustments during the period	Closing balance of claim as on 31.03.2017	Up to date Amount of claim where inflow is probable disclosed as Contingent asset	Amount of claim where no Probability of inflow (not disclosed as contingent asset)	Total	Present Status
	1	2	3	4	5	(3+4-5)=6	7	8	(7+8)=9 (figure in column 6 & 9 must be equal)	10
A. COUNTER CLAIMS LODGED BY THE COMPANY										
1	NIL	NIL	NIL	NIL	NIL	NIL	NIL	NIL	NIL	NIL
2										
3										
	SUB TOTAL- (A)		0	0	0	0	0	0	0	0
B. Surcharge billed on debtors										
	SUB TOTAL- (B)									
C. Revenue to the extent not recognised in respect of power stations										
	SUB TOTAL- (C)		0	0	0	0	0	0	0	0
D. Other Cases- (if any)-specify										
1										
2										
3										
	SUB TOTAL- OTHER CASES (D)		0	0	0	0	0	0	0	0
	GRAND TOTAL (A+B+C+D)		0	0	0	0	0	0	0	0


Manoj Kumar Barnwal
Manager (F)

प्रबन्धक (वित्त) Manager (F)
एन.एच.पी.सी.लि./N.H.P.C LTD.
टि०एल०डी० पी एस, रम्बी /TLD III PS, Rambi
पो० रियांग, दार्जिलिंग-७३४३२९
P.O. Reang, Darjeeling (W.B.) 734321



Debajit Chattopadhyay
General Manager

डी. चट्टोपाध्याय/D. Chattopadhyay
महाप्रबन्धक/General Manager
तीस्ता लो डैम-III पावर स्टेशन, रम्बी
Teesta Low Dam-III Power Station, Rambi



Detail of Transactions and Balances with Related Parties

		Transaction For the Year 2016-17/ Opening Balances as at 01.04.2016 and closing Balances as at 31st March 2017					Transaction For the Year 2015-16/ Opening Balances as at 01.04.2015 and closing Balances as at 31st March 2016																
		Central Government	Other entities Controlled by the Central Government e.g. Transactions with CPSUs (CPSU wise detail to be provided)				State Government				Central Government	Other entities Controlled by the Central Government e.g. Transactions with CPSUs (CPSU wise detail to be provided)				State Government							
			BHEL	IOCL	SAIL	PGCIL	TOTAL		J&K	Madhya Pradesh	Uttar Pradesh	Manipur		BHEL	IOCL	SAIL	PGCIL	TOTAL		J&K	Madhya Pradesh	Uttar Pradesh	Manipur
A)	Transactions in the Ordinary Course of Business						0											0					
1	Purchase of Goods :						0											0					
(i)	Opening Balance (Payable)						0											0					
	Add: Transactions (Purchase) during the year						0											0					
	Less: Amount Paid during the year						0											0					
	Closing Balance						0											0					
(ii)	Opening Balance (Advances Recoverable)						0											0					
	Add: Released during the year						0											0					
	Less:- Adjusted during the year						0											0					
	Closing Balance						0											0					
(iii)	Nature of Advance-Secured/Unsecured						0											0					
(iv)	Outstanding value of Bank Guarantees & Collaterals received against above advance						0											0					
							0											0					
2	Sale of Goods :						0											0					
(i)	Opening Balance (Receivable)						0											0					
	Add: Transactions (Sold) during the year						0											0					
	Less:- Amount Received during the year						0											0					
	Closing Balance						0											0					
							0											0					
3	Purchase of Assets/Property						0											0					
(i)	Opening Balance (Payable)						0											0					
	Add: Transactions (Purchase) during the year						0											0					
	Less:- Amount Paid during the year						0											0					
	Closing Balance						0											0					
							0											0					
(ii)	Opening Balance (Advances Recoverable)						0											0					
	Add: Released during the year						0											0					
	Less:- Adjusted during the year						0											0					
	Closing Balance						0											0					
(iii)	Nature of Advance-Secured/Unsecured						0											0					
(iv)	Guarantees & Collaterals received against above advance						0											0					
							0											0					
4	Sale of Assets/Property						0											0					
	Opening Balance (Receivable)						0											0					
	Add: Transactions (Sold) during the year						0											0					
	Less:- Amount Received during the year						0											0					
	Closing Balance						0											0					
							0											0					



Note No. -35: First Time adoption of IND AS

Transition from IGAAP to IND AS


These financial statements, for the year ended 31st March, 2017, are the first the Company has prepared in accordance with Ind AS. For periods upto and including the year ended 31 March, 2016, the Company prepared its financial statements in accordance with IGAAP, including accounting standards notified under the Companies (Accounting Standards) Rules, 2006 (as amended).

The accounting policies set out in Note No. 1 have been applied in preparing the financial statements for the year ended 31 March 2017, the comparative information presented in these financial statements for the year ended 31 March 2016 and in the preparation of an opening Ind AS Balance Sheet at 1 April 2015 (date of transition). In preparing its opening Ind AS Balance Sheet, the company has adjusted the amounts reported previously in financial statements prepared in accordance with the accounting standards notified under Companies (Accounting Standards) Rules, 2006 (as amended) and other relevant provisions of the Act (previous GAAP or Indian GAAP). An explanation of how the transition from previous GAAP to Ind AS has affected the group's financial position, financial performance and cash flows is set out in the following tables and notes.

A. Exemptions and exceptions availed: Set out below are the applicable Ind AS 101 optional exemptions and mandatory exceptions applied in the transition from previous GAAP to Ind AS.

i) Optional exemptions:

- a) **Deemed Cost for Property, Plant & Equipment, Investment Property and Intangible Assets:** The Company has availed exemption under para D7AA of appendix C to IND AS 101 which permits a first time adopter to continue with the carrying values for its Property, Plant & Equipment, Investment Property and Intangible Assets as at the date of transition to IND ASs measured as per previous GAAP.
- b) **Long Term Foreign Currency Monetary Items:** Para D13AA of appendix C to Ind AS 101 permits a first time adopter to continue the policy adopted for exchange differences arising from translation of long term foreign currency monetary items recognised in the financial statements for the period ended immediately before the beginning of the first Ind AS financial reporting period as per previous GAAP. The company has availed the exemption under Para D13AA and has continued to apply the accounting policy earlier adopted for accounting of exchange differences arising on restatement of long-term foreign currency monetary items recognised till 31.03.2016.
- c) **Designation of previously recognised financial instruments:** Para D19 of Ind AS 101 allows an entity to designate investment in equity instruments at Fair value through Other Comprehensive Income (FVTOCI) on the basis of the facts and circumstances that exist at the date of transition to Ind AS. Accordingly company



has elected to avail the exemption and designate its investment in equity instruments at Fair value through Other Comprehensive Income (FVTOCI).

- d) **Fair value measurement of financial assets or financial liabilities at initial recognition:** Para D20 of Ind AS 101 permits prospective application of requirements of IND AS 109 to transactions entered into on or after date of transition. The company has availed the exemption for fair value measurement of financial assets and financial liabilities prospectively.
- c) **Investment in Subsidiaries and joint ventures:** Para D15 of Ind AS 101 allows an entity to measure investment in subsidiaries, joint ventures and associates at previous GAAP carrying amount at the date of transition to Ind AS. The Company has availed the exemption with regard to measuring the investment in subsidiaries and joint venture as at date of transition at deemed cost which is previous GAAP carrying amount at that date.
- d) **Leases:** Appendix C to Ind AS 17- Leases requires an entity to assess whether a contract or arrangement contains a lease. In accordance with Ind AS 17, the assessment should be carried out at the inception of the contract or arrangement. Para D9 of Ind AS 101 provides an option to make this assessment on the basis of facts and circumstances existing at the date of transition to Ind AS, except where the effect is expected to be not material. The Company has elected to apply this exemption for such arrangements/contracts based on the conditions in place as at the date of transition.

ii) Mandatory exceptions:

- a) **Estimates:** An entity's estimates in accordance with Ind ASs at the date of transition to Ind AS shall be consistent with estimates made for the same date in accordance with the previous GAAP (after adjustment to reflect any difference in accounting policies), unless there is objective evidence that those estimates were in error.

Ind AS estimates as at 1st April 2015 are consistent with the estimates as at the same date made in conformity with previous GAAP. The company made estimates for the following items in accordance with Ind AS at the date of transition as these were not required under previous GAAP:

- All assets and liabilities have been classified into financial assets/liabilities and non-financial assets/liabilities.
- Investments in Equity instruments carried at Fair Value through Other Comprehensive Income (FVTOCI).
- Investment in debt instruments carried at FVTOCI.
- Fair valuation of loans to employee such as house building advance, car advance, computer advance and scooter advance using discounted cash flow method. The interest rates used for valuing the above advances for income tax purpose have been used as the discount rate.



- Non-current interest free financial liabilities like Retention money/ security deposit have been fair valued using discounted cash flow method. The weighted average cost of debt of the company for FY 2014-15 has been used as discount rate.
- b) **Classification and measurement of financial assets:** Ind AS 101 requires an entity to assess classification and measurement of financial on the basis of the facts and circumstances that exist at the date of transition to Ind AS. Consequently the company has classified and measured the (investment in debt instruments) on the basis of the facts and circumstances that exist at the date of transition to Ind AS
- c) **Government Loan:** Ind As 101 requires a first-time adopter to apply the requirements in Ind AS 109, *Financial Instruments*, and Ind AS 20, *Accounting for Government Grants and Disclosure of Government Assistance*, prospectively to government loans existing at the date of transition to Ind ASs. Consequently, if a first-time adopter did not, under its previous GAAP, recognise and measure a government loan at a below-market rate of interest, it shall use its previous GAAP carrying amount of the loan at the date of transition to Ind ASs as the carrying amount of the loan in the opening Ind AS Balance Sheet. An entity shall apply Ind AS 109 to the measurement of such loans drawn after the date of transition to Ind ASs. Consequently, the company has used its previous GAAP carrying amount of the loan at the date of transition to Ind AS as the carrying amount of the loan in the opening Ind AS Balance Sheet.

B) Reconciliations between previous GAAP and Ind AS:

Ind AS 101 requires an entity to reconcile equity and total comprehensive income for prior periods. **Appendix –I & II** to Note no. 35 represent the reconciliations from previous GAAP to Ind AS.

For Ray and Ray
Chartered Accountants
(Firm Regn No 301072E)

Asish Kumar Mukhopadhyay
(CA Asish Kumar Mukhopadhyay)

M. No. 056359
Partner

Date: 26/04/2015
Place: Siliguri



Manoj Kumar Barnwal
(Manoj Kumar Barnwal)

Head of Finance
प्रबन्धक (हेड) / Manager (F)
एन.एच.पी.सी. लि. / N.H.P.C. LTD.
टि०एल०डी० पी एस, रम्बी / TLD III PS, Rambhi
पो० रियांग, दार्जिलिंग-734329
P.O. Reang, Darjeeling (W.B.) 734321

Debajit Chattopadhyay
(Debajit Chattopadhyay)

General Manager
डी. चट्टोपाध्याय/D. Chattopadhyay
महाप्रबन्धक/General Manager
तीस्ता लो डैम-III पावर स्टेशन, रम्बी
Teesta Low Dam-III Power Station, Rambhi





Name of the Unit :

TLDP-III POWER STATION

Appendix-I to Note-35

(A) RECONCILIATION OF BALANCE SHEET

(Amount in ₹)

PARTICULARS	Note No.	As at 31st March, 2016			As at 01st April, 2015		
		Previous GAAP	Adjustments	IND AS	Previous GAAP	Adjustments	IND AS
ASSETS							
(1) NON-CURRENT ASSETS							
a) Property Plant & Equipment	2.1	15,92,69,05,903	30,32,688	15,92,99,38,591	16,76,09,19,289	-	16,76,09,19,289
b) Capital Work In Progress	2.2	6,31,27,706	-	6,31,27,706	2,52,44,075	-	2,52,44,075
c) Investment Property	2.3	-	-	-	-	-	-
d) Other Intangible Assets	2.4	34,38,70,404	-	34,38,70,404	26,91,83,902	-	26,91,83,902
e) Financial Assets							
i) Investments	3.1	-	-	-	-	-	-
ii) Loans	3.2	3,87,50,656	(2,64,648)	3,84,86,008	3,62,25,499	(79,58,077)	2,82,67,422
iii) Others	3.3	-	-	-	-	-	-
f) Other Non Current Assets	4	-	1,56,96,360	1,56,96,360	-	79,58,077	79,58,077
(2) CURRENT ASSETS							
a) Inventories	5	1,53,78,114	(30,60,000)	1,23,18,114	48,90,437	-	48,90,437
b) Financial Assets							
i) Investments	6	-	-	-	-	-	-
ii) Trade Receivables	7	-	-	-	-	-	-
iii) Cash & Cash Equivalents	8	2,41,673	-	2,41,673	4,09,408	-	4,09,408
iv) Bank balances	9	-	-	-	-	-	-
v) Loans	10	4,34,43,170	(3,31,43,446)	1,02,99,724	1,69,00,692	(81,21,471)	87,79,221
vi) Others	11	-	7,46,22,437	7,46,22,437	-	2,07,38,633	2,07,38,633
c) Current Tax Assets (Net)	12	-	-	-	-	-	-
d) Other Current Assets	13	7,67,20,654	(4,14,78,991)	3,52,41,663	2,11,11,519	28,14,550	2,39,26,069
TOTAL ASSETS		16,50,84,38,280	1,54,04,400	16,52,38,42,680	17,13,48,84,821	1,54,31,712	17,15,03,16,533
(3) Regulatory Deferral Account Debit Balances	14	-	-	-	-	-	-
Total assets and regulatory deferral account debit balances		16,50,84,38,280	1,54,04,400	16,52,38,42,680	17,13,48,84,821	1,54,31,712	17,15,03,16,533
EQUITY AND LIABILITIES							
(1) EQUITY							
(a) Equity Share Capital	15.1	-	-	-	-	-	-
(b) Other Equity	15.2	86,88,00,239	29,93,065	87,17,93,304	95,24,90,185	57,66,958	95,82,57,143
(2) LIABILITIES							
NON-CURRENT LIABILITIES							
a) Financial Liabilities							
i) Borrowings	16.1	-	-	-	-	-	-
ii) Trade Payables		-	-	-	-	-	-
Total outstanding dues of micro enterprises and small enterprises		-	-	-	-	-	-
Total outstanding dues of Creditors other than micro enterprises and small enterprises		-	-	-	-	-	-
iii) Other financial liabilities	16.2	-	-	-	-	2,75,52,927	2,75,52,927
b) Provisions	17	-	-	-	-	-	-
c) Deferred Tax Liabilities (Net)	18	-	-	-	-	-	-
d) Other non-current Liabilities	19	-	-	-	-	-	-
(3) CURRENT LIABILITIES							
a) Financial Liabilities							
i) Trade Payables	20.1	3,74,13,382	(16,62,958)	3,57,50,424	5,87,68,924	-	5,87,68,924
Total outstanding dues of micro enterprises and small enterprises		-	-	-	-	-	-
Total outstanding dues of Creditors other than micro enterprises and small enterprises		-	-	-	-	-	-
ii) Other financial liabilities	20.2	-	23,11,60,521	23,11,60,521	-	29,86,08,685	29,86,08,685
b) Other Current Liabilities	21	24,61,97,138	(23,25,17,940)	1,36,79,198	33,81,72,038	(33,19,28,570)	62,43,468
c) Provisions	22	1,12,40,25,451	1,54,31,712	1,13,94,57,163	1,03,04,81,673	1,54,31,712	1,04,59,13,385
d) Current Tax Liabilities (Net)	23	-	-	-	-	-	-
(4) FUND FROM C.O.	15.3	14,23,20,02,070	-	14,23,20,02,070	14,75,49,72,001	-	14,75,49,72,001
TOTAL EQUITY & LIABILITIES		16,50,84,38,280	1,54,04,400	16,52,38,42,680	17,13,48,84,821	1,54,31,712	17,15,03,16,533



537





Name of the Unit : TLDP-III POWER STATION
(B) RECONCILIATION OF TOTAL COMPREHENSIVE INCOME

(Amount in ₹)

PARTICULARS	Note No.	For the Year ended 31st March, 2016		
		Previous GAAP	Adjustments	IND AS
INCOME				
i) Revenue from Operations	24	3,43,76,06,481	-	3,43,76,06,481
ii) Other Income	25	4,25,27,581	6,88,69,139	11,13,96,720
TOTAL INCOME		3,48,01,34,062	6,88,69,139	3,54,90,03,201
EXPENSES				
i) Generation and Other Expenses	26	35,68,97,065	6,88,69,139	42,57,66,204
ii) Employee Benefits Expense	27	38,59,97,914	-	38,59,97,914
iii) Finance Cost	28	84,52,94,999	27,46,581	84,80,41,580
iv) Depreciation & Amortization Expense	29	98,56,64,322	27,312	98,56,91,634
TOTAL EXPENSES		2,57,38,54,300	7,16,43,032	2,64,54,97,332
Prior Period Items		3,74,79,523	(3,74,79,523)	
Profit before Exceptional Items, Rate Regulated Activities and Tax		86,88,00,239	(27,73,893)	90,35,05,869
Exceptional Items		-	-	-
PROFIT BEFORE TAX		86,88,00,239	3,47,05,630	90,35,05,869
Tax Expenses	30			
i) Current Tax		-	-	-
ii) Adjustments relating to earlier years		-	-	-
iii) Deferred Tax		-	-	-
Total Tax Expenses		-	-	-
PROFIT FOR THE YEAR BEFORE NET MOVEMENTS IN REGULATORY DEFERRAL ACCOUNT BALANCES		86,88,00,239	3,47,05,630	90,35,05,869
Movement in Regulatory Deferral Account Balances	31	-	-	-
Impact of Tax on Regulatory Deferral Accounts		-	-	-
Movement in Regulatory Deferral Account Balances (Net of Tax)		-	-	-
PROFIT FOR THE YEAR AND NET MOVEMENTS IN NET MOVEMENTS IN REGULATORY DEFERRAL ACCOUNT BALANCES.		86,88,00,239	3,47,05,630	90,35,05,869
Profit for the year from continuing operations		86,88,00,239	3,47,05,630	90,35,05,869
Profit from discontinued operations		-	-	-
Tax expense of discontinued operations		-	-	-
Profit from discontinuing operations after tax		-	-	-
II OTHER COMPREHENSIVE INCOME				
A (i) Items that will not be reclassified to profit or loss				
- Remeasurements of the defined benefit plans		-	-	-
Less: Income Tax on remeasurements of the defined benefit plans		-	-	-
- Equity Investment		-	-	-
Less: Income Tax on Equity Investment		-	-	-
B (i) Items that will be reclassified to profit or loss				
- Investment in Debt Instruments		-	-	-
Less: Income Tax on investment in Debt Instruments		-	-	-
Other Comprehensive Income (A+B)		-	-	-
TOTAL COMPREHENSIVE INCOME FOR THE YEAR (I+II)		86,88,00,239	3,47,05,630	90,35,05,869



प्रबन्धक (चिन्ता) Manager (F)
 एन.एच.पी.सी. लि. / N.H.P.C. LTD.
 टि.एल.डी. पी.एस. रम्बी / TLD III P.S. Rambi
 पो. रियांग, दार्जिलिंग-734329
 Telex: 1734321

डी. चट्टोपाध्याय/D. Chattopadhyay
 महाप्रबन्धक/General Manager
 तीस्ता लो डैम-III पावर स्टेशन, रम्बी
 Telex: 1734321



538

Appendix-II to Note-35

TLDP-III POWER STATION

(A) RECONCILIATION STATEMENT OF TOTAL EQUITY

(Amount in ₹)

Particulars	31st March 2016	1st April 2015
Total Equity (Shareholder's Fund) as per Previous GAAP	86,88,00,239	95,24,90,185
Adjustments :		
Impact of arrangements/contracts containing a lease	-	-
Fair valuation of Investments	-	-
Fair valuation of Financial Assets and Financial liabilities other than investments	30,20,377	57,66,958
Rebate to Customers (Upfront Provision)	-	-
Discounting of Provisions	-	-
Proposed Dividend	-	-
Rectification of Depreciation	-	-
Investments-adjustment of premium/discount on acquisition	-	-
Remeasurement of defined Benefit plan-Tax effect	-	-
Change in policy for recognition of Property, Plant & Equipment (PPE)	-27,312	-
Tax effect of adjustments	-	-
	29,93,065	57,66,958
Total equity as per IND AS	87,17,93,304	95,82,57,143

(B) RECONCILIATION STATEMENT OF TOTAL COMPREHENSIVE INCOME

(Amount in ₹)

Particulars	31st March 2016
Profit after tax as per Previous GAAP	86,88,00,239
Adjustments:	
Impact of arrangements/contracts containing a lease	-
Fair valuation of Financial Assets and Financial liabilities other than investments	-27,46,581
Investments-adjustment of premium/discount on acquisition	-
Rebate to Customers (Upfront Provision)	-
Discounting of Provisions	-
Change in policy for recognition of Property, Plant & Equipment (PPE)	-27,312
Impact of Prior Period expenses transferred to Opening reserves	3,74,79,523
Remeasurement of defined Benefit plan	-
Tax effect of adjustments	-
Total Adjustments	3,47,05,630
Profit after tax as per IND AS	90,35,05,869
Other comprehensive income	-
Total comprehensive income	90,35,05,869



539



प्रबन्धक (F)
एन.एच.पी.सी. लि. / N.H.P.C. LTD.
टि०एल०डी० पी एम्बली
पो० रियांग, ताजिलिंग-७३४३२९

डी. चट्टोपाध्याय/D. Chattopadhyay
महाप्रबन्धक/General Manager
तीस्ता सी डी पी पावर स्टेशन, राप्ती

Name of unit: Teesta Low Dam III Power Station TLDP-III POWER STATION
 Entries relating to prior period passed through natural head or accounts relating to income & expenditure, Assets & Liabilities during period ended 31.03.2017

No	Head Of Account	Account Description	Dr/Cr	Amount of Prior Period Adjustment	Reasons for prior period adjustment

Summary of Prior Period Adjustments made during Period ended 31.03.2017

S.No	Nature	Amount of Prior Period Adjustment	Year from which error pertains
A.	Income		
	Revenue from Operations		
	Other Income		
	Total income (A)		
B.	Expense		
	Generation, Administration and Other Expenses		
	Employee Benefits Expense		
	Finance Cost		
	Depreciation & Amortization Expenses		
	total expenses (B)		
C.	ASSETS		
1	NON-CURRENT ASSETS		
i)	Property Plant & Equipment		
b)	Capital Work In Progress		
c)	Investment Property		
l)	Other Intangible Assets		
e)	Financial Assets		
	i) Investments		
	ii) Trade Receivables		
	iii) Loans		
	iv) Others		
j)	Deferred Tax Assets (net)		
f)	Other Non Current Assets		
3)	Non Current Assets - Regulatory Assets		
2	CURRENT ASSETS		
a)	Inventories		
b)	Financial Assets		
	i) Investments		
	ii) Trade Receivables		
	iii) Cash & Cash Equivalents		
	iv) Bank balances		
	v) Loans		
	vi) Others		
c)	Current Tax Assets (Net)		
j)	Other Current Assets		
	TOTAL ASSETS (C)		
D.	LIABILITIES		
2	NON-CURRENT LIABILITIES		
a)	Financial Liabilities		
	i) Borrowings		
	ii) Trade Payables		
	Total outstanding dues of micro enterprises and small enterprises		
	Total outstanding dues of Creditors other than micro enterprises and small enterprises		
	iii) Other financial liabilities		
b)	Provisions		
c)	Deferred Tax Liabilities (Net)		
d)	Other non-current Liabilities		
3	CURRENT LIABILITIES		
a)	Financial Liabilities		
	i) Borrowings		
	ii) Trade Payables		
	iii) Other financial liabilities		
j)	Other Current Liabilities		
c)	Provisions		
d)	Current Tax Liabilities (Net)		

प्रबन्धक (वित्त) Manager (F)
 एन.एच.पी.सी. लि. / N.H.P.C LTD.
 टि०एल०डी० पी एस, रम्बी / TLD III PS, Rambi
 पो० रियांग, दार्जिलिंग-७३४३२९
 P.O. Reang, Darjeeling (W.B.) 734321



		Annexure VI
		Rs. in Lakhs
ADDITIONAL INFORMATION FOR THE YEAR ENDED on 31st MARCH 2017		
S. No.	PARTICULARS	
	Part III	
1	Payment to Central Exchequer(Rs. in lakhs) (Actual on cash Basis)	
a	Central Sales Tax	NIL
b	Excise Duty / CENVAT	NIL
c	Service Tax	214.66
d	Custom Duty	0
e	Other Taxes & Duties	0
2	Payment to State Exchequer(Rs. in lakhs) (Actual on cash Basis)	
a	State Sales Tax / State VAT	37.78
b	State Excise duty	0
c	Service Tax	0.00
d	Other Taxes & Duties	0
3	Expenditure on Research & Development	
4	Rent/Royalty/Cess Paid	15.75
5	Grant Detail	
	Purpose of Grant	
	Source of Grant	
	Revenue of Capital	
	Amount Received	
	Expenditure during the year	
	Balance at the end of the year	
	Subsidy Detail	
	Purpose of subsidy/Grant	
	Source of subsidy	
	Amount Received/receivable	
	Cumulative	
6	Indirect Taxes Paid to Local Authorities (Actual on cash basis)	
	Part V	
1	Break-up of salaries, wages and benefits - Charged to P&L A/c (Rs. in lakhs)	
a	Managerial/Executives (IDA)	
(i)	Basic/ D.A	1256.03
(ii)	HRA, Cost of leased accommodation	166.71
(iii)	Other perks. & Allowances including the allowances kept outside the 50% ceiling	369.03
(iv)	Performance Related Pay (PRP)	1476.03
(v)	Superannuation Benefits	471.56
	Total - a(i) to (v)	3739.36
b	Non-Unionized Supervisor (IDA)	
(i)	Basic/ D.A	33.64
(ii)	HRA, Cost of leased accommodation	1.96
(iii)	Other perks. & Allowances including the allowances kept outside the 50% ceiling	16.17
(iv)	Performance Related Pay (PRP)	2.9
(v)	Superannuation Benefits	7.68
	Total - b(i) to (v)	62.35
c	Unionized Supervisor (IDA)	
(i)	Basic/ D.A	NIL
(ii)	HRA, Cost of leased accommodation	NIL
(iii)	Other perks. & Allowances including the allowances kept outside the 50% ceiling	NIL
(iv)	Performance Related Pay (PRP)	NIL
(v)	Superannuation Benefits	NIL
	Total - c(i) to (v)	NIL
d	Worker (IDA)	
(i)	Basic/ D.A	390.35
(ii)	HRA, Cost of leased accommodation	22.61
(iii)	Other perks. & Allowances including the allowances kept outside the 50% ceiling	209.62
(iv)	Performance Related Pay (PRP)/PLGI/Performance based awards	95.12
(v)	Superannuation Benefits	120.98
	Total - d(i) to (v)	838.68



S. No.	PARTICULARS	
	e Managerial/Executives (CDA)	
	(i) Basic/ D.A	NIL
	(ii) HRA, Cost of leased accommodation	NIL
	(iii) Other perks. & Allowances	NIL
	(iv) Superannuation Benefits	NIL
	Total - e(i) to (iv)	NIL
	f Non-Unionized Supervisor (CDA)	NIL
	(i) Basic/ D.A	NIL
	(ii) HRA, Cost of leased accommodation	NIL
	(iii) Other perks. & Allowances	NIL
	(iv) Superannuation Benefits	NIL
	Total - f(i) to (iv)	NIL
	g Unionized Supervisor (CDA)	NIL
	(i) Basic/ D.A	NIL
	(ii) HRA, Cost of leased accommodation	NIL
	(iii) Other perks. & Allowances	NIL
	(iv) Superannuation Benefits	NIL
	Total - g(i) to (iv)	NIL
	h Worker (CDA)	NIL
	(i) Basic/ D.A	NIL
	(ii) HRA, Cost of leased accommodation	NIL
	(iii) Other perks. & Allowances	NIL
	(iv) Superannuation Benefits	NIL
	Total - h(i) to (iv)	NIL
	TOTAL SALARIES, WAGES AND BENEFITS (a to h) ***	4640.39
***Not e	This amount should tally with 'Employees Remuneration & Benefits' appearing in P&L A/c duly Audited.	
	PART VI	
1	Total Casual / Daily Rated Workers	310
2	Total Contract Workers/ Employees	NIL
3	Amount spent on payment under VRS	NIL
a	Executives	
	i) Notice Pay	NIL
	ii) Ex-gratia Payment	NIL
b	Supervisors	
	i) Notice Pay	NIL
	ii) Ex-gratia Payment	NIL
c	Workers	
	i) Notice Pay	NIL
	ii) Ex-gratia Payment	NIL
	Total	
	i) Notice Pay - a(i)+b(i)+c(i)	NIL
	ii) Ex-Gratia Payment - a(ii)+b(ii)+c(ii)	NIL
4	No. of Employees on Leased Accommodations	
	Managerial/Executives	61
	Supervisors (unionized)	NIL
	Supervisors (Non-unionized)	NIL
	Workers	NIL
5	SOCIAL OVERHEADS	
	Accommodation	
	Employees Eligible for accommodation in township (nos.)	51
	Houses constructed upto the year (nos.)	107
	Houses under construction (nos.)	NIL
	Housing facility provided to no. of employees	51
	Capital Cost of Township	1098.29
	Township Maintenance & Administrative Expenditure	31.9
	Depreciation for the year on Township	25.11
	Interest on Capital (Township)	NIL
	Expenditure on Company leased accommodation	149.65
	Rent & Other Receipts	15.15
	Medical	



542




S. No.	PARTICULARS		
	Hospital & Medical facilities:		
	a)	Expenditure on Outdoor Medical Reimbursement facilities	44.75
	b)	Expenditure on Indoor Medical Reimbursement facilities	46.6
	c)	Expenditure on Medicine Purchase for Hospital	1.77
	d)	Expenditure on R&M of Project Hospital	7.03
	e)	Premium on Health Insurance (if any)	NIL
	Educational		
		Expenditure on schools, educational institutions including reimbursement	114.53
	Others		
		Canteen	NIL
		Transport including conveyance reimbursement	140.24
		Uniforms	
		Recreation facilities	
6	Level wise break up of salary of 'EXECUTIVES (CDA)'		
	a	E0	NIL
	b	E1	NIL
	c	E2 & E2A	NIL
	d	E3	NIL
	e	E4	NIL
	f	E5	NIL
	g	E6	NIL
	h	E7	NIL
	i	E8	NIL
	j	E9	NIL
	k	Board Level Executives	NIL
	l	Functional Directors	NIL
		Total - 6(a) to 6(l)	NIL
7	Level wise break up of salary of 'EXECUTIVES (IDA)'		
	a	E0	NIL
	b	E1	309.28
	c	E2 & E2A	248.65
	d	E3	173.67
	e	E4	87.18
	f	E5	467.86
	g	E6	56.97
	h	E7	98.41
	i	E8	28.30
	j	E9	NIL
	k	Board Level Executives	NIL
	l	Functional Directors	NIL
		Total - 7(a) to 7(l)	1470.32
8	Payment of incentive to Employees (Actual on Cash basis)		
		PRP to Executives	179.57
		PRP to Supervisors	5.34
		Payment of Productivity linked group incentive to Supervisor	NIL
		Payment of Productivity linked group incentive to workmen	12.57
		Payment of companies Overall Performance Reward to Workmen	NIL
9	a	Amount of outstanding dues, if any, as on 31.03.2017 - (Rs. in lakhs)	
	i)	Salaries & Wages	NIL
	ii)	Statutory dues	28.94
	iii)	Others	23.72
		Total outstanding dues	52.66
	b	Outstanding dues settled during the F.Y. 2016-17 - (Rs. in lakhs)	
	i)	Salaries & Wages	NIL
	ii)	Statutory dues	126.23
	iii)	Others	23.72
		Total outstanding dues	149.95
10	1	Total procurement during the year	343.24
	2	Annual procurement from Micro and Small Enterprises (MSEs)	129.36
	3	Annual procurement from MSEs owned by SC/ST Entrepreneurs	NIL
11	No. of workshos / seminars / training organised to sensitise on gender issues		
12	Total numbers of Safai Karmacharis		3
	Numbers of Safai Karmacharis (SC)		3
	Numbers of Safai Karmacharis (ST)		0
	Numbers of Safai Karmacharis (OBC)		0



543



S. No.	PARTICULARS						
	SFR						
1	No. of employees other than casual						131
2	Emoluments paid to these employees						
3	Bonus percentage as percentage of pay						Bonus Act - N.A.
4	Percentage of other incentive payments (e.g. production incentive) as percentage of pay						
5	Donation and grants to hospitals, wives' welfare association and other such organisations (Private Schools etc.)						
6	Voluntary Retirement Scheme (YES or NO)						
	i) Funding agency						
	ii) Amount received from agency						
	iii) Expenditure incurred						
	iv) Reduction in Man power during the year						
	v) Further recruitments made during the year						
7	Research and Development						
	i) Total expenditure on Research and Development						
	ii) New product or process on which patents obtained						
8	Non-performing Assets						
	i) Value of NPA identified during the year						
	ii) Total value of NPA						
9	Grants received during the year						
	i) Purpose of Grant						
	ii) Source from which received						
	iii) Revenue or Capital						
	iv) Expenditure during the year						
	v) Balance at the end of the year						
10	Subsidy details						
	a) Amount received/receivable						
	b) Source						
	c) Purpose						
	d) Cumulative						
	Borrowings by the Companies in foreign markets						
	Failure to repay Government loans--Loan Overdue						
	Loans written off						
	Total Inter Corporate Loans						
	Inter Corporate Loans due						
11	Details of moratorium granted:-						
	Amount						
	Period						
	Remarks						
12	Foreign exchange spent						
12A	Township details:						
	i) Township maintenance						
	ii) Township depreciation						
	iii) Interest on capital outlay						
	Total						
	iv) Less Rent						
	v) Net						
	Housing facilities provided to No. of employees						
	Social overheads (others)						
13	Details of Surplus, Obsolete and Non-Moving Items of stores & spares, raw material, finished goods lying unused - Giving age-wage break-up (as on 31.03.2017) - Please attached Annexure.						
	Years	0-1	1-2	2-3	3-4	4-5	Above 5 Yrs.
a	Surplus						
	Amount						
	Period (age-wise break up)						
b	Obsolete						
	Amount						
	Period (age-wise break up)						
c	Non-moving						
	Amount						23.01
	Period (age-wise break up)						23.01
14	Per capita expenditure on township Residential estate, Medical, Transport etc. for the benefit of employees						



544

S. No.	PARTICULARS	
15	Contribution to National Ex-chequer	
(i)	Direct Taxes	
	Corporate Tax	NIL
	Dividend Taxes	NIL
(ii)	Central Excise Duty & Service Tax	214.66
(iii)	Customs	NIL
(iv)	Dividend	
(v)	Others	
16	CORPORATE SOCIAL RESPONSIBILITY (CSR)*	
	Amount Committed for CSR	417.13
	Actual Amount Incurred	314.74
17	LAND MANAGEMENT	
	Total Area in Sq Meters.	3484000
	Area for which legal documents are in favour of the CPSE	3484000
	Area for which legal documents are not in favour of the CPSE	NIL
	Action Taken by PSUs to get title of the remaining land	NIL
	Area under encroachment	NIL
	Area under litigation	NIL
	No. of years since when the matter is under litigation District Court	NIL
	No. of years since when the matter is under litigation High Court	NIL
	No. of years since when the matter is under litigation Supreme Court	NIL
18	EMPLOYMENT GENERATION (NO. OF EMPLOYEES)	
	Technical: Opening Balance- Persons in Position	NIL
	Technical: Addition	NIL
	Technical: Reduction	NIL
	Technical: Closing Balance	NIL
	Non-Technical Opening Balance	NIL
	Non-Technical Addition	NIL
	Non-Technical Reduction	NIL
	Non-Technical Closing balance	NIL
19	DATA ON CONSULTANTS	
	No. of Consultants	1
	Expenditure on Consultants including incidentals	1.01
	Professional Fees	3.62
20	ABSORPTION OF TECHNOLOGY TRANSFERRED (TOT)	
	Subsisting No. of TOT Agreements	NIL
	Targets (%age)	NIL
	Achievements (%age)	NIL
	Value of imports of Capital Goods even while Transfer of Technology is implemented	NIL
21	CASES IN LITIGATION INCLUDING ARBITRATION	
	No. of Cases	18
	Value under Litigation/ Arbitration	30207.08
	Legal fees paid during the year	40.14
22	E-AUCTION	
	Number	NIL
	Value	NIL
	Reverse E-Auction	NIL
	Value	NIL



LAND DETAILS

Sr. No.	Items	As on 31.03.2017
23.1	Location of the Land/Address	
	23.1.1 State *	WEST BENGAL
	23.1.2 District *	kalimpong /Darjeeling
	23.1.3 City/Township/Village *	RAMBI
	23.1.4 Municipal Area/ Notified Area/Ward *	27th mile kalimpong & Mungpoo Darjeeling
	23.1.5 Plot/House No.	-
	23.1.6 Pin Code	734321
23.2	Land Area (in Sq. Meter) #	
	23.2.1 Total Area *	3484000
	23.2.2 Built up Area *	147000
	23.2.3 Circulation Area	1729000
	23.2.4 Area proposed to be used up during next five years	NIL
	23.2.5 Encroachment Area, if any	NIL
	23.2.6 Balance Area	285000
23.3	Land Status	
	Free hold(right to use)	3117954
	Leased	366046
23.4	Land Use classification Area	
	Commercial	NIL
	Residential	325000
	Forest	NIL
	Non-Agricultural	NIL
	Barren	NIL
	Pastures	NIL
	Cultivable	NIL
	Others	2874000
23.5	Year of review of land use classification	
23.6	Land Management	
	Total Area	3484000
	Area for which land document in favour of Company	3484000
	Area for which land document not in favour of Company	NIL
	Action taken by Company to get title of remaining land	NIL
	Area under encroachment	NIL
	Area under litigation	NIL
	No. of year since when the matter is under litigation in District Court	NIL
	No. of year since when the matter is under litigation in High Court	NIL
	No. of year since when the matter is under litigation in Supreme Court	NIL

Note: - Details are to be given seperately for each piece of land holding by a CPSE.

* Mandatory

Total of 23.2.2 to 23.2.6 should be equal to 23.2.1



546



Annexure -XI

Name of Unit: Teesta Low Dam III Power Station

(Amount in Rs.)

Statement of Capital Work In Progress (only Road & Bridge, Building (Excluding Power House Building), Railway Siding etc. as on 31.03.2017

1	2	3	4	5	6
Sl. No.	Head of account (HOA)	Name of the contract under which work is being executed	Amount (Rs)	Scheduled date of completion as per contract.	Reason for non-capitalisation
1	430601	Channelization of Railey Khola by Excavation / Filling at Downstream of Barrage of TLD III PS	1,20,14,684	08.05.2017	Work in Progress
2	430601	Providing and laying levelling concrete, tiles, etc at backside of BCR at TLD III PS	1,44,417	04.10.2014	Work in Progress
3	430608	Hydro Mechanical Works (Lot 3)	1,26,81,727	31.12.2007	Work in Progress
4	430610	Hydro Mechanical Works (Lot 3)	35,41,747	31.12.2007	Work in Progress
5	430611	Hydro Mechanical Works (Lot 3)	1,89,14,636	31.12.2007	Work in Progress
6	430802	Supply, Erection, Testing and Commissioning of 33/11 KV, 2x2 MVA sub station including erection of 11KV	1,73,14,185	02.01.2014	Work in Progress

Total of column no (4) shall tally with balances of HOA as per trial balance relating to CWIP heads except major works.

It is certified that all the 'Infrastructure Works' which have been completed and ready to intended use have been capitalized and 'Infrastructure Works' for the amount shown in column (4) as above are still under progress.





Manoj Kumar Barnwal

प्रबन्धक/Manager (F)
एन.एच.पी.सी. लि./N.H.P.C LTD.
टि०एल०डी० पी०एस०, रम्बी /TLD III PS, Rambi
पो० रियांग, दार्जिलिंग-७३४३२९
P.O. Reano, Darjeeling (W.B.) 734321



547


Debajit Chattopadhyay
डी. चट्टोपाध्याय/D. Chattopadhyay
General Manager
महाप्रबन्धक/General Manager
तीर-३ डैम-III पावर स्टेशन, रम्बी
Teesta Low Dam-III Power Station, Rambi

Annexure -XII

Name of Unit: Teesta Low Dam III Power Station

(Amount in Rs.)

Statement of Unadjusted advances (excluding mobilisation advances/ advance against material/ machineries given to parties/Govt. Deptt as on 31.03.2017

1	2	3	4	5	6	7	8	9
Sl. No.	Head of account (HOA)	Name of Department /party to whom advance is given	Purpose	Date of giving advance	Amount of Advance (Rs)	Amount adjusted/ provided (Rs)	Balance outstanding (Rs)	Reason for non-adjustment/ Provision
1	450301	TEXMACO RAIL & ENGINEERING LTD	Mobilisation Advance for Lot-3 (HM works)	13.12.2013	19,02,100	8,77,873	10,24,227	Balance work for Lot 3 work is still pending. Advance shall be adjusted after completion of work as per award.
2	450304	TEXMACO RAIL & ENGINEERING LTD	Mobilisation Advance for Lot-3 (HM works)	11.04.2005	EURO 295410.80	EURO 245155.19	EURO 50255.61 (Equivalent to Rs. 3535983)	Balance work for Lot 3 work is still pending. Advance shall be adjusted after completion of work as per award.
3	660407	BRO	Protection work to NH-31A road	30.09.2013	43,90,000	20,000	43,70,000	BRO has confirmed the balance and refund of the said advances is under process at their HQ.
4	660407	KENDRIYA VIDYALAYA RAMBI SCHOOL FUND ACCOUNT	For operational and Running expenses of Kendriya Vidyalaya	20.12.2016	45,00,000	32,72,874	12,27,126	The said advance is the balance amount lying after adjustment of expenses of KV upto 31.03.2017.
5	660804	ANDRITZ HYDRO PVT. LTD.	Supply of Runner hub of Kaplan Turbine with HO-HVOF coating along with its operating mechanism against submission of Bank Guarantee	31.03.2016	64,00,000	-	64,00,000	Supply not yet completed. Advance shall be adjusted after completion of Supply.

Total of column no (8) shall tally with balances of HOA as per trial balance relating to Advance to contractor/supplier/Government Department etc.

It is certified that all the advances to contractor/parties have been adjusted in the accounts to the extent works/services performed upto the balance sheet date.



Manoj Kumar Barnwal
Manoj Kumar Barnwal

प्रबन्धक (F)
एन.एच.पी.सी. लि./N.H.P.C LTD.
टि०एल०डी० पी एस, रम्बी /TLD III PS, Rambhi
पो० रियांग, दार्जिलिंग-734321
P.O. Reang, Darjeeling (W.B.) 734321



548

Debajit Chattopadhyay
Debajit Chattopadhyay

General Manager
डी. चट्टोपाध्याय/D. Chattopadhyay
महाप्रबन्धक/General Manager
तीस्ता लो डैम-III पावर स्टेशन, रम्बी
Teesta Low Dam-III Power Station, Rambhi

OK

ANNUAL ACCOUNTS



NHPC LIMITED

TEESTA LOW DAM III POWER STATION

RAMBI

FINANCIAL YEAR 2017-18



**NHPC LIMITED**Name of the Unit : **TLDP-III POWER STATION****BALANCE SHEET AS AT 31ST MARCH, 2018**

(Amount in ₹)

PARTICULARS	Note No.	As at 31st March, 2018	As at 31st March, 2017
ASSETS			
(1) NON-CURRENT ASSETS			
a) Property Plant & Equipment	2.1	14,20,02,92,179	15,11,77,01,668
b) Capital Work In Progress	2.2	5,33,12,615	12,35,28,113
c) Investment Property	2.3	-	-
d) Other Intangible Assets	2.4	35,29,96,243	36,69,96,799
e) Financial Assets			
i) Investments	3.1	-	-
ii) Loans	3.2	-	-
iii) Others	3.3	-	-
f) Non Current Tax Assets (Net)	4.1	-	-
g) Other Non Current Assets	4.2	7,60,05,560	1,15,40,209
TOTAL NON CURRENT ASSETS		14,68,26,06,597	15,61,97,66,789
(2) CURRENT ASSETS			
a) Inventories	5	3,61,51,935	3,14,47,614
b) Financial Assets			
i) Investments	6	-	-
ii) Trade Receivables	7	-	-
iii) Cash & Cash Equivalents	8	16,000	2,43,134
iv) Bank balances	9	-	-
v) Loans	10	-	-
vi) Others	11	8,129	3,35,42,172
c) Current Tax Assets (Net)	12	-	-
d) Other Current Assets	13	27,49,21,964	27,86,01,355
TOTAL CURRENT ASSETS		31,10,98,028	34,38,34,275
(3) Regulatory Deferral Account Debit Balances	14	14,08,87,607	7,16,54,954
TOTAL ASSETS AND REGULATORY DEFERRAL ACCOUNT DEBIT BALANCES		15,13,45,92,232	16,03,52,56,018
EQUITY AND LIABILITIES			
(1) EQUITY			
(a) Equity Share Capital	15.1	-	-
(b) Other Equity	15.2	45,75,45,294	1,02,36,97,711
TOTAL EQUITY		45,75,45,294	1,02,36,97,711
(2) LIABILITIES			
NON-CURRENT LIABILITIES			
a) Financial Liabilities			
i) Borrowings	16.1	-	-
ii) Other financial liabilities	16.2	-	-
b) Provisions	17	-	-
c) Deferred Tax Liabilities (Net)	18	-	-
d) Other non-current Liabilities	19	-	-
TOTAL NON CURRENT LIABILITIES		-	-
(3) CURRENT LIABILITIES			
a) Financial Liabilities			
i) Borrowings	20.1	-	-
ii) Trade Payables	20.2	-	-
Total outstanding dues of micro enterprises and small Total outstanding dues of Creditors other than micro enterprises and small enterprises		4,94,52,956	4,72,18,850
iii) Other financial liabilities	20.3	18,10,20,255	20,09,07,362
b) Other Current Liabilities	21	43,09,176	30,72,452
c) Provisions	22	1,02,64,30,089	1,07,75,07,867
d) Current Tax Liabilities (Net)	23	-	-
(4) FUND FROM C.O.	15.3	13,41,58,34,462	13,68,28,51,776
TOTAL CURRENT LIABILITIES		14,67,70,46,938	15,01,15,58,307
TOTAL EQUITY & LIABILITIES		15,13,45,92,232	16,03,52,56,018

Significant Accounting Policies 1
 Expenditure attributable to construction (EAC) during the year forming part of capital work in progress 32
 Disclosure on Financial Instruments and Risk Management 33
 Other Explanatory Notes to Accounts 34

Note 1 to 34 form integral part of the Accounts
 TLDP-III POWER STATION (A Unit of NHPC Ltd) accounts are audited for the purpose of Consolidation.

For Ray and Ray
 Chartered Accountants
 (Firm Regn. No. 301072E)

Asish Kumar Mukhopadhyay
 (Asish Kumar Mukhopadhyay)
 Partner
 M.No. 056359

Bow
 Manager (Finance)



S.K. Agarwal
 Chief Engineer (I/C)

Place: - *Rambli*
 Date: - *14-04-2018*



550

प्रबंधक (वित्त) *Manager (Finance)*
 एन.एच.पी.सी. लि. / N.H.P.C. LTD.
 टि.एल.डी. पी.एस. रम्बी / TLDP-III PS-Rambli
 पो. रियाय, दार्जिलिंग-724329
 टेलीफोन नं. 724321

ए.के. अग्रवाल / S.K. Agarwal
 मुख्य अभियंता (प्रभार) / Chief Engineer (I/C)
 तीस्ता लो डैम-III पावर स्टेशन, रम्बी
 Teesta Low Dam-III

**NHPC LIMITED**

Name of the Unit : TLDP-III POWER STATION

STATEMENT OF PROFIT & LOSS FOR THE YEAR ENDED 31ST MARCH, 2018

(Amount in ₹)

	Note No.	For the Year ended 31st March, 2018	For the Year ended 31st March, 2017
INCOME			
i) Revenue from Continuing Operations	24	2,82,26,61,155	3,55,85,18,899
ii) Other Income	25	2,38,92,509	2,89,61,411
TOTAL INCOME		2,84,65,53,664	3,58,74,80,310
EXPENSES			
i) Generation and Other Expenses	26	41,75,90,338	40,63,83,664
ii) Employee Benefits Expense	27	52,25,00,734	53,38,90,742
iii) Finance Cost	28	52,47,67,022	69,99,60,435
iv) Depreciation & Amortization Expense	29	98,82,97,263	99,25,47,049
TOTAL EXPENSES		2,45,31,55,357	2,63,27,81,890
Profit before Exceptional items, Rate Regulated Activities and Tax		39,33,98,307	95,46,98,420
Exceptional items		-	-
PROFIT BEFORE TAX		39,33,98,307	95,46,98,420
Tax Expenses	30	-	-
i) Current Tax		-	-
ii) Adjustments for Income Tax		-	-
iii) Deferred Tax		-	-
Total Tax Expenses		-	-
PROFIT FOR THE YEAR BEFORE NET MOVEMENTS IN REGULATORY DEFERRAL ACCOUNT BALANCES		39,33,98,307	95,46,98,420
Movement in Regulatory Deferral Account Balances (Net of Tax)	31	6,91,87,428	7,00,57,249
PROFIT FOR THE YEAR AFTER NET MOVEMENTS IN REGULATORY DEFERRAL ACCOUNT BALANCES.		46,25,85,735	1,02,47,55,669
Profit for the year from continuing operations (A)		46,25,85,735	1,02,47,55,669
Profit from discontinued operations		-	-
Tax expense of discontinued operations		-	-
Profit from discontinuing operations after tax		-	-
OTHER COMPREHENSIVE INCOME (B)			
(i) Items that will not be reclassified to profit or loss			
(a) Remeasurement of the defined benefit plans		(50,85,666)	(56,48,728)
Less: Income Tax on remeasurement of the defined benefit plans		-	-
Less: Deferred Tax Adjustment Against Deferred Tax Liabilities on Remeasurement of defined benefit plans		-	-
-Movement in Regulatory Deferral Account Balances-Remeasurement of defined benefit plans		45,225	15,97,705
Less: Impact of Tax on Regulatory Deferral Accounts		-	-
Sub total (a)		(50,40,441)	(40,51,023)
(b) Investment in Equity Instruments		-	-
Less: Income Tax on Equity Instruments		-	-
Sub total (b)		-	-
Total (i)=(a)+(b)		(50,40,441)	(40,51,023)
(ii) Items that will be reclassified to profit or loss			
- Investment in Debt Instruments		-	-
Less: Income Tax on investment in Debt Instruments		-	-
Total (ii)		-	-
Other Comprehensive Income (B)=(i+ii)		(50,40,441)	(40,51,023)
TOTAL COMPREHENSIVE INCOME FOR THE YEAR (A+B)		45,75,45,294	1,02,07,04,646

Earning per share before movements in Regulatory Deferral Account Balances (Equity shares, face value of 10/- each)
Basic & Diluted
Earning per share after movements in Regulatory Deferral Account Balances (Equity shares, face value of 10/- each)
Basic & Diluted

Significant Accounting Policies
Expenditure attributable to construction (EAC) during the year forming part of capital work in progress
Disclosure on Financial Instruments and Risk Management
Other Explanatory Notes to Accounts
Note 1 to 34 form integral part of the Accounts

TLDP-III POWER STATION (A Unit of NHPC Ltd) accounts are audited for the purpose of Consolidation.

For Ray and Ray
Chartered Accountants
(Firm Regn. No. 301072E)

Asish Kumar Mukhopadhyay
(Asish Kumar Mukhopadhyay)
Partner
M.No. 056359

Prabandh
Manager (Finance)

Chief Engineer (I/C)

Place: - *Rambhawan*
Date: - *14.04.2018*
Ray and Ray
Weibel Bhawan
Kolkata-91

551

प्रबंधक (वित्त) Manager (F)
एन.एच.पी.सी. लि. / N.H.P.C. LTD.
टि०एल०डी० पी०एस० रम्बा / TLD III PS. Rambhawan
पो० रियाग, दार्जिलिंग-713 4329
PO Box No. Darjeeling (WB) 713424

S.K. Agarwal
मुख्य अभियंता (प्रभारी) / Chief Engineer (I/C)
तीस्ता लो डैम-III पावर स्टेशन, राम्बी



NOTE NO. 1: COMPANY INFORMATION AND SIGNIFICANT ACCOUNTING POLICIES

(i) Reporting entity

NHPC Limited (the "Company") is a Company domiciled in India and limited by shares. The shares of the Company are publicly traded on the National Stock Exchange of India and BSE Limited. The address of the Company's registered office is NHPC LIMITED, NHPC Office Complex, Sector-33, Faridabad, Haryana -121003. The Company is primarily involved in the generation and sale of bulk power to various Power Utilities. Other business includes providing consultancy, project management & supervision.

(ii) Basis of preparation

(A) Statement of Compliance

These standalone financial statements are prepared on accrual basis of accounting and comply with the Indian Accounting Standards (Ind AS) notified under the Companies (Indian Accounting Standards) Rules, 2015 and subsequent amendments thereto, the Companies Act, 2013 (to the extent notified and applicable), applicable provisions of the Companies Act, 1956, and the provisions of the Electricity Act, 2003 to the extent applicable.

Basis of Measurement

The financial statements have been prepared on accrual basis of accounting under historical cost convention, except for following financial assets and financial liabilities which are measured at fair value:

- Certain financial assets and liabilities measured at fair value.
- Plan assets of defined employee benefit plans.

The methods used to measure fair values are discussed in Note 33.

(B) Functional and presentation currency

These financial statements are presented in Indian Rupees (INR), which is the Company's functional currency. All financial information presented in INR has been rounded off to the nearest crores (upto two decimals) for the Company.

(D) Use of estimates and management judgements

The preparation of financial statements in conformity with Ind AS requires management to make judgements, estimates and assumptions that may impact the application of accounting policies and the reported value of assets, liabilities, income, expenses and related disclosures including contingent assets and liabilities at the Balance Sheet date. The estimates and management's judgements are based on previous experience and other factors considered reasonable and prudent in the circumstances. Actual results may differ from these estimates.

Estimates and underlying assumptions are reviewed on an ongoing basis. Revisions to accounting estimates are recognised in the period in which the estimates are revised.

In order to enhance understanding of the financial statements, information about significant areas of estimation, uncertainty and critical judgements in applying accounting policies that may have the most significant effect on the amounts recognised in the financial statements are included in the following notes:

Critical judgements and estimates

a) Determining whether an arrangement contains a lease

Appendix C, Ind AS 17 'Determining whether an arrangement contains a lease' requires an assessment of whether:

- -fulfilment of the arrangement is dependent on the use of a specific asset or assets (the asset); and
- -the arrangement conveys a right to use the asset.

Further, an arrangement conveys a right to use the asset if facts and circumstances indicate that it is remote that one or more parties other than the purchaser will take more than an insignificant amount of the output or other utility that will be produced or generated by the asset during the term of the arrangement, and the price that the purchaser will pay for the



output is neither contractually fixed per unit of output nor equal to the current market price per unit of output as of the time of delivery of the output.

The Company enters into power purchase agreements with beneficiaries. Power Purchase Agreements (PPA) in the nature of embedded lease with a single beneficiary where the minimum lease term is for the major part of the plant's economic life and the minimum lease payments amount to substantially all the fair value of the plant are considered as a Finance Lease. Other embedded leases are considered as Operating Lease.

For embedded leases in the nature of a Finance Lease, the investment in the plant is recognised as a Lease Receivable. The minimum lease payments are identified by segregating the embedded lease payments from the rest of the contract amounts. Each lease receipt is allocated between the receivable and finance lease income so as to achieve a constant rate of return on the Lease Receivable outstanding.

In the case of operating leases or embedded operating leases, the lease income from the operating lease is recognised in revenue on a straight-line basis over the lease term. The respective leased assets are included in the Balance Sheet based on their nature.

b) Useful life of Property, Plant and Equipment

The estimated useful life of property, plant and equipment is based on a number of factors including the effects of obsolescence, demand, competition and other economic factors (such as the stability of the industry and known technological advances) and the level of maintenance expenditures required to obtain the expected future cash flows from the asset.

Useful life of the assets used for generation of electricity is determined by the Central Electricity Regulatory Commission (CERC) Tariff Regulations as mentioned in part B of Schedule II of the Companies Act, 2013 except for construction plant & machinery and computers & peripherals which are in accordance with Schedule II of the Companies Act, 2013.

c) Recoverable amount of property, plant and equipment and capital work in progress

The recoverable amount of property, plant and equipment and capital work in progress is based on estimates and assumptions, in particular the expected market outlook and future cash flows associated with the power plants. Any changes in these assumptions may have a material impact on the measurement of the recoverable amount resulting in impairment.

d) Post-retirement benefit plans

Employee benefit obligations are measured on the basis of actuarial assumptions which include mortality and withdrawal rates as well as assumptions concerning future developments in discount rates, the rate of salary increase, the inflation rate and expected rate of return on plan assets. The Company considers that the assumptions used to measure its obligations are appropriate and documented. However, any changes in these assumptions may have an impact on the resulting calculations.

e) Revenue

The Company records revenue from sale of power based on Tariff approved by the CERC, as per the principles of Ind AS 18. However, in cases where tariff rates are yet to be approved, provisional rates are adopted considering the applicable CERC Tariff Regulations.

f) Provisions and contingencies

The assessments undertaken in recognising provisions and contingencies have been made in accordance with Ind AS 37, 'Provisions, Contingent Liabilities and Contingent Assets'. The evaluation of the likelihood of the contingent events has been made on the basis of best judgement by management regarding probable outflow of economic resources. Such estimation can change following unforeseeable developments.

g) Recoverable Amount of Rate Regulated Assets

The operating activities of the Company are subject to cost-of-service regulations whereby tariff charged for electricity generated is based on allowable costs like interest costs, depreciation, operation & maintenance including a stipulated return. Guidance Note on Rate Regulated Activities issued by the ICAI (previous GAAP) and Ind AS 114- 'Regulatory Deferral Accounts' permits an entity to include in the rate base, as part of the cost of self-constructed (tangible) fixed assets or internally generated intangible assets, amounts that would otherwise be recognised as an expense in the statement of profit and loss in



accordance with Ind AS. The Company estimates that items of regulatory deferral accounts recognised in the financial statements are recoverable as per the current CERC Tariff regulations 2014-19. However, changes in CERC tariff regulations beyond the current tariff period may affect the recoverability of such balances.

h) Impairment of Trade Receivables

Considering the historical credit loss experience for trade receivables, the Company does not envisage either impairment in the value of receivables from beneficiaries or loss due to time value of money owing to delay in realization of trade receivables, except to the extent already provided for.

i) Investment in Subsidiaries and Joint Ventures

Investment has been carried at costs and as per assessment by the Company, there is no indication of impairment on such investments. Any changes in assumption may have a material impact on the measurement of the recoverable amount.

j) Insurance Claim Recoverable

The recoverable amount of insurance claims in respect of damages to Property, Plant & Equipment is based on estimates & assumptions as per terms and conditions of insurance policies.

(iii) SIGNIFICANT ACCOUNTING POLICIES- A summary of the significant accounting policies applied in the preparation of financial statements as given below have been applied consistently to all periods presented in the financial statements.

1.0 Property, Plant and Equipment (PPE)

- a) Property, Plant and Equipment up to March 31, 2015 were carried in the Balance Sheet in accordance with Indian GAAP. The Company has elected to avail the exemption granted by IND AS 101, "First time adoption of IND AS" to regard those amounts as deemed cost at the date of the transition to IND AS (i.e. as on April 1, 2015).
- b) An item of PPE is recognized as an asset if it is probable that future economic benefits associated with the item will flow to the Company and the cost of the item can be measured reliably.
- c) PPE are initially measured at cost of acquisition/construction including decommissioning or restoration cost wherever required. The cost includes expenditure that is directly attributable to the acquisition/construction of the asset. In cases where final settlement of bills with contractors is pending, but the asset is complete and available for use, capitalisation is done on estimated basis subject to necessary adjustments, including those arising out of settlement of arbitration/court cases.
- d) Expenditure incurred on renovation and modernization of PPE on completion of the originally estimated useful life of the power station resulting in increased life and/or efficiency of an existing asset, is added to the cost of the related asset. PPE acquired as replacement of the existing assets are capitalized and its corresponding replaced assets removed/ retired from active use are derecognized.
- e) After initial recognition, Property, Plant and Equipment is carried at cost less accumulated depreciation/amortisation and accumulated impairment losses, if any.
- f) Payments made/ liabilities created provisionally towards compensation (including interest on enhanced compensation awarded by the Court till the date of award), rehabilitation and other expenses including expenditure on environment management plans relating to land in possession are treated as cost of land.
- g) Assets over which the Company has control, though created on land not belonging to the Company are included under Property, Plant and Equipment.

Standby equipment and servicing equipment which meet the recognition criteria of Property, Plant and Equipment are capitalized.

Spare parts (procured along with the Plant & Machinery or subsequently) which meet the recognition criteria are capitalized. The carrying amount of those spare parts that are



replaced is derecognized when no future economic benefits are expected from their use or upon disposal. Other spare parts are treated as “stores & spares” forming part of the inventory.

- j) If the cost of the replaced part or earlier inspection is not available, the estimated cost of similar new parts/inspection is used as an indication of what the cost of the existing part/inspection component was when the item was acquired or inspection carried out.
- k) An item of property, plant and equipment is derecognised upon disposal or when no future economic benefits are expected from its use or disposal. Any gain or loss arising on derecognition of the asset (calculated as the difference between the net disposal proceeds and the carrying amount of the asset) is included in the Statement of Profit and Loss when the asset is derecognised.

2.0 Capital work in Progress

- a) Capital work in Progress up to March 31, 2015 were carried in the Balance Sheet in accordance with Indian GAAP. The Company has elected to avail the exemption granted by IND AS 101, “First time adoption of IND AS” to regard those amounts as deemed cost at the date of the transition to IND AS (i.e. as on April 1, 2015).
- b) Expenditure incurred on assets under construction (including a project) is carried at cost under Capital Work in Progress (CWIP). Such costs comprise purchase price of assets including import duties and non-refundable taxes (after deducting trade discounts and rebates), expenditure in relation to survey and investigation activities of projects, cost of site preparation, initial delivery and handling charges, installation and assembly costs, etc.
- c) Costs including employee benefits, professional fees, expenditure on maintenance and up-gradation of common public facilities, depreciation on assets used in construction of project, interest during construction and other costs that are directly attributable to bringing the asset to the location and condition necessary for it to be capable of operating in the manner intended by management are accumulated under “Expenditure Attributable to Construction (EAC)” and subsequently allocated on systematic basis over major immovable assets, other than land and infrastructure facilities on commissioning of projects.
- d) Capital Expenditure incurred for creation of facilities, over which the Company does not have control but the creation of which is essential principally for construction of the project is accumulated under “Expenditure Attributable to Construction” and carried under “Capital Work in Progress” and subsequently allocated on a systematic basis over major immovable assets, other than land and infrastructure facilities on commissioning of projects, keeping in view the “attributability” and the “Unit of Measure” concepts in Ind AS 16- “Property, Plant & Equipment”. Expenditure of such nature incurred after completion of the project, is charged to the Statement of Profit and Loss.

3.0 Investment Property

Upto March 31, 2015, Investment Property were carried in the Balance Sheet in accordance with Indian GAAP. The Company has elected to avail the exemption granted by IND AS 101, “First time adoption of IND ASs” to regard those amounts as deemed cost at the date of the transition to IND AS (i.e. as on April 1, 2015).

Investment properties are initially measured at cost, including transaction costs. Subsequent to initial recognition, investment properties are carried at cost less accumulated depreciation and accumulated impairment loss, if any.

Investment properties are derecognised either when they have been disposed off or when they are permanently withdrawn from use and no future economic benefit is expected from their disposal. The difference between the net disposal proceeds and the carrying amount of the asset is recognised in the Statement of Profit and Loss in the period of derecognition.

Transfers to or from investment property is made when and only when there is a change in use.



4.0 Intangible Assets and Intangible Assets under Development

- a) Upto March 31, 2015, Intangible assets were carried in the Balance Sheet in accordance with Indian GAAP. The Company has elected to avail the exemption granted by IND AS 101, "First time adoption of IND ASs" to regard those amounts as deemed cost at the date of the transition to IND AS (i.e. as on April 1, 2015).
- b) Intangible assets acquired separately are measured on initial recognition at cost. After initial recognition, intangible assets are carried at cost less any accumulated amortisation and accumulated impairment losses.
- c) Land taken for use from State Government (without transfer of title) and expenses on relief and rehabilitation as also on creation of alternate facilities for land evacuees or in lieu of existing facilities coming under submergence and where construction of such alternate facilities is a specific pre-condition for the acquisition of the land for the purpose of the project, are accounted for as Land-Right to use.
- d) Software (not being an integral part of the related hardware) acquired for internal use, is stated at cost of acquisition less accumulated amortisation and impairment losses if any.
- e) An item of Intangible asset is derecognised upon disposal or when no future economic benefits are expected from its use or disposal. Gains or losses arising from derecognition of an intangible asset are measured as the difference between the net disposal proceeds and the carrying amount of the asset and are recognised in the Statement of Profit and Loss when the asset is derecognised.

5.0 Foreign Currency Transactions

- a) Transactions in foreign currency are initially recorded at the functional currency spot rate at the date the transaction first qualifies for recognition. At each Balance Sheet date, monetary items denominated in foreign currency are translated at the functional currency exchange rates prevailing on that date.
- b) Exchange differences relating to fixed assets/capital work-in-progress arising out of transaction entered into prior to April 1, 2004 are adjusted to the carrying cost of respective fixed asset/capital work-in-progress.
- c) Exchange differences arising from translation of foreign currency borrowings entered into prior to March 31, 2016 recoverable from or payable to beneficiaries in subsequent periods as per CERC Tariff regulations are recognised as "Deferred Foreign Currency Fluctuation Recoverable/ Payable Account" and adjusted from the year in which the same is recovered/ paid.
- d) Exchange differences arising from settlement/ translation of monetary items denominated in foreign currency entered into on or after 01.04.2016 to the extent recoverable from or payable to the beneficiaries in subsequent periods as per CERC Tariff Regulations are recognized as 'Regulatory Deferral Account Balances' during construction period and adjusted from the year in which the same become recoverable from or payable to the beneficiaries.
- e) Non-monetary items that are measured in terms of historical cost in a foreign currency are translated using the exchange rate at the date of the transaction.

6.0 Regulatory Deferral Accounts

- a) Where an item of expenditure incurred during the period of construction of a project is recognised as expense in the Statement of Profit and Loss i.e. not allowed to be capitalized as part of cost of relevant PPE in accordance with the Ind AS, but is nevertheless permitted by CERC to be recovered from the beneficiaries in future through tariff, the right to recover the same is recognized as "Regulatory Deferral Account Balances."
- b) Expense/ income recognised in the Statement of Profit and Loss to the extent recoverable from or payable to the beneficiaries in subsequent periods as per CERC Tariff Regulations are recognised as "Regulatory Deferral Account Balances."



- c) These Regulatory Deferral Account balances are adjusted from the year in which the same become recoverable from or payable to the beneficiaries.
- d) Regulatory Deferral Account Balances are evaluated at each Balance Sheet date to ensure that the underlying activities meet the recognition criteria and it is probable that future economic benefits associated with such balances will flow to the entity. If these criteria are not met, the Regulatory Deferral Account Balances are derecognised.
- e) Regulatory Deferral Account Balances are tested for impairment at each Balance Sheet date.

7.0 Fair value measurement

Fair value is the price that would be received to sell an asset or paid to transfer a liability in an orderly transaction between market participants at the measurement date. Normally at initial recognition, the transaction price is the best evidence of fair value.

However, when the Company determines that transaction price does not represent the fair value, it uses inter-alia valuation techniques that are appropriate in the circumstances and for which sufficient data are available to measure fair value, maximising the use of relevant observable inputs and minimising the use of unobservable inputs.

All financial assets and financial liabilities for which fair value is measured or disclosed in the financial statements are categorised within the fair value hierarchy. This categorisation is based on the lowest level input that is significant to the fair value measurement as a whole:

- Level 1 – Quoted (unadjusted) market prices in active markets for identical assets or liabilities.
- Level 2 – Valuation techniques for which the lowest level input that is significant to the fair value measurement is directly or indirectly observable.
- Level 3 – Valuation techniques for which the lowest level input that is significant to the fair value measurement is unobservable.

For financial assets and financial liabilities that are recognised at fair value on a recurring basis, the Company determines whether transfers have occurred between levels in the hierarchy by re-assessing categorisation at the end of each reporting period.

8.0 Investments in subsidiaries and joint ventures

Investments in equity shares of subsidiaries and joint ventures are carried at cost.

9.0 Financial assets other than investment in subsidiaries and joint ventures

A financial asset includes inter-alia any asset that is cash, equity instrument of another entity or contractual obligation to receive cash or another financial asset or to exchange financial asset or financial liability under conditions that are potentially favourable to the Company. A financial asset is recognized when and only when the Company becomes party to the contractual provisions of the instrument.

Financial assets of the Company comprise Cash and Cash Equivalents, Bank Balances, Investments in equity shares of companies other than in subsidiaries & joint ventures, Trade Receivables, Advances to employees/ contractors, security deposit, claims recoverable etc.

a) Classification

The Company classifies its financial assets in the following categories:

- at amortised cost,
- at fair value through other comprehensive income (FVTOCI), and

The classification depends on the following:

- (a) the entity's business model for managing the financial assets and
- (b) the contractual cash flow characteristics of the financial asset.



For assets measured at fair value, gains and losses will either be recorded in the Statement of Profit and Loss or Other Comprehensive Income. For investments in debt instruments, this will depend on the business model in which the investment is held. For investments in equity instruments, this will depend on whether the group has made an irrevocable election at the time of initial recognition to account for the equity investment at fair value through Other Comprehensive Income.

b) Initial recognition and measurement

All financial assets except trade receivables are recognised initially at fair value plus, in the case of financial assets not recorded at fair value through profit or Loss, transaction costs that are attributable to the acquisition of the financial asset. Transaction costs of financial assets carried at fair value through profit or loss are expensed in the Statement of Profit and Loss.

The Company measures the trade receivables at their transaction price, if the trade receivables do not contain a significant financing component.

c) Subsequent measurement

Debt instruments at amortised cost

A 'debt instrument' is measured at the amortised cost if both the following conditions are met:

- i) The asset is held within a business model whose objective is to hold assets for collecting contractual cash flows, and
- ii) Contractual terms of the asset give rise on specified dates to cash flows that are Solely Payments of Principal and Interest (SPPI) on the principal amount outstanding.

After initial measurement, such financial assets are subsequently measured at amortised cost using the Effective Interest Rate (EIR) method. Amortised cost is calculated by taking into account any discount or premium on acquisition and fees or costs that are an integral part of the EIR. The EIR amortisation is included in finance income in the Statement of Profit and Loss. The losses arising from impairment are recognised in the Statement of Profit and Loss.

Debt instrument at Fair Value through Other Comprehensive Income (FVTOCI)

A 'debt instrument' is classified as at FVTOCI if both the following criteria are met:

- i) The objective of the business model is achieved both by collecting contractual cash flows and selling the financial assets, and
- ii) The asset's contractual cash flows represent SPPI.

Debt instruments at fair value through Other Comprehensive Income are measured at each reporting date at fair value. Fair value movements are recognized in Other Comprehensive Income (OCI). However, the Company recognizes interest income, impairment losses, reversals and foreign exchange gain or loss in the Statement of Profit and Loss. On derecognition of the asset, cumulative gain or loss previously recognised in OCI is reclassified from the equity to profit and loss. Interest income from these financial assets is included in other income using the EIR method.

Equity investments:

All equity investments in entities other than subsidiaries and joint ventures are measured at fair value. Equity instruments which are held for trading, if any, are classified at Fair Value Through Profit or Loss (FVTPL). For all other equity instruments, the Company classifies the same as at FVTOCI. The Company makes such election on an instrument by- instrument basis. The classification is made on initial recognition and is irrevocable.

All fair value changes on an equity instrument classified at FVTOCI, are recognized in the OCI. There is no subsequent reclassification of fair value gains and losses to the Statement of Profit and Loss. However, the Company may transfer the cumulative gain or loss within



equity. Dividends from such investments are recognised in the Statement of Profit and Loss as other income when the company's right to receive payments is established.

Equity instruments included within the FVTPL category, if any, are measured at fair value with all changes recognized in the Statement of Profit and Loss.

d) Derecognition

A financial asset is derecognised only when:

- i) The Company has transferred the rights to receive cash flows from the financial asset, or
- ii) Retains the contractual rights to receive the cash flows of the financial asset, but assumes a contractual obligation to pay the cash flows to one or more recipients.

Where the entity has transferred an asset, the Company evaluates whether it has transferred substantially all risks and rewards of ownership of the financial asset. In such cases, the financial asset is derecognised. Where the Company has not transferred substantially all risks and rewards of ownership of the financial asset, the financial asset is not derecognised.

Where the Company has neither transferred a financial asset nor retains substantially all risks and rewards of ownership of the financial asset, the financial asset is derecognised if the Company has not retained control of the financial asset. Where the Company retains control of the financial asset, the asset is continued to be recognised to the extent of continuing involvement in the financial asset.

e) Impairment of financial assets

In accordance with Ind-AS 109, the Company applies Expected Credit Loss (ECL) model for measurement and recognition of impairment loss on the following financial assets:


- i) Financial assets that are debt instruments, and are measured at amortised cost.
- ii) Financial assets that are debt instruments and are measured as at FVTOCI
- iii) Contract Assets under Ind AS 11, Construction Contracts
- iv) Lease Receivables under Ind AS 17, Leases.
- v) Trade Receivables under Ind AS 18, Revenue.

The Company follows 'simplified approach' permitted under Ind As 109, "Financial Instruments" for recognition of impairment loss allowance on contract assets, lease receivables and trade receivables resulting from transactions within the scope of Ind AS 11, Ind AS 17 and Ind AS 18, which requires expected life time losses to be recognised from initial recognition of the receivables.

For recognition of impairment loss on other financial assets, the Company assesses whether there has been a significant increase in the credit risk since initial recognition. If credit risk has not increased significantly, 12-month ECL is used to provide for impairment loss. However, if credit risk has increased significantly, lifetime ECL is used. For assessing increase in credit risk and impairment loss, the Company assesses the credit risk characteristics on instrument-by-instrument basis. If, in a subsequent period, credit quality of the instrument improves such that there is no longer a significant increase in credit risk since initial recognition, then the entity reverts to recognizing impairment loss allowance based on 12-month ECL. The amount of expected credit loss (or reversal) for the recognized as expense/income in the Statement of Profit and Loss.

10.0 Inventories

Inventories mainly comprise stores and spare parts to be used for maintenance of Plant and Equipments and are valued at cost or net realizable value (NRV) whichever is lower. The cost is determined using weighted average cost formula and NRV is the estimated selling price in the ordinary course of business, less the estimated costs necessary to make the sale.



The amount of any write-down of inventories to net realisable value and all losses of inventories is recognized as an expense in the period in which write-down or loss occurs. The amount of any reversal of the write-down of inventories arising from increase in the net realisable value is recognized as a reduction from the amount of inventories recognized as an expense in the period in which reversal occurs.

11.0 Dividends

Dividends and interim dividends payable to the Company's shareholders are recognised as change in equity in the period in which they are approved by the Company's shareholders and the Board of Directors respectively.

12.0 Financial liabilities

Financial liabilities of the Company are contractual obligation to deliver cash or another financial asset to another entity or to exchange financial assets or financial liabilities with another entity under conditions that are potentially unfavourable to the Company.

The Company's financial liabilities include loans & borrowings, trade and other payables.

a) Classification, initial recognition and measurement

Financial liabilities are recognised initially at fair value minus transaction costs that are directly attributable and subsequently measured at amortised cost. Financial liabilities are classified as subsequently measured at amortized cost. Any difference between the proceeds (net of transaction costs) and the fair value at initial recognition is recognised in the Statement of Profit and Loss or in the carrying amount of an asset if another standard permits such inclusion, over the period of the borrowings using the effective rate of interest.

Borrowings are classified as current liabilities unless the Company has an unconditional right to defer settlement of the liability for at least 12 months after the reporting period.

b) Subsequent measurement

After initial recognition, financial liabilities are subsequently measured at amortised cost using the EIR method. Gains and losses are recognised in the Statement of Profit and Loss or in the carrying amount of an asset if another standard permits such inclusion, when the liabilities are derecognised as well as through the EIR amortisation process.

Amortised cost is calculated by taking into account any discount or premium on acquisition and fees or costs that are an integral part of the EIR. The EIR amortisation is included as finance costs in the Statement of Profit and Loss.

c) Derecognition


A financial liability is derecognised when the obligation under the liability is discharged or cancelled or expired. When an existing financial liability is replaced by another from the same lender on substantially different terms, or the terms of an existing liability are substantially modified, such an exchange or modification is treated as the derecognition of the original liability and the recognition of a new liability. The difference in the respective carrying amounts is recognised in the Statement of Profit and Loss.

d) Offsetting of financial instruments

Financial assets and financial liabilities are offset and the net amount is reported in the Balance Sheet if there is a currently enforceable legal right to offset the recognised assets and there is an intention to settle on a net basis, to realise the assets and settle the liabilities simultaneously.

13.0 Government Grants

- a) The benefits of a government loan at a below market rate of interest is treated as Government Grant. The loan is initially recognised and measured at fair value and the government grant is measured as the difference between the initially recognized amount of the loan and the proceeds received. The loan is subsequently measured as per the



accounting policy applicable to financial liabilities and government grant is recognized initially as deferred income and subsequently in the Statement of Profit and Loss on a systematic basis over the useful life of the asset.


- b) Monetary grants received from the government for creation of assets are initially recognised as deferred income when there is reasonable assurance that the grant will be received and the company will comply with the conditions associated with the grant. The deferred income so recognised is subsequently amortised in the Statement of Profit and Loss over the useful life of the related assets.
- c) Government grant related to income is recognised in the Statement of Profit and Loss on a systematic basis over the periods in which the entity recognises as expenses the related costs for which the grants are intended to compensate.

14.0 Provisions, Contingent Liabilities and Contingent Assets

- a) Provisions are recognised when the Company has a present legal or constructive obligation as a result of a past event and it is probable that an outflow of resources embodying economic benefits will be required to settle the obligation and a reliable estimate can be made of the amount of the obligation. Such provisions are determined based on management estimate of the amount required to settle the obligation at the Balance Sheet date. When some or all of the economic benefits required to settle a provision are expected to be recovered from a third party, the receivable is recognised as an asset if it is virtually certain that reimbursement will be received and the amount of the receivable can be measured reliably. The expense relating to a provision net of any reimbursement is presented in the Statement of Profit and Loss or in the carrying amount of an asset if another standard permits such inclusion.
- b) If the effect of the time value of money is material, provisions are determined by discounting the expected future cash flows using a current pre-tax rate that reflects the risks specific to the liability. When discounting is used, the increase in the provision due to the passage of time is recognised as a finance cost.
- c) Contingent liabilities are possible obligations that arise from past events and whose existence will only be confirmed by the occurrence or non-occurrence of one or more future events not wholly within the control of the Company. Where it is not probable that an outflow of economic benefits will be required, or the amount cannot be estimated reliably, the obligation is disclosed as a contingent liability, unless the probability of outflow of economic benefits is remote. Contingent liabilities are disclosed on the basis of judgment of management/independent experts. These are reviewed at each Balance Sheet date and are adjusted to reflect the current management estimate.
- d) Contingent assets are possible assets that arise from past events and whose existence will be confirmed only by the occurrence or non-occurrence of one or more uncertain future events not wholly within the control of the Company. Contingent assets are disclosed in the financial statements when inflow of economic benefits is probable on the basis of judgment of management. These are assessed continually to ensure that developments are appropriately reflected in the financial statements.

Revenue Recognition and Other Income

- a) Revenue is recognised when the significant risks and rewards of ownership have been transferred to the buyer, recovery of the consideration is probable, the associated costs can be estimated reliably, there is no continuous management involvement and the amount of revenue can be measured reliably. Revenue from the sale of power is measured at the fair value of the consideration received or receivable.
- b) Revenue from the sale of power (except for power stations which are considered as Finance/Operating Lease) is accounted for as per tariff notified by Central Electricity Regulatory Commission. In case of Power Stations where tariff is not notified, sale is recognized on provisional rates worked out by the Company based on the parameters and



method adopted by the appropriate authority. Customers are billed on a periodic and regular basis. As at each reporting date, revenue from sale of power includes an accrual for sales delivered to customers but not yet billed (unbilled revenue). Rebates given to beneficiaries as early payments incentives are deducted from the amount of revenue. Recovery/ refund towards foreign currency variation in respect of foreign currency loans and recovery towards Income Tax are accounted for on year to year basis.

- c) Recovery towards deferred tax items recognized till March 31,2009 are accounted for when the same materialises.
- d) Incentives/Disincentives are recognised as per Central Electricity Regulatory Commission (Terms and Conditions of Tariff) Regulations. In case of Power Stations where tariff have not been notified, incentives/disincentives are recognized provisionally on assessment of the likelihood of acceptance of the same.
- e) Adjustments arising out of finalisation of Regional Energy Account (REA), though not material, are effected in the year of respective finalisation.
- f) Advance Against Depreciation (AAD) considered as deferred income up to 31st March 2009 is included in sales on straight line basis over the balance useful life after 31st March of the year closing after a period of 12 years from the date of commercial operation of the project, considering the total useful life of the project as 35 years.
- g) Revenue on Project Management / Construction Contracts/ Consultancy assignments is recognized on percentage of completion method. The percentage of completion is determined as proportion of “cost incurred up to reporting date” to “estimated cost to complete the concerned Project Management / Construction Contracts and Consultancy assignment”.
- h) Dividend income is recognized when right to receive the same is established.
- i) Interest/Surcharge recoverable from customers and liquidated damages /interest on advances to contractors is recognised when no significant uncertainty as to measurability and collectability exists.
- j) For all debt instruments measured either at amortised cost or at fair value through other comprehensive income, interest income is recorded using the effective interest rate (EIR). EIR is the rate that exactly discounts the estimated future cash payments or receipts over the expected life of the financial asset to the gross carrying amount of the financial asset. When calculating the effective interest rate, the Company estimates the expected cash flows by considering all the contractual terms of the financial instrument (for example, prepayment, extension, call and similar options) but does not consider the expected credit losses. Interest income is included in other income in the Statement of Profit and Loss.

16.0 Employee Benefits

i) Short-term employee benefits

Short-term employee benefit obligations are measured on an undiscounted basis and are expensed or included in the carrying amount of an asset if another standard permits such inclusion as the related service is provided.

A liability is recognised for the amount expected to be paid under short-term performance related cash bonus if the Company has a present legal or constructive obligation to pay this amount as a result of past service provided by the employee and the obligation can be estimated reliably.

ii) Defined contribution plans

A defined contribution plan is a post-employment benefit plan under which an entity pays fixed contributions into separate trusts and will have no legal or constructive obligation to pay further amounts. Obligations for contributions to defined contribution plans are recognised as an employee benefit expense in the Statement of Profit and Loss or included in the carrying amount of an asset if another standard permits such inclusion in the



periods during which services are rendered by employees. Contributions to a defined contribution plan that is due more than 12 months after the end of the period in which the employees render the service are discounted to their present value.

Employees Defined Contribution Superannuation Scheme (EDCSS) for providing pension benefits and contribution to Social Security Scheme are accounted as defined contribution plan.

iii) Defined benefit plans

A defined benefit plan is a post-employment benefit plan other than a defined contribution plan. The Company's Gratuity Scheme, Retired Employees Health Scheme (REHS), Provident Fund Scheme, Allowance on Retirement/Death and Memento on Superannuation to employees are in the nature of defined benefit plans.

The liability or asset recognised in the Balance Sheet in respect of Gratuity, Retired Employees Health Scheme and Provident Fund Scheme is the present value of the defined benefit obligation at the end of the reporting period less the fair value of plan assets.

The defined benefit obligation is calculated annually by actuary using the Projected Unit Credit Method.

The present value of the defined benefit obligation is determined by discounting the estimated future cash outflows by reference to market yields at the end of the reporting period on government bonds that have terms approximating to the terms of the related obligation.

The net interest cost is calculated by applying the discount rate to the net balance of the defined benefit obligation and the fair value of plan assets. This cost is included in employee benefit expense in the statement of profit and loss or included in the carrying amount of an asset if another standard permits such inclusion.

Remeasurement gains and losses arising from experience adjustments and changes in actuarial assumptions are recognised in the period in which they occur, directly in Other Comprehensive Income. They are included in retained earnings in the Statement of Changes in Equity and in the Balance Sheet.

iv) Other long-term employee benefits

Benefits under the Company's leave encashment scheme constitute other long term employee benefits.

The Company's net obligation in respect of long-term employee benefits is the amount of future benefits that employees have earned in return for their service in the current and prior periods. The benefit is discounted to determine its present value, and the fair value of any related assets is deducted. The discount rate is based on the prevailing market yields of Indian government securities as at the reporting date that have maturity dates approximating the terms of the Company's obligations. The calculation is performed using the Projected Unit Credit Method. Contributions to the scheme and actuarial gains or losses are recognised in the Statement of Profit and Loss or included in the carrying amount of an asset if another standard permits such inclusion in the period in which they arise.

v) Termination benefits

The expenses incurred on terminal benefits in the form of ex-gratia payments and notice pay on voluntary retirement schemes are charged to the Statement of Profit and Loss in the year of incurrence of such expenses.

17.0 Borrowing costs

Borrowing costs directly attributable to the acquisition, construction or production of qualifying tangible assets that necessarily takes a substantial period of time to get ready for its intended use or sale are capitalised as part of the cost of the asset. All other borrowing



costs are expensed in the period in which they occur. Borrowing costs consist of interest and other costs that an entity incurs in connection with the borrowing of funds. Borrowing cost also includes exchange differences to the extent regarded as an adjustment to the borrowing costs.

Capitalisation of borrowing cost ceases when substantially all the activities necessary to prepare the qualifying tangible assets for their intended use are complete.

18.0 Depreciation and amortization

- a) Depreciation on additions to /deductions from Property, Plant & Equipment (PPE) during the year is charged on pro-rata basis from / up to the date on which the asset is available for use / disposal.
- b) Depreciation on Property, Plant and Equipment of Operating Units of the Company is charged to the Statement of Profit & Loss on straight-line method following the rates and methodology as notified by CERC for the fixation of tariff except for assets specified in Policy No. 18.0(d) below.
- c) i) Depreciation on Property, Plant and Equipment (except old and used) of other than Operating Units of the Company is charged to the extent of 90% of the cost of the asset following the rates notified by CERC for the fixation of tariff except for assets specified in Policy No. 18.0(d) below.
ii) Depreciation on old and used items of PPE of other than Operating Units is charged on straight-line method to the extent of 90% of the cost of the asset over estimated useful life determined on the basis of technical assessment.
- d) i) Depreciation in respect of following items of PPE is provided on straight line method based on the life and residual value (5%) given in the Schedule II of the Companies Act, 2013:
 - Construction Plant & Machinery
 - Computer & Peripheralsii) Based on technical assessment, depreciation on Mobile Phones is provided on straight line basis over a period of three years with residual value of Re 1.
- e) Temporary erections are depreciated fully (100%) in the year of acquisition /capitalization by retaining Re. 1/- as WDV.
- f) Tangible Assets valuing Rs. 5000/- or less but more than Rs. 750/- are fully depreciated during the year in which asset is made available for use with Re. 1/- as WDV.
- g) Low value items, which are in the nature of assets (excluding immovable assets) and valuing upto Rs. 750/- are not capitalized and charged off to revenue in the year of use.
- h) Leasehold Land, in case of operating units, is amortized over the period of lease or 35 years whichever is lower, following the rates and methodology notified vide CERC tariff regulations.
- i) Leasehold Land, in case of units other than operating units, is amortized over the period of lease or 35 years whichever is lower.
- j) Tangible Assets created on leasehold land are depreciated to the extent of 90% of original cost over the balance available lease period of respective land from the date such asset is available for use or at the applicable depreciation rates & methodology notified by CERC tariff regulations for such assets, whichever is higher.
- k) Land-Right to use is amortized over a period of 30 years from the date of commercial operation of the project in line with CERC tariff regulations notified for tariff fixation.
- l) Cost of software recognized as 'Intangible Assets' is amortized on straight line method over a period of legal right to use or three financial years, whichever is earlier, starting from the year in which it is acquired. 584



- m) Where the cost of depreciable assets has undergone a change during the year due to increase/decrease in long term liabilities on account of exchange fluctuation, price adjustment, settlement of arbitration/court cases, change in duties or similar factors, the unamortized balance of such assets is depreciated prospectively over the residual life of such assets at the rate of depreciation and methodology notified by CERC tariff regulations.
- n) Where the life and / or efficiency of an asset is increased due to renovation and modernization, the expenditure thereon along with its unamortized depreciable amount is charged prospectively over the revised / remaining useful life determined by technical assessment.
- o) Spares parts procured along with the Plant & Machinery or subsequently which are capitalized and added in the carrying amount of such item are depreciated over the residual useful life of the related plant and machinery at the rates and methodology notified by CERC.

19.0 Impairment of non-financial assets other than inventories

- a. The Company assesses, at each reporting date, whether there is an indication that an asset may be impaired. If any indication exists, or when annual impairment testing for an asset is required, the Company estimates the asset's recoverable amount. An asset's recoverable amount is the higher of an asset's or cash-generating unit's (CGU) fair value less costs of disposal and its value in use. Recoverable amount is determined for an individual asset, unless the asset does not generate cash inflows that are largely independent of those from other assets of the Company. When the carrying amount of an asset or CGU exceeds its recoverable amount, the asset is considered impaired and is written down to its recoverable amount. The resulting impairment loss is recognised in the Statement of Profit and Loss.
- b. In assessing value in use, the estimated future cash flows are discounted to their present value using a pre-tax discount rate that reflects current market assessments of the time value of money and the risks specific to the asset. In determining fair value less costs of disposal, recent market transactions are taken into account. If no such transactions can be identified, an appropriate valuation model is used. These calculations are corroborated by valuation multiples, quoted share prices for publicly traded companies or other available fair value indicators.
- c. In case of expenditure on survey & investigation of projects, if it is decided to abandon such a project under survey & investigation, expenditure incurred thereon is charged to the Statement of Profit and Loss in the year in which such decision is taken.
- d. In case a project under survey and Investigation remains in abeyance by the order of appropriate authority/ by injunction of court order, any expenditure incurred on such projects from the date of order/ injunction of court is provided in the books from the date of such order till the period project is kept in abeyance by such order/ injunction. Provision so made is however reversed on the revocation of aforesaid order/ injunction.
- e. Impairment losses recognised in prior periods are assessed at each reporting date for any indications that the loss has decreased or no longer exists. An impairment loss is reversed if there has been a change in the estimates used to determine the recoverable amount. An impairment loss is reversed only to the extent that the asset's carrying amount does not exceed the carrying amount that would have been determined, net of depreciation or amortisation, if no impairment loss had been recognised.

20.0 Income Taxes

Income tax expense comprises current and deferred tax. Tax is recognised in the Statement of Profit and Loss, except to the extent that it relates to items recognised directly in equity or other comprehensive income, in which case the tax is also recognised directly in equity or in other comprehensive income.



a) Current tax

- i) The current tax is the expected tax payable on the taxable income for the year on the basis of the tax laws applicable at the reporting date and any adjustments to tax payable in previous years. Taxable profit differs from profit as reported in the Statement of Profit and Loss because it excludes items of income or expense that are taxable or deductible in other years and it further excludes items that are never taxable or deductible (permanent differences).
- ii) Additional income taxes that arise from the distribution of dividends are recognised at the same time that the liability to pay the related dividend is recognised.

b) Deferred tax

- i) Deferred tax is recognised on temporary differences between the carrying amounts of assets and liabilities in the Company's financial statements and the corresponding tax bases used in the computation of taxable profit and are accounted for using the Balance Sheet method. Deferred tax liabilities are generally recognised for all taxable temporary differences, and deferred tax assets are generally recognised for all deductible temporary differences, unused tax losses and unused tax credits to the extent that it is probable that future taxable profits will be available against which those deductible temporary differences, unused tax losses and unused tax credits can be utilised. Such assets and liabilities are not recognised if the temporary difference arises from the initial recognition (other than in a business combination) of an asset or liability in a transaction that at the time of the transaction affects neither the taxable profit or loss nor the accounting profit or loss.
- ii) The carrying amount of deferred tax assets is reviewed at each Balance Sheet date and reduced to the extent that it is no longer probable that sufficient taxable profits will be available against which the temporary differences can be utilised.
- iii) Deferred tax assets and liabilities are measured at the tax rates that are expected to apply in the period in which the liability is settled or the asset realised, based on tax rates (and tax laws) that have been enacted or substantively enacted by the Balance Sheet date. The measurement of deferred tax liabilities and assets reflects the tax consequences that would flow in the manner in which the Company expects, at the reporting date, to recover or settle the carrying amount of its assets and liabilities.
- iv) Deferred tax is recognised in the Statement of Profit and Loss except to the extent that it relates to items recognised directly in other comprehensive income or equity, in which case it is recognised in other comprehensive income or equity.
- v) Deferred income tax assets and liabilities are offset when there is a legally enforceable right to offset current tax assets against current tax liabilities, and when the deferred income tax assets and liabilities relate to income taxes levied by the same taxation authority on either the taxable entity or different taxable entities where there is an intention to settle the balances on a net basis.
- vi) Deferred tax recovery adjustment account is credited/ debited to the extent the deferred tax for the current period which forms part of current tax in the subsequent periods and affects the computation of return on equity (ROE), a component of tariff.

Compensation from third parties

Impairments or losses of items, related claims for payments of compensation from third parties including insurance companies and any subsequent purchase or construction of assets/inventory are separate economic events and are accounted for separately.

Compensation from third parties including from insurance companies for items of property, plant and equipment or for other items that were impaired, lost or given up is included in the Statement of Profit and Loss when the compensation becomes receivable. Insurance claims for loss of profit are accounted for based on certainty of realisation.



22.0 Segment Reporting

- a) In accordance with Ind AS 108 – Operating Segment, the operating segments used to present segment information are identified on the basis of internal reports used by the Company's Management to allocate resources to the segments and assess their performance. The Board of Directors is collectively the Company's "Chief Operating Decision Maker" or "CODM" within the meaning of Ind AS 108.
- b) Electricity generation is the principal business activity of the Company. Other operations viz., Contracts, Project Management and Consultancy works do not form a reportable segment as per the Ind AS -108 - 'Operating Segments'.
- c) The Company is having a single geographical segment as all its Power Stations are located within the Country.

23.0 Leases

a) Company as a Lessee:

- i. Leases of property, plant and equipment (mainly land acquired through lump sum upfront payments), where the Company, as lessee, has substantially all the risks and rewards of ownership are classified as finance lease. Such finance leases are generally capitalised at the lease's inception at the fair value of the leased property which equals the transaction price i.e. lump sum upfront payments.
- ii. Leases in which a significant portion of the risks and rewards of ownership are not transferred to the Company as lessee are classified as operating leases. Payments made under operating leases are charged to Statement of Profit and Loss over the period of lease.

b) Company as a Lessor:

Power Purchase Agreements (PPA) in the nature of embedded lease with a single beneficiary where the minimum lease term is for the major part of the plant's economic life and the minimum lease payments amounts to substantially all the fair value of the plant are considered as a Finance Lease. Other embedded leases are considered as Operating Lease.

- i) For embedded leases in the nature of a Finance Lease, the investment in the plant is recognised as a Lease Receivable. The minimum lease payments are identified by segregating the embedded lease payments from the rest of the contract amounts including Advance Against Depreciation (AAD) recognised in accordance with CERC Tariff regulations 2004-09 up to 31st March 2009 and considered as deferred income. Each lease receipt is allocated between the receivable and finance lease income so as to achieve a constant rate on the Lease Receivable outstanding.
- ii) In the case of Operating Leases or embedded operating leases, the lease income from the operating lease is recognised in revenue over the lease term to reflect the pattern of use benefit derived from the leased asset. The respective leased assets are included in the Balance Sheet based on their nature and depreciated over its economic life.

24.0 Material prior period errors

Material prior period errors are corrected retrospectively by restating the comparative amounts for the prior periods presented in which the error occurred. If the error occurred before the earliest period presented, the opening balances of assets, liabilities and equity for the earliest period presented, are restated.

Earnings per share

- a) Basic earnings per equity share is computed by dividing the net profit or loss attributable to equity shareholders of the Company by the weighted average number of equity shares outstanding during the financial year.
- b) Diluted earnings per equity share is computed by dividing the net profit or loss attributable to equity shareholders of the Company by the weighted average number of equity shares considered for deriving basic earnings per equity share and also the



Portable 100kv fully automatic microprocessor based oil BDV test	410711	10,55,914
MISC. POWER PLANT EQUIPMENT UNIT 3	410713	13,45,250
MISC. POWER PLANT EQUIPMENT UNIT 1	410713	13,45,250
MISC. POWER PLANT EQUIPMENT UNIT 4	410713	13,45,250
MISC. POWER PLANT EQUIPMENT UNIT 2	410713	13,45,251
DRS Compact Relay For Unit Protection (DRS Compact 2A UAKB)	410714	12,87,635
DRS Compact Relay For Unit Protection (DRS Compact 2A)	410714	10,45,509
DRS Compact Relay For Unit Protection (DRS LA4)	410714	3,71,039
DRS Compact Relay For Unit Protection (DRS LA6)	410714	4,50,399
DRS Compact Relay For Unit Protection (DRS LP8)	410714	7,04,993
Surge Arrester 198KV, 10KA Class-III, Oblum, Model No ZAQ	410714	76,700
Surge Arrester 198KV, 10KA Class-III, Oblum, Model No ZAQ	410714	76,700
Surge Arrester 198KV, 10KA Class-III, Oblum, Model No ZAQ	410714	76,700
30 KWP SOLAR PV ON GRID CONNECTED POWER PLANT	410904	20,38,325
1 HP SELF PRIMING MONOBLOC PUMP SET, SINGLE PHASE	411112	8,519
SINGLE PHASE MOTOR WITH PUMP 2HP(MONO BLOCK)	411112	9,955
4.1 HP WASTE WATER SUBMERSIBLE PUMP SET, KSB, AMAREX N50- 222 S	411112	1,09,150
4.1 HP WASTE WATER SUBMERSIBLE PUMP SET, KSB, AMAREX N50- 222 S	411112	1,09,150
Motor Boat - 10 seater FRP 5.4M81.9080.90M	411603	9,85,057
CENTER TABLE	411701	12,539
CORNER SOFA SET 163 INCH X 30INCH X 30INCH	411701	1,04,499
SOFA SET 3 SEATER	411701	74,101
BENCH & DESK GENII 2STR FR+RR PLT CHOCO SM4	411704	7,453
BENCH & DESK GENII 2STR FR+RR PLT CHOCO SM4	411704	7,453
BENCH & DESK GENII 2STR FR+RR PLT CHOCO SM4	411704	7,453
BENCH & DESK GENII 2STR FR+RR PLT CHOCO SM4	411704	7,453
BENCH & DESK GENII 2STR FR+RR PLT CHOCO SM4	411704	7,453
BENCH & DESK GENII 2STR FR+RR PLT CHOCO SM4	411704	7,453
BENCH & DESK GENII 2STR FR+RR PLT CHOCO SM4	411704	7,453
BENCH & DESK GENII 2STR FR+RR PLT CHOCO SM4	411704	7,453
BENCH & DESK GENII 2STR FR+RR PLT CHOCO SM4	411704	7,453
BENCH & DESK GENII 2STR FR+RR PLT CHOCO SM4	411704	7,453
BENCH & DESK GENII 2STR FR+RR PLT CHOCO SM4	411704	7,453
BENCH & DESK GENII 2STR FR+RR PLT CHOCO SM4	411704	7,453
BENCH & DESK GENII 2STR FR+RR PLT CHOCO SM4	411704	7,453
BENCH & DESK GENII 2STR FR+RR PLT CHOCO SM4	411704	7,453
BENCH & DESK GENII 2STR FR+RR PLT CHOCO SM4	411704	7,453
BENCH & DESK GENII 2STR FR+RR PLT CHOCO SM4	411704	7,453
BENCH & DESK GENII 2STR FR+RR PLT CHOCO SM5	411704	7,891
BENCH & DESK GENII 2STR FR+RR PLT CHOCO SM5	411704	7,891
BENCH & DESK GENII 2STR FR+RR PLT CHOCO SM5	411704	7,891
BENCH & DESK GENII 2STR FR+RR PLT CHOCO SM5	411704	7,891
BENCH & DESK GENII 2STR FR+RR PLT CHOCO SM5	411704	7,891

574



BENCH & DESK GENII 2STR FR+RR PLT CHOCO SM5	411704	7,891
BENCH & DESK GENII 2STR FR+RR PLT CHOCO SM5	411704	7,891
BENCH & DESK GENII 2STR FR+RR PLT CHOCO SM5	411704	7,891
BENCH & DESK GENII 2STR FR+RR PLT CHOCO SM5	411704	7,891
BENCH & DESK GENII 2STR FR+RR PLT CHOCO SM5	411704	7,891
BENCH & DESK GENII 2STR FR+RR PLT CHOCO SM5	411704	7,891
BENCH & DESK GENII 2STR FR+RR PLT CHOCO SM5	411704	7,891
BENCH & DESK GENII 2STR FR+RR PLT CHOCO SM5	411704	7,891
BENCH & DESK GENII 2STR FR+RR PLT CHOCO SM5	411704	7,891
BENCH & DESK GENII 2STR FR+RR PLT CHOCO SM5	411704	7,891
BENCH & DESK GENII 2STR FR+RR PLT CHOCO SM5	411704	7,891
BENCH & DESK GENII 2STR FR+RR PLT CHOCO SM5	411704	7,891
BENCH & DESK GENII 2STR FR+RR PLT CHOCO SM5	411704	7,891
BENCH & DESK GENII 2STR FR+RR PLT CHOCO SM5	411704	7,891
BENCH & DESK GENII 2STR FR+RR PLT CHOCO SM5	411704	7,891
WOODEN STUDY CHAIR WITH CUSHIONED SEAT	411707	6,024
WOODEN STUDY CHAIR WITH CUSHIONED SEAT	411707	6,024
WOODEN STUDY CHAIR WITH CUSHIONED SEAT	411707	6,024
WOODEN STUDY CHAIR WITH CUSHIONED SEAT	411707	6,024
WOODEN STUDY CHAIR WITH CUSHIONED SEAT	411707	6,024
WOODEN CHAIR WITH CUSHION	411707	6,608
WOODEN CHAIR WITH CUSHION	411707	6,608
WOODEN CHAIR WITH CUSHION	411707	6,608
WOODEN CHAIR WITH CUSHION	411707	6,608
WOODEN CHAIR WITH CUSHION	411707	6,608
WOODEN DINING CHAIR WITH 32 DENSITY CUSHION IN SEAT WITH	411707	5,705
WOODEN DINING CHAIR WITH 32 DENSITY CUSHION IN SEAT WITH	411707	5,705
WOODEN DINING CHAIR WITH 32 DENSITY CUSHION IN SEAT WITH	411707	5,705
WOODEN DINING CHAIR WITH 32 DENSITY CUSHION IN SEAT WITH	411707	5,705
WOODEN DINING CHAIR WITH 32 DENSITY CUSHION IN SEAT WITH	411707	5,705
WOODEN DINING CHAIR WITH 32 DENSITY CUSHION IN SEAT WITH	411707	5,705
STEEL ALMIRAH MADE OF 22 GAUGE SHEET, SIZE 78"X34"X22"	411707	14,514
STEEL ALMIRAH MADE OF 22 GAUGE SHEET, SIZE 78"X34"X22"	411707	14,514
STEEL ALMIRAH MADE OF 22 GAUGE SHEET, SIZE 78"X34"X22"	411707	14,514
STEEL ALMIRAH MADE OF 22 GAUGE SHEET, SIZE 78"X34"X22"	411707	14,514
STEEL ALMIRAH MADE OF 22 GAUGE SHEET, SIZE 78"X34"X22"	411707	14,514
8-SEATER DINING TABLE	411707	79,939
JARUL WOOD MADE STUDY TABLE OF SIZE 3' X 2' HAVING ONEDRAWER.	411707	8,537
JARUL WOOD MADE STUDY TABLE OF SIZE 3' X 2' HAVING ONEDRAWER.	411707	8,537
JARUL WOOD MADE STUDY TABLE OF SIZE 3' X 2' HAVING ONEDRAWER.	411707	8,537
JARUL WOOD MADE STUDY TABLE OF SIZE 3' X 2' HAVING ONEDRAWER.	411707	8,537
JARUL WOOD MADE STUDY TABLE OF SIZE 3' X 2' HAVING ONEDRAWER.	411707	8,537
WOODEN CENTRE TABLE 42" X 21" MADE OF TEAKWOODWITH GLASS	411707	8,614
WOODEN CENTRE TABLE 42" X 21" MADE OF TEAKWOODWITH GLASS	411707	8,614
WOODEN CENTRE TABLE 42" X 21" MADE OF TEAKWOODWITH GLASS	411707	8,614
WOODEN CENTRE TABLE 42" X 21" MADE OF TEAKWOODWITH GLASS	411707	8,614
WOODEN CENTRE TABLE 42" X 21" MADE OF TEAKWOODWITH GLASS	411707	8,614

575



LG WASHING MACHINE FULLY AUTOMATIC FRONT LOADING	412007	33,856
LG WASHING MACHINE FULLY AUTOMATIC FRONT LOADING	412007	33,856
AIR CONDITIONER SPLIT TYP 1.5 TON	412008	42,001
MICROTEK INVERTER JMSW 2000 VA SINE WAVE	412020	8,715
Inverter with Battery	412020	15,100
Inverter with Battery	412020	15,100
HAND OPERATED SIREN 1KM RANGE	412503	8,805
Lava X41 Plus Mobile	411905	7,650
WELDING SET,PORTABLE INVERTOR BASED RECTIFIER,1-PHASE,	412503	25,960
PANASONIC, MX-AC400, MIXER GRINDER	412503	5,501
TOYO WEIGHTING INSTRUMENT - TOYO, CLASS III, MODEL TT	412503	7,670
RO WATER PURIFIER, CAPACITY 100 LTR/HOUR, MAKE: KENT, MODEL:	412503	49,999
DIGITAL LUX METER,CAPACITY 2 LAKHS LUX, METRAVI,1300	412801	1,670
Cordless Telephone Set	412801	3,500
EXHAUST FAN	412801	1,550
EXHAUST FAN	412801	1,550
EXHAUST FAN	412801	1,550
EXHAUST FAN	412801	1,550
SUMSUNG GURU E1200 MOBILE PHONE	412801	1,250
SUMSUNG GURU E1200 MOBILE PHONE	412801	1,250
SUMSUNG GURU E1200 MOBILE PHONE	412801	1,250
SUMSUNG GURU E1200 MOBILE PHONE	412801	1,250
SUMSUNG GURU E1200 MOBILE PHONE	412801	1,250
SUMSUNG GURU E1200 MOBILE PHONE	412801	1,250
SUMSUNG GURU E1200 MOBILE PHONE	412801	1,250
SUMSUNG GURU E1200 MOBILE PHONE	412801	1,250
SUMSUNG GURU E1200 MOBILE PHONE	412801	1,250
SUMSUNG GURU E1200 MOBILE PHONE	412801	1,250
SUMSUNG GURU E1200 MOBILE PHONE	412801	1,250
SUMSUNG GURU E1200 MOBILE PHONE	412801	1,250
SUMSUNG GURU E1200 MOBILE PHONE	412801	1,250
SUMSUNG GURU E1200 MOBILE PHONE	412801	1,250
SUMSUNG GURU E1200 MOBILE PHONE	412801	1,250
SUMSUNG GURU E1200 MOBILE PHONE	412801	1,250
PREMIUM WOODEN BED SIDE TABLE	412801	4,661
PREMIUM WOODEN BED SIDE TABLE	412801	4,661
PREMIUM WOODEN BED SIDE TABLE	412801	4,661
PREMIUM WOODEN BED SIDE TABLE	412801	4,661
PREMIUM WOODEN BED SIDE TABLE	412801	4,661
HEAT CONVECTOR 2KW	412801	2,209
HEAT CONVECTOR 2KW	412801	2,209
HEAT CONVECTOR 2KW	412801	2,209
HEAT CONVECTOR 2KW	412801	2,209
HEAT CONVECTOR 2KW	412801	2,209
X-RAY VIEW BOX LED 2 FILMS	412801	4,825
X-RAY VIEW BOX LED 2 FILMS	412801	4,825
LARGE CLOCK DIAL TYPE BP APPARATUS MAKE- LIFE LINE MODEL-	412801	1,620
LARGE CLOCK DIAL TYPE BP APPARATUS MAKE- LIFE LINE MODEL-	412801	1,620
LARGE CLOCK DIAL TYPE BP APPARATUS MAKE- LIFE LINE MODEL-	412801	1,620



	LARGE CLOCK DIAL TYPE BP APPARATUS MAKE- LIFE LINE MODEL-	412801	1,620
	LARGE CLOCK DIAL TYPE BP APPARATUS MAKE- LIFE LINE MODEL-	412801	1,620
	OXYGEN CONCENTRATOR BPL OG4203,MAKE-BPL, MODEL-OG4203	412801	43,400
	FOETAL DOPPLER (SINGLE FOETUS, PORTABLE TYPE), BPL & FD 9713	412801	7,300
	AUTOMATIC VOLTAGE STABILIZER (SINGLE PHASE) CAPACITY 4 KVA	412801	3,043
	X-RAY VIEW BOX LED 2 FILMS	412801	4,825
	Total		5,50,62,232

1.2 Addition on account of others (Transfer In from Subsidiary companies)

Sl. No.	Particular of assets	Head of account	Gross block (Rs.)	Net Block Addition (Rs.)	Name of Subsidiary Company	Advice number
	Total		0			

1.3 Addition on account of inter unit transfers

Sl. No.	Particular of assets	Head of account	Gross block of Assets (Rs.)	Detail of the Unit / Company from where Assets Received (Transferred In)		Advice number
				Name of Unit / Company	Code of Unit / Company	
	Office Table	411701	5,700	Corporate Office	100	IUA17-100/154401/Q1-79
	Samsung Refrigerator	412020	22,500	Corporate Office	100	IUA17-100/154401/Q1-82
	Samsung Refrigerator RT72KBTS	412505	20,000	Corporate Office	100	IUA17-100/154401/Q1-81
	Panasonic KXTG3551SX Phone	412801	2,500	Corporate Office	100	IUA17-100/154401/Q1-80
	MS Office Professional Plus 2016 SNGL OLP C	412201	20,573	Corporate Office	100	IUA17-100/154401/Q1-33
	MS Office Professional Plus 2016 SNGL OLP C	412201	20,573	Corporate Office	100	IUA17-100/154401/Q1-35
	MS Office Professional Plus 2016 SNGL OLP C	412201	20,573	Corporate Office	100	IUA17-100/154401/Q1-36
	MS Office Professional Plus 2016 SNGL OLP C	412201	20,573	Corporate Office	100	IUA17-100/154401/Q1-37
	MS Office Professional Plus 2016 SNGL OLP C	412201	20,573	Corporate Office	100	IUA17-100/154401/Q1-38
	MS Office Professional Plus 2016 SNGL OLP C	412201	20,573	Corporate Office	100	IUA17-100/154401/Q1-39
	Total		174138			

2.1 Deductions on account of Others (Sale/Disposal/Write off)

Sl. No.	Particular of assets	Head of account	Gross block Addition (Rs.)
	CHAIR-4	412801	2319
	CHAIR-3	412801	2319
	CHAIR-2	412801	2319
	CHAIR-1	412801	2319
	EASY CHAIR	411701	7240
	DIWAN	411701	8484
	1.5 VOLTAS GOLD 2 STAR WITH ST	412008	21500
	Total		46500



2.2 Deduction on account of others (Transfer out to Subsidiary companies)

Sl. No.	Particular of assets	Head of account	Gross block (Rs.)	Net Block Deduction (Rs.)	Name of Subsidiary Company	Advice number
Total			0			

2.3 Deductions on account of Inter-unit Transfer

Sl. No.	Particular of assets	Head of account	Gross block Deduction (Rs.)	Detail of the Unit / Company to which Assets Sent (Transferred Out)		Advice number
				Name of Unit / Company	Code of Unit / Company	
Total			0			

3. Addition / Deduction of Fixed assets on account of Adjustments (FERV, Reclassification, Capitalization Adjustments, Change in Head of Account)

Sl. No.	Particular of assets	Head of account	Gross block Adjusted (Rs.) (+) for Addition, (-) for Deduction)
Total			0



Annexure to Note 2.2

CUMMULATIVE EDC

(Amount in Rupees)

Particulars	Linkage	31-03-2018	31-03-2017
A. EMPLOYEES BENEFITS EXPENSES			
Salaries, wages, allowances	437501	940490557	964927091
Gratuity and contribution to provident fund (including administration fees)	437502	181039864	184815753
Staff welfare expenses	437503	110840236	111595619
Leave Salary & Pension Contribution	437504	0	0
Sub-total(a)		1232370657	1261338463
Less: Capitalized During the year/Period	438103	1232370657	1232370657
Sub-total(A)		0	28967806
B. REPAIRS AND MAINTENANCE			
Building	437510	42784948	44796195
Machinery	437511	18788295	18788295
Others	437512	65939820	65959280
Rent	437514	75416797	76581847
Rates and taxes	437515	1278895	1278895
Insurance	437516	4681170	4681170
Security expenses	437517	52633081	52633081
Electricity Charges	437518	48635072	48635072
Travelling and Conveyance	437519	36334250	37497456
Expenses on vehicles	437520	72436201	72452653
Telephone, telex and Postage	437521	15528485	15640131
Advertisement and publicity	437522	14295280	14334956
Entertainment and hospitality expenses	437523	220164	237159
Printing and stationery	437524	7229494	7644807
Remuneration to Auditors	437552	132382	132382
Design and Consultancy charges:			0
- Indigenous	437526	7671356	7671356
- Foreign	437527	0	0
Expenses on compensatory afforestation/ catchment area treatment/ environmental expenses	437531	229080669	229080669
Expenditure on land not belonging to corporation	437532	101684590	101684590
Land acquisition and rehabilitation	437533	0	0
Loss on assets/ materials written off	437528	7826329	7826329
Losses on sale of assets	437530	524196	550637
Other general expenses	437525	50616776	51056111
Sub-total (b)		853738250	859163071
Less: Capitalized During the year/Period	438102	853738250	853738250
Sub-total(B)		0	5424821
C. FINANCE COST			
i) Interest on :			
a) Government of India loan	437540	0	0
b) Bonds	437541	51123451	51123451
c) Foreign loan	437542	0	0
d) Term loan	437543		
e) Cash credit facilities /WCDL	437545	3651878455	3651878455
g) Exchange differences regarded as adjustment to interest cost	437554	0	0
Loss on Hedging Transactions	437555	0	0
ii) Bond issue/ service expenses	437546	1216144	1216144
iii) Commitment fee	437547	6455708	6455708
iv) Guarantee fee on loan	437548	0	0
v) Other finance charges	437549	28965904	28967811
vi) EAC- INTEREST ON LOANS FROM CENTRAL GOVERNMENT- ADJUSTMENT ON ACCOUNT OF EFFECTIVE INTEREST	437581	0	0
vii) EAC- INTEREST ON SECURITY DEPOSIT/ RETENTION MONEY- ADJUSTMENT ON ACCOUNT OF EFFECTIVE INTEREST	437583	0	0
viii) EAC- COMMITTED CAPITAL EXPENSES- ADJUSTMENT FOR TIME VALUE	437585	0	0
Sub-total (c)		3739639662	3739641569
Less: Capitalized During the year/Period	438105	3739639662	3739639662
Sub-total (C)		0	1907



D. EXCHANGE RATE VARIATION (NET)			
i) ERV (Debit balance)	437550	5123085	5123085
Less: ii) ERV (Credit balance)	437551	-4205910	-4205910
Sub-total (d)		917175	917175
Less: Capitalized During the year/Period	438108	917175	917175
Sub-total(D)		0	0
E. PROVISIONS			
Sub-total(e)	437561	325204198	325204198
Less: Capitalized During the year/Period	438106	325204198	325204198
Sub-total(E)		650408396	650408396
F. DEPRECIATION & AMORTISATION			
Sub-total (f)	437560	136049411	136470660
Less: Capitalized During the year/Period	438104	136049411	136049411
Sub-total(F)		0	421249
G. PRIOR PERIOD EXPENSES (NET)			
Prior period expenses	437565	33101659	33101659
Less Prior period income	437579	0	0
Sub-total (g)		33101659	33101659
Less: Capitalized During the year/Period	438107	33101659	33101659
Sub-total (G)		0	0
H. LESS : RECEIPTS AND RECOVERIES			
i) Income from generation of electricity – precommissioning	437570	6760749	6760749
ii) Interest on loans and advances	437571	47477034	47494426
iii) Miscellaneous receipts	437572	36534670	36805087
iv) Profit on sale of assets	437573	517438	517438
v) Provision not required written back	437574	146776498	146776498
vi) Hire charges/ outturn on plant and machinery	437575	3698671	3698671
vii) EAC-FAIR VALUE GAIN - SECURITY DEPOSIT/ RETENTION MONEY	437582	0	0
viii) EAC- FAIR VALUE GAIN ON PROVISIONS FOR COMMITTED CAPITAL EXPENDITURE	437584	0	0
Sub-total (h)		241765060	242052869
Less: Capitalized During the year/Period	438101	241765060	241765060
Sub-total (H)		0	287809
I. C.O./Regional Office Expenses (i)			
C.O./Regional Office Expenses (i)	437599	982863053	996474920
Less: Capitalized During the year/Period	438109	982863053	982863053
Sub-total(I)		0	13611867
GRAND TOTAL (a+b+c+d+e+f+g-h+i)		7062119005	7110258846
Less: Capitalized During the year/Period		7062119005	7062119005
GRAND TOTAL (A+B+C+D+E+F+G-H+I)		0	48139841



NOTE NO. 3.1 NON-CURRENT - FINANCIAL ASSETS - INVESTMENTS

PARTICULARS	As at 31st March, 2018	As at 31st March, 2017
Total		

NOTE NO. 3.2 NON-CURRENT - FINANCIAL ASSETS - LOANS

PARTICULARS	As at 31st March, 2018	As at 31st March, 2017
a) Employees (at amortised Cost)		
- Secured (considered good)	-	-
- Unsecured (considered good)	-	-
- Unsecured (considered doubtful)	-	-
Less : Provisions for doubtful Employees loans *1	-	-
Sub-total	-	-
b) Contractor / supplier		
- Secured (considered good)	-	-
- Unsecured (considered good)	-	-
- Against bank guarantee	-	-
- Others	-	-
- Unsecured (considered doubtful)	-	-
Less : Provisions for doubtful advances to Contractor/ Supplier *2	-	-
Sub-total	-	-
c) State Government in settlement of dues from customer		
- Secured (considered good)	-	-
- Unsecured (considered good)	-	-
- Unsecured (considered doubtful)	-	-
Less : Provisions for doubtful Loan to State Government *3	-	-
Sub-total	-	-
d) Government of Arunachal Pradesh		
- Secured (considered good)	-	-
- Unsecured (considered good)	-	-
- Unsecured (considered doubtful)	-	-
Sub-total	-	-
e) Deposits		
- Unsecured (considered good)	-	-
- Unsecured (considered doubtful)	-	-
Less : Provision for Doubtful Deposits *4	-	-
Sub-total	-	-
TOTAL	-	-

Provisions for doubtful Employees loans *1		
Opening Balance	-	-
Addition during the year		
Used during the year		
Reversed during the year		
Closing balance	-	-
Provisions for doubtful advances to Contractor/ Supplier *2		
Opening Balance	-	-
Addition during the year		
Used during the year		
Reversed during the year		
Closing balance	-	-
Provisions for doubtful Loan to State Government *3		
Opening Balance	-	-
Addition during the year		
Used during the year		
Reversed during the year		
Closing balance	-	-
Provision for Doubtful Deposits *4		
Opening Balance	-	-
Addition during the year		
Used during the year		
Reversed during the year		
Closing balance	-	-
Explanatory Note: -		
i) Loan included in Other Loans (Employees) due from directors or other officers of the company at the end of the period - For Corporate Office only		
ii) Advance due by firms or private companies in which any Director of the Company is a Director or member - For Corporate Office only		
iii) Loans are non-derivative financial assets which generate a fixed or variable interest income for the company. The Carrying value may be affected by the changes in the credit risk of the counterparties.		



582



NOTE NO. 3.3 NON-CURRENT - FINANCIAL ASSETS - OTHERS FINANCIAL ASSETS

PARTICULARS	As at 31st March, 2018	As at 31st March, 2017
A. Bank Deposits with more than 12 Months Maturity	-	-
B. Lease Rent receivable	-	-
C. Interest receivable on lease	-	-
D. Interest accrued on:	-	-
- Loan to Government of Arunachal Pradesh	-	-
- Bank Deposits with more than 12 Months Maturity	-	-
- Others	-	-
E. Share Application Money-CVPL (Pending Allotment)*	-	-
TOTAL	-	-

* Refer para-9 of Note No. 34-Other Explanatory Notes to Accounts for receivable mortgaged/hypothecated as security.

NOTE NO. 4.1 NON CURRENT TAX ASSETS (NET)

PARTICULARS	As at 31st March, 2018	As at 31st March, 2017
Advance Income Tax & Tax Deducted at Source	-	-
Less: Provision for Taxation	-	-
Total	-	-

NOTE NO. 4.2 OTHER NON-CURRENT ASSETS

PARTICULARS	As at 31st March, 2018	As at 31st March, 2017
A. CAPITAL ADVANCES		
Secured (considered good)	-	-
Unsecured (considered good)		
- Against bank guarantee	51,20,560	45,60,210
- Others	6,40,00,000	-
Less : Provision for expenditure awaiting utilisation certificate	-	-
Unsecured (considered doubtful)	-	-
Less : Provisions for doubtful advances *1	-	-
Sub-total	6,91,20,560	45,60,210
B. ADVANCES OTHER THAN CAPITAL ADVANCES		
i) DEPOSITS		
- Unsecured (considered good)	15,98,11,112	15,98,11,112
Less : Provision against demand raised by Govt.Depts.	15,29,26,112	15,29,26,112
- Unsecured (considered doubtful)	-	-
Less : Provision for Doubtful Deposits *2	-	-
	68,85,000	68,85,000
ii) Other advances		
- Unsecured (considered good)	-	94,999
- Unsecured (considered doubtful)	-	-
	-	94,999
C. Others		
i) Deferred Foreign Currency Fluctuation Assets/Expenditure		
Deferred Foreign Currency Fluctuation Assets	-	-
Deferred Expenditure on Foreign Currency Fluctuation	-	-
	-	-
ii) Deferred Cost on Employee loans given		
Secured - Considered Good	-	-
Employee loans - Unsecured	-	-
	-	-
TOTAL	7,60,05,560	1,15,40,209
Provision for doubtful Advances *1		
Opening Balance	-	-
Addition during the year	-	-
Used during the year	-	-
Reversed during the year	-	-
Closing balance	-	-
Provision for doubtful Deposits *2		
Opening Balance	-	-
Addition during the year	-	-
Used during the year	-	-
Reversed during the year	-	-
Closing balance	-	-



NOTE NO. 5 INVENTORIES

PARTICULARS	As at 31st March, 2018	As at 31st March, 2017
(Valuation as per Significant Accounting Policy No.1(iii)(10))		
Stores and spares	4,05,53,329	3,60,79,101
Stores in transit/ pending inspection	-	-
Loose tools	4,11,869	1,81,776
Scrap inventory	-	-
Material at site	-	-
Material issued to contractors/ fabricators	-	-
Inventory for Self Generated VER's/REC	-	-
Less: Provision for Obsolescence & Diminution in Value *1	48,13,263	48,13,263
TOTAL	3,61,51,935	3,14,47,614
*1 Provision for Obsolescence & Diminution in Value		
Opening Balance	48,13,263	74,62,522
Addition during the year		42,674
Used during the year		
Reversed during the year #		26,91,933
Closing balance	48,13,263	48,13,263
Explanatory Note:		
i) During the year, inventories written down to net realisable value (NRV) and recognised as an expense in profit or loss.	-	42,674
ii) For details, refer para-9 of Note No. 34- Other Explanatory Notes to Accounts for information of assets mortgaged/hypothecated with banks as security for related borrowings. - For Corporate Office only		
# Excess provision made earlier has been reversed during the year which led to the reversal of Write down of value of inventories.		

NOTE NO. 6 FINANCIAL ASSETS - CURRENT - INVESTMENTS

PARTICULARS	As at 31st March, 2018	As at 31st March, 2017
Total		

NOTE NO. 7 FINANCIAL ASSETS - CURRENT - TRADE RECEIVABLES

PARTICULARS	As at 31st March, 2018	As at 31st March, 2017
- Unsecured - Considered Good	-	-
- Unsecured - Considered Doubtful	-	-
Less: Provision for doubtful debts *1	-	-
TOTAL	-	-
*1 Provision for doubtful debts		
Opening Balance	-	-
Addition during the year		
Used during the year		
Reversed during the year		
Closing balance	-	-
Explanatory Note: -		
i) Debt due by directors or other officers of the company or any of them either severally or jointly with any other person or debts due by firms or private companies respectively in which any director of the Company is a partner or a director or a member.- For Corporate Office only		
ii) Debt due by subsidiaries/ Joint Ventures and others related parties of the company at point(i) above- For Corporate Office only		
iii) Due to the short-term nature of the current receivables, their carrying amount is assumed to be the same as their fair value.		



NOTE NO. 8 FINANCIAL ASSETS - CURRENT - CASH AND CASH EQUIVALENTS

PARTICULARS		As at 31st March, 2018	As at 31st March, 2017
A	Balances with banks		
	• With scheduled banks		
i)	- In Current Account	16,000	1,95,893
ii)	- In deposits account (Deposits with original maturity of less than three months)	-	-
	• With other banks		
	- In current account		
	Bank of Bhutan	-	-
B	Cheques, drafts on hand	-	-
C	Cash on hand		
	Cash on hand	-	47,241
TOTAL		16,000	2,43,134
Explanatory Note: -			
1) Cash on hand -(Includes stamps on hand)		-	-
2) Cash and Bank Balances on behalf of others and are not freely available for the business of the Company included in stated amount :-			
(a) held for Rural Road and Rural Electrification works being executed by Company on behalf of other agencies		-	-
(b) NHPC Emergency relief fund created in pursuance of order of Hon'ble High Court of Sikkim		-	-
(c) Others (Specify Nature)		-	-

NOTE 9 : FINANCIAL ASSETS - CURRENT - BANK BALANCES OTHER THAN CASH & CASH EQUIVALENTS

PARTICULARS		As at 31st March, 2018	As at 31st March, 2017
A	Balances with Banks	-	-
B	Deposit account-Unpaid Dividend / Interest	-	-
TOTAL		-	-
Explanatory Note: -			
Cash and Bank Balances held for Rural Road and Rural Electrification works being executed by Company on behalf of other agencies and are not freely available for the business of the Company included in stated amount		-	-

NOTE NO. 10 FINANCIAL ASSETS - CURRENT - LOANS

PARTICULARS		As at 31st March, 2018	As at 31st March, 2017
OTHER LOANS			
Employees (including accrued interest)			
	- Secured (considered good)	-	-
	- Unsecured (considered good)	-	-
	- Unsecured (considered doubtful)	-	-
	Less : Provisions for doubtful Employee loans & advances *1	-	-
Loan to State Government in settlement of dues from customer			
	- Unsecured (considered good)	-	-
Advances to Subsidiaries / JV's			
		-	-
TOTAL		-	-
*1 Provisions for doubtful Employee loans & advances			
	Opening Balance	-	-
	Addition during the year	-	-
	Used during the year	-	-
	Reversed during the year	-	-
	Closing balance	-	-
Explanatory Note: -			
Loan & Advances due from directors or other officers of the company at the end of the period - For Corporate Office only			
Advance due by firms or private companies in which any Director of the Company is a Director or member - For Corporate Office only			



NOTE NO. 11 FINANCIAL ASSETS - CURRENT - OTHERS

PARTICULARS	As at 31st March, 2018	As at 31st March, 2017
Others		
a) Claims recoverable	8,129	3,35,42,172
Less: Provisions for Doubtful Claims *1	-	-
Sub-total	8,129	3,35,42,172
b) Interest Income accrued on Bank Deposits	-	-
c) Receivable from Subsidiaries / JV's	-	-
d) Interest recoverable from beneficiary	-	-
e) Lease Rent receivable (Finance Lease)-Current	-	-
f) Interest receivable on Finance lease	-	-
g) Interest Accrued on Bonds	-	-
h) Receivable on account of unbilled revenue	-	-
i) Interest accrued on Loan to State Government in settlement of dues from customers	-	-
j) Advance to Contractor against arbitration award	-	-
TOTAL	8,129	3,35,42,172
*1 Provisions for Doubtful Claims		
Opening Balance	-	-
Addition during the year	-	-
Used during the year	-	-
Reversed during the year	-	-
Closing balance	-	-
Explanatory Note:-		
1) Receivable on account of unbilled revenue represents		
Grossing up of Return on Equity		
J&K water cess		
Unbilled sale for the month of March		
Sales due to revision of Tariff Order-Chutak Power Station		
Uttranchal Green & Water Cess		
Sales due to revision of Tariff Order-Parbati-III & Tanakpur Power		
Sales due to revision of Tariff Order-Chamera-III Power Station		
Sales due to revision of Tariff Order-Dhauliganga Power Station		
Recognition of Sale (Estimated) awaiting Tariff Order-Nimmo Bazgo		
Power Station		
Tax adjustment		
MEA Sales		
Parbati-III (4th Unit) Estimated Sale		
Recognition of Sale (Estimated) awaiting Tariff Order-Uri-II Power		
FERV		
Others		
Total	-	-
2) Receivable from Subsidiaries / JV's includes claim of the company towards capital expenditure incurred on Pakaldul, Kiru & Kawar HE Projects which have been transferred to M/s CVPPL (a joint venture company of NHPC, JKSPDC and PTC).		

NOTE NO. 12 CURRENT TAX ASSETS (NET)

PARTICULARS	As at 31st March, 2018	As at 31st March, 2017
Current Tax Assets		
Current Tax (Refer Note No-23)	-	-
Total	-	-



NOTE NO. 13 OTHER CURRENT ASSETS

PARTICULARS	As at 31st March, 2018	As at 31st March, 2017
A. Advances other than Capital Advances		
a) Deposits		
- Unsecured (considered good)	24,86,24,700	24,86,24,700
Less : Provision against demand raised by Govt.Depts.	-	-
- Unsecured (considered doubtful)	-	-
Less : Provision for Doubtful Deposits *1	-	-
Sub-total	24,86,24,700	24,86,24,700
b) Advance to contractor / supplier		
- Secured (considered good)	-	64,00,000
- Unsecured (considered good)		
- Against bank guarantee	-	-
- Others	3,38,083	55,97,126
Less : Provisions for expenditure awaiting utilization certificate	-	-
- Unsecured (considered doubtful)	-	-
Less : Provisions for doubtful advances *2	-	-
Sub-total	3,38,083	1,19,97,126
c) Other advances - Employees		
- Unsecured (considered good)	3,39,793	1,58,320
- Unsecured (considered doubtful)	-	-
Sub-total	3,39,793	1,58,320
d) Interest accrued on:		
Others		
- Considered Good	-	-
- Considered Doubtful	-	-
Less: Provisions for Doubtful Interest *3	-	-
Sub-total	-	-
B. Others		
a) Expenditure awaiting adjustment	-	-
Less: Provision for project expenses awaiting write off sanction *4	-	-
Sub-total	-	-
b) Losses awaiting write off sanction/pending investigation	6,34,33,577	39,09,668
Less: Provision for losses pending investigation/awaiting write off / sanction *5	6,34,33,577	39,09,668
Sub-total	-	-
c) Work In Progress		
Construction work in progress(on behalf of client)	-	-
Consultancy work in progression behalf of client)	-	-
d) Prepaid Expenditure	2,37,71,160	1,59,72,981
e) Deferred Employee Costs		
Secured - Considered Good	-	-
Unsecured	-	-
f) Deferred Foreign Currency Fluctuation		
Deferred Foreign Currency Fluctuation Assets	-	-
Deferred Expenditure on Foreign Currency Fluctuation	-	-
g) Surplus / Obsolete Assets	18,48,228	18,48,228
h) Input GST	-	-
i) Others	-	-
TOTAL	27,49,21,964	27,86,01,355
*1 Provisions for Doubtful Deposits		
Opening Balance	-	-
Addition during the year	-	-
Used during the year	-	-
Reversed during the year	-	-
Closing balance	-	-
*2 Provisions for doubtful advances (Contractors & Suppliers)		
Opening Balance	-	-
Addition during the year	-	-
Used during the year	-	-
Reversed during the year	-	-
Closing balance	-	-



*3 Provisions for Doubtful Accrued Interest	-	-
Opening Balance	-	-
Addition during the year	-	-
Used during the year	-	-
Reversed during the year	-	-
Closing balance	-	-
*4 Provision for project expenses awaiting write off sanction	-	-
Opening Balance	-	-
Addition during the year	-	-
Used during the year	-	-
Reversed during the year	-	-
Closing balance	-	-
*5 Provision for losses pending investigation/awaiting write off / sanction		
Opening Balance	39,09,668	39,09,668
Addition during the year	5,95,23,909	
Used during the year		
Reversed during the year		
Closing balance	6,34,33,577	39,09,668
Explanatory Note:-		
1 Loans and Advances due from Directors or other officers at the end of the year/ period -For Corporate Office only		
2 Advance due by Firms or Private Companies in which any Director of the Company is a Director or member.- For Corporate Office only		
3 Surplus Assets / Obsolete Assets held for disposal are shown at lower of book value and net realizable value.	18,48,228	18,48,228

NOTE NO. 14 REGULATORY DEFERRAL ACCOUNT DEBIT BALANCES

PARTICULARS	As at 31st March, 2018	As at 31st March, 2017
(i) Regulatory Deferral Account Balances i.r.o Subansiri Lower Project		
Opening Balance	-	-
Addition during the year	-	-
Adjustment during the year	-	-
Reversed during the year	-	-
Closing balance	-	-
(ii) Wage Revision as per 3rd PRC		
Opening Balance	7,16,54,954	-
Addition during the year	6,92,32,653	7,16,54,954
Adjustment during the year		
Reversed during the year		
Closing balance	14,08,87,607	7,16,54,954
(iii) Exchange Differences on Monetary Items		
Opening Balance	-	-
Addition during the year	-	-
Adjustment during the year	-	-
Reversed during the year	-	-
Closing balance	-	-
Closing Balance (A)=(i)+(ii)+(iii)	14,08,87,607	7,16,54,954
Deferred Tax Assets on Regulatory Deferral Account Balances	-	-
Less:- Deferred Tax Adjustments against deferred tax assets	-	-
Total (B)	-	-
Regulatory Deferral Account Balances net of Deferred Tax.(A-B)	14,08,87,607	7,16,54,954

* For details refer para 25 of Note No.-34-Other Explanatory Notes to Accounts



Note 15.2 Other Equity

PARTICULARS		As at 31st March, 2018	As at 31st March, 2017
1	Capital Reserve	-	-
2	Capital Redemption Reserve	-	-
3	Securities Premium Account	-	-
4	Bond Redemption Reserve	-	-
5	Research & Development Fund	-	-
6	Share Application Money Pending Allotment	-	-
7	General Reserve	-	-
8	Retained Earnings		
	i) Reserves created on account of Ind AS Adjustment	-	29,93,065
	ii) Closing Balance Remeasurement of the defined benefit plans	(50,40,441)	(40,51,023)
	iii) Surplus	46,25,85,735	1,02,47,55,669
9	FVTOCI Reserve-		
	- Equity Instruments	-	-
	- Debt Instruments	-	-
Total		45,75,45,294	1,02,36,97,711
* Surplus			
Profit for the Year as per Statement of Profit and Loss		46,25,85,735	1,02,47,55,669
Adjustment arising out of transition provisions for recognising			
Rate Regulatory Assets		-	-
Balance brought forward		-	-
Add:			
Amount Written Back From Bond Redemption Reserve		-	-
Write Back From Capital Reserve		-	-
Write Back From Other Reserve		-	-
Amount Utilised From Self Insurance Fund		-	-
Tax On Dividend Write Back		-	-
Write Back From Corporate Social Responsibility Fund		-	-
Write Back From Research & Development Fund		-	-
Balance available for Appropriation		46,25,85,735	1,02,47,55,669
Less:			
Transfer to Bond Redemption Reserve		-	-
Transfer to Self Insurance Fund		-	-
Transfer to General Reserve		-	-
Transfer to Corporate Social Responsibility Fund		-	-
Transfer to Research & Development Fund		-	-
Dividend :			
- Interim		-	-
- Final		-	-
Tax on Dividend			
- Interim		-	-
- Final		-	-
Balance carried forward		46,25,85,735	1,02,47,55,669



NOTE NO. 15.3 FUNDS FROM CORPORATE OFFICE (Transfer Accounts)

PARTICULARS	As at 31st March, 2018	As at 31st March, 2017
FUNDS FROM CORPORATE OFFICE	14,70,65,49,487	15,10,08,02,309
C.O.(FDB)	81,69,28,735	97,28,79,523
IUT Closing Entries - CO	-	-
L.O. MUMBAI	24,974	-
L.O. LUCKNOW	-	-
RO-JAMMU	-	-
RO-ITANAGAR	-	-
RO-SILIGURI	6,79,22,981	8,03,14,463
BAIRASIUL	(3,222)	2,430
RO-BANIKHET	40,89,501	1,01,25,198
LOKTAK	17,428	21,665
SALAL	(1,71,521)	-
TANAKPUR	(2,797)	(167)
CHAMERA-I	-	1,03,687
URI - I	(98)	36,302
RANGIT	(7,105)	(12,036)
CHAMERA-II	16,930	-
DULHASTI	-	-
DHAULIGANGA-I	2,074	(11,245)
TEESTA-V	(199)	(4,649)
CHAMERA-III	-	-
CHUTAK	19,362	15,563
TLDP-III	-	-
PARBATI -II	(7,979)	-
PARBATI-III	9,85,673	-
SEWA-II	(60,000)	1,206
URI - II	-	(86,033)
KISHANGANGA	242	85,484
NIMMO BAZGO	-	8,968
TLDP-IV	(6,96,199)	(2,68,940)
TEESTA-IV	(1,401)	(80,874)
SUBANSARI LOWER	(42,897)	(19,74,592)
DIBANG	(1,168)	(81,168)
TAWANG I & II	-	(83,187)
KOTLIBHEL 1A	-	-
INVESTIGATION PROJECTS, UTRAKHAND	-	-
RE CELL	-	-
WIND POWER PROJECTS, JAISALMER	-	-
BRRP	(21,800)	14,82,027
50MW SOLAR POWER PROJECT, TAMILNADU	-	-
POWER TRADING CELL	-	-
CHEQUE PAID ACCOUNT	15,95,74,084	21,73,99,500
CHEQUE COLLECTED ACCOUNT	(95,33,805)	(74,91,276)
COMMERCIAL - IUT	(2,82,26,61,155)	(3,55,85,18,899)
CENTRALIZED EMPLOYEE PAYMENT ACCOUNT	20,52,05,142	24,17,44,350
CENTRALIZED VENDOR PAYMENT ACCOUNT	28,77,09,195	62,64,42,167
Total	13,41,58,34,462	13,68,28,51,776



NOTE NO. 16.1 FINANCIAL LIABILITIES - NON CURRENT - BORROWINGS

PARTICULARS	As at 31st March, 2018	As at 31st March, 2017
Bonds		
- Secured	-	-
- Unsecured	-	-
Term Loans		
• From Banks		
'- Secured	-	-
'- Unsecured	-	-
• From Other Parties		
'- Secured	-	-
'- Unsecured-From Government (Subordinate Debts)	-	-
'- Unsecured-From Others	-	-
TOTAL	-	-
Redemption / terms of repayment etc.		
i) Debt Covenants : Refer point no. 3 (Capital Management) of Note no. 33.		
ii) Particulars of Redemption & Repayments: Refer Annexures to Note 16.1		
Maturity Analysis of Borrowings		
The table below summarises the maturity profile of the company's borrowings based on contractual payments :		
Particulars		
More than 1 Year & Less than 3 Years		
More than 3 Year & Less than 5 Years		
More than 5 Years		
TOTAL	-	-



NOTE NO. 16.2 FINANCIAL LIABILITIES - NON CURRENT - OTHERS

PARTICULARS	As at 31st March, 2018	As at 31st March, 2017
Deposits/ retention money	-	-
TOTAL	-	-
Maturity Analysis of Deposit / Retention Money The table below summarises the maturity profile of the deposits/retention money based on contractual payments :		
Particulars		
More than 1 Year & Less than 3 Years		
More than 3 Year & Less than 5 Years		
More than 5 Years		
TOTAL	-	-

NOTE NO. 17 PROVISIONS - NON CURRENT

PARTICULARS	As at 31st March, 2018	As at 31st March, 2017
A. PROVISION FOR EMPLOYEE BENEFITS (provided for on basis of actuarial valuation)		
i) As per last Balance Sheet	-	-
Additions during the year	-	-
Amount used during the year	-	-
Amount reversed during the year	-	-
Closing Balance	-	-
B. OTHERS		
i) Provision For Committed Capital Expenditure		
As per last Balance Sheet	-	-
Additions during the year	-	-
Amount used during the year	-	-
Amount reversed during the year	-	-
Unwinding of discount	-	-
Closing Balance	-	-
ii) Provision For Livelihood Assistance		
As per last Balance Sheet	-	-
Additions during the year	-	-
Amount used during the year	-	-
Amount reversed during the year	-	-
Unwinding of discount	-	-
Closing Balance	-	-
iii) Provision-Others		
As per last Balance Sheet	-	-
Additions during the year	-	-
Amount used during the year	-	-
Amount reversed during the year	-	-
Closing Balance	-	-
TOTAL	-	-

* Information about Provisions are given in para 17 of Note 34-Other explanatory Notes to Accounts.

NOTE NO. 18 DEFERRED TAX LIABILITIES (NET) - NON CURRENT

PARTICULARS	As at 31st March, 2018	As at 31st March, 2017
Deferred Tax Liability		
a) Property, Plant and Equipments, Investment Property and Intangible Assets.	-	-
b) Financial Assets at FVTOCI	-	-
c) Other Items	-	-
Less: Recoverable for tariff period upto 2009	-	-
Less: Deferred Tax Adjustment against Deferred Tax Liabilities	-	-
Net Deferred Tax Liability	-	-
Less:-Set off Deferred Tax Assets pursuant to set off provisions		
a) Provision for doubtful debts, inventory and others	-	-
b) Provision for employee benefit schemes	-	-
c) Other Items	-	-
Net Deferred Tax Assets	-	-
TOTAL	-	-
Explanatory Note:-		
1) Deferred tax liability/(assets), in compliance to the Ind AS 12 on "Accounting for Taxes on Income" notified under The Companies Act, 2013 has been created as deferred tax liability/Assets.		
2) Movement in Deferred Tax Liability/Assets are shown in Annexure to Note No-18		



592



NOTE NO. 19 OTHER NON CURRENT LIABILITIES

PARTICULARS	As at 31st March, 2018	As at 31st March, 2017
Income received in advance (Advance Against Depreciation)	-	-
Deferred Foreign Currency Fluctuation Liabilities	-	-
Deferred Income from Foreign Currency Fluctuation Account	-	-
Grants in aid-from Government-Deferred Income	-	-
TOTAL	-	-
GRANTS IN AID-FROM GOVERNMENT-DEFERRED INCOME		
As at the beginning of the year	-	-
Add: Received during the year	-	-
Less: Released to Statement of Profit and Loss	-	-
Balance as at the year end	-	-
Grants in Aid-from Government-Deferred Income (Current)	-	-
Grants in Aid-from Government-Deferred Income (Non-Current)	-	-

NOTE NO. 20.1 BORROWINGS - CURRENT

PARTICULARS	As at 31st March, 2018	As at 31st March, 2017
Borrowings-Other Loans-Secured From Banks	-	-
TOTAL	-	-

* Repayment Term: The Loan amount may be repaid at any point of time and in part also.

** Default in repayments (if any) : Nil

NOTE NO. 20.2 TRADE PAYABLE - CURRENT

PARTICULARS	As at 31st March, 2018	As at 31st March, 2017
Total outstanding dues of micro enterprise and small enterprise(s)	-	-
Total outstanding dues of Creditors other than micro enterprises and small enterprises	4,94,52,956	4,72,18,850
TOTAL	4,94,52,956	4,72,18,850
Explanatory Note: - Disclosure requirement under Section 22 of The Micro, Small and Medium Enterprises Development Act, 2006 is given in Note No.34- Other Explanatory Notes to Accounts.		



NOTE NO. 20.3 OTHER FINANCIAL LIABILITIES - CURRENT

PARTICULARS	As at 31st March, 2018	As at 31st March, 2017
Current maturities of long term debt *		
- Bonds	-	-
- Term Loan -Banks-Secured	-	-
- Term Loan -Banks-Unsecured	-	-
- Other Parties-Secured	-	-
- Other Parties-Unsecured	-	-
Bond application money	-	-
Liability against capital works/supplies	12,98,97,941	14,20,05,748
Liability against capital works/supplies-MSME	16,62,958	16,62,958
Interest accrued but not due on borrowings	-	-
Interest accrued and due on borrowings	-	-
Deposits/ retention money	4,81,72,252	5,28,11,261
Due to Subsidiaries	-	-
Liability for share application money -to the extent refundable	-	-
Unpaid dividend	-	-
Unpaid interest	-	-
Other Payables-Payable to Employees	7,13,919	23,73,865
Other Payables-Payable to Others	5,73,185	20,53,530
TOTAL	18,10,20,255	20,09,07,362

* Details in respect of redemption, rate of interest, terms of repayment and particulars of security are disclosed in Annexure to Note no. 16.1. (For C.O. only)


NOTE NO. 21 OTHER CURRENT LIABILITIES

PARTICULARS	As at 31st March, 2018	As at 31st March, 2017
Income received in advance (Advance against depreciation)	-	-
Deferred Income from Foreign Currency Fluctuation Account	-	-
Deferred Foreign Currency Fluctuation Liabilities	-	-
Unspent amount of deposit/agency basis works	-	-
Statutory dues payables	43,09,176	30,72,452
Advances against the deposit works	-	-
Amount Spent on Deposit Works	-	-
Advances against cost of Project Mgt./ Consultancy Work	-	-
Amount Spent in respect of Project Mgt./ Consultancy Works	-	-
Provision Toward Amt Recoverable in r/o Project Mgt / Consultancy Works	-	-
Other liabilities-Advance from Customers & Others.	-	-
Grants in aid-from Government-Deferred Income	-	-
TOTAL	43,09,176	30,72,452



NOTE NO. 22 PROVISIONS - CURRENT

PARTICULARS	As at 31st March, 2018	As at 31st March, 2017
A. PROVISION FOR EMPLOYEE BENEFITS (provided for on basis of actuarial valuation)		
i) As per last Balance Sheet	-	-
Additions during the year	-	-
Amount used during the year	-	-
Amount reversed during the year	-	-
Closing Balance	-	-
ii) Provision for Wage Revision		
As per last Balance Sheet	-	-
Additions during the year	-	-
Amount used during the year	-	-
Amount reversed during the year	-	-
Closing Balance	-	-
Less: Advance paid	-	-
Closing Balance (Net of advance)	-	-
iii) Provision for Performance Related Pay/Incentive		
As per last Balance Sheet	-	-
Additions during the year	-	-
Amount used during the year	-	-
Amount reversed during the year	-	-
Closing Balance	-	-
iv) Provision for Superannuation / Pension Fund		
As per last Balance Sheet	-	-
Additions during the year	-	-
Amount used during the year	-	-
Amount reversed during the year	-	-
Closing Balance	-	-
v) Provision For Wage Revision 3rd PRC		
As per last Balance Sheet	-	-
Additions during the year	-	-
Amount used during the year	-	-
Amount reversed during the year	-	-
Closing Balance	-	-
B. OTHERS		
i) Provision For Tariff Adjustment		
As per last Balance Sheet	-	-
Additions during the year	-	-
Amount used during the year	-	-
Amount reversed during the year	-	-
Closing Balance	-	-
ii) Provision For Committed Capital Expenditure		
As per last Balance Sheet	-	-
Additions during the year	-	-
Amount used during the year	-	-
Amount reversed during the year	-	-
Unwinding of discount	-	-
Closing Balance	-	-
iii) Provision for Restoration expenses of Insured Assets		
As per last Balance Sheet	3,98,88,782	8,88,69,139
Additions during the year	-	-
Amount used during the year	3,71,57,610	4,89,80,357
Amount reversed during the year	27,31,172	-
Closing Balance	-	3,98,88,782



iv) Provision For Livelihood Assistance		
As per last Balance Sheet	-	-
Additions during the year	-	-
Amount used during the year	-	-
Amount reversed during the year	-	-
Unwinding of discount	-	-
Closing Balance after Fair Value Adjustment	-	-
v) Provision for exp in r/o arbitration award/ court cases		
As per last Balance Sheet	1,01,22,72,761	1,01,22,72,761
Additions during the year	-	-
Amount used during the year	-	-
Amount reversed during the year	-	-
Closing Balance	1,01,22,72,761	1,01,22,72,761
vi) Provision - Others		
As per last Balance Sheet	2,53,46,324	1,59,05,798
Additions during the year	1,88,706	1,41,53,926
Amount used during the year	-	32,50,310
Amount reversed during the year	1,13,77,702	14,63,090
Closing Balance	1,41,57,328	2,53,46,324
TOTAL	1,02,64,30,089	1,07,75,07,867

Explanatory Note: -

- 1) The Board has resolved to implement the directions of the Ministry of Power (MoP) vide its letter no. 11/17/2009-NHPC/Vol. III dated 27th December 2013 conveying the approval of Competent Authority about pay scales in respect of below Board level Executives that the pay scales shall be fixed w.e.f. 01.01.2007 after correcting the aberrations in pay scales fixed w.e.f. 01.01.1997 and the deviant pay scales fixed w.e.f. 01.01.1997 shall not be regularized. The MoP has confirmed vide letter no. 11/17/2009-NHPC-Vol. III dated 25th Feb., 2016 that the recovery of personal pay adjustment w.e.f. 01.02.2014 is in conformity with the said directive of the Competent Authority. Accordingly, advance against personal pay adjustment of Rs. paid upto 31.01.2014 has been set-off against the Provision for wage revision. However, pending final decision in the matter, the balance amount of Rs. is continued in advance. Thus, the cumulative amount provided towards the Personal Pay Adjustment w.e.f 01/02/2014 to 31/03/2018 under the head "Provision for Wage Revision" is Rs. (including provision for the current period Rs. with corresponding amount shown as "Advance paid")
- 2) Information about Provisions are given in para 17 of Note 34 of Balance Sheet

NOTE NO. 23 CURRENT TAX LIABILITIES (NET)

PARTICULARS	As at 31st March, 2018	As at 31st March, 2017
Income Tax		
As per last Balance Sheet		
Additions during the year		
Amount adjusted during the year		
Amount used during the year		
Amount reversed during the year		
Closing Balance	-	-
Less: Current Advance Tax	-	-
Net Current Tax Liabilities (Net)	-	-
Less: Current tax Assets (Move to Note No-12)	-	-
TOTAL	-	-



PARTICULARS		For the Year ended 31st March, 2018	For the Year ended 31st March, 2017
I	Operating Revenue		
A	SALES		
	SALE OF POWER	(5,51,000)	56,95,018
	ADVANCE AGAINST DEPRECIATION -Written back during the year	-	-
	Less :		
	Sales adjustment on a/c of Foreign Exchange Rate Variation	-	-
	Tariff Adjustments	-	-
	Regulated Power Adjustment	-	-
	Income from generation of electricity – precommissioning (Transferred to Expenditure Attributable to Construction)	-	-
	Rebate to customers	(3,46,158)	41,80,625
	Sub - Total (A)	(2,04,842)	15,14,393
B	Income from Finance Lease	-	-
C	Income from Operating Lease	2,82,26,61,155	3,55,70,04,506
D	REVENUE FROM CONTRACTS, PROJECT MANAGEMENT AND CONSULTANCY WORKS		
	Contract Income	-	-
	Revenue from Project management/ Consultancy works	-	-
	Sub - Total (D)	-	-
	Sub-Total-I (A+B+C+D)	2,82,24,56,313	3,55,85,18,899
E	OTHER OPERATING REVENUE		
	Interest from Beneficiary States (Revision of Tariff)	2,04,842	-
	Sub-Total-II	2,04,842	-
	TOTAL (I+II)	2,82,26,61,155	3,55,85,18,899
<p>Explanatory Note: -</p> <p>1) Amount of earlier year sales arising out of finalisation of tariff included in current period Sales. - For Corporate Office only</p> <p>2) 'Deemed generation' included in Sales of the Power as allowed by 'CERC' - For Corporate Office only</p> <p>3) Due to non payment of dues by some of the beneficiaries, share of power allocated to them has been regulated in terms of CERC Regulation No.L-1/42/2010-CERC Dated 28th September 2010 and accordingly amount stated herein are included in sales towards regulated power, which has been sold through bidding at Power Exchange. ibid regulation further provides that margin earned on such sale after adjusting expenditure for effecting sale of regulated power should be passed on to beneficiaries, whose power has been regulated. For Corporate Office only</p> <p>4) Amount adjusted from sale of power on account of regulated power against the outstanding dues of those beneficiaries. - For Corporate Office only</p> <p>5) Amount of sales not yet billed included in Sales. (For Corporate Office only)</p> <p>6) Tariff regulation notified by CERC vide notification dated 21.02.2014 inter-alia provides that capital cost considered for fixation of tariff for current tariff period shall be subject to truing up at the end of the tariff period, which may result in increase or decrease in tariff. Accordingly, stated amount has been provided</p> <p>7) In terms of regulation No. 49 of tariff regulation issued vide Central Electricity Regulatory Commission (CERC) notification No. L-1/144/2013-CERC dated 21st February, 2014, deferred tax liabilities for the period upto 31st March 2009 whenever it materializes is recoverable directly from the beneficiaries and are accounted for on yearly basis. Accordingly, stated amount has been included in sale of power in relevant period.(For Corporate Office only)</p>			



PARTICULARS	For the Year ended 31st March, 2018	For the Year ended 31st March, 2017
A) Interest Income		
- Interest from Investments carried at FVTOCI	-	-
- Interest - Government Securities (8.5% tax free bonds issued by the State Governments)	-	-
- Interest from Financial Assets carried at Amortized Cost		
- Loan to Government of Arunachal Pradesh	-	-
- Deposit Account	-	45,37,804
- Employee's Loans and Advances (Net of Rebate)	-	-
- Interest from advance to contractors	-	-
- Others	-	-
B) Dividend Income		
- Dividend from subsidiaries	-	-
- Dividend -Others	-	-
C) Other Non Operating Income		
Late payment surcharge	-	-
Income From Sale of Self Generated VERs/REC	-	-
Realization of Loss Due To Business Interruption	-	-
Profit on sale of investments	-	-
Profit on sale of Assets.	-	-
Income from Insurance Claim	-	-
Liability/ Provisions not required written back #	2,04,00,169	59,60,388
Material Issued to contractor		
(i) Sale on account of material issued to contractors	-	-
(ii) Cost of material issued to contractors on recoverable basis	-	-
(iii) Adjustment on account of material issued to contractor	-	-
Amortization of Grant in Aid	-	-
Income on account of generation based incentive (GBI)	-	-
Exchange rate variation (Net)	-	8,30,483
Others	26,98,351	68,02,932
Sub-total	2,30,98,520	1,81,31,607
Add/(Less): C.O./Regional Office/PID Expenses	8,31,905	1,12,01,874
Sub-total	2,39,30,425	2,93,33,481
Less: Income transferred to Expenditure Attributable to Construction	37,916	3,72,070
Less: Income transferred to Advance/ Deposit from Client/Contractees and against Deposit Works	-	-
Less: Transfer of other income to grant	-	-
Total carried forward to Statement of Profit & Loss	2,38,92,509	2,89,61,411
1 Explanatory Note: -		
Detail of Liability/Provisions not required written back #		
a) Bad & Doubtful Employees Loans (*1 under Note 3.2)	-	-
b) Bad & Doubtful Advances to Contractor/ Supplier (*2 under Note 3.2)	-	-
c) Bad & Doubtful Loan to State Government (*3 under Note 3.2)	-	-
d) Bad & Doubtful Deposits (*4 under Note 3.2)	-	-
e) Bad & Doubtful Capital Advances(*1 under Note No. 4.2)	-	-
f) Bad & Doubtful Deposits(*2 under Note No. 4.2)	-	-
g) Diminution in value of stores and spares (*1 under Note 5)	-	26,91,933
h) Bad and doubtful debts (*1 under Note 7)	-	-
i) Bad & Doubtful Employees Loans (*1 under Note 10)	-	-
j) Provision for doubtful claims (*1 under Note No.11)	-	-
k) Provisions for Doubtful Accrued Interest (*3 under Note No. 13)	-	-
l) Provisions for Doubtful Deposits (*1 under Note No. 13)	-	-
m) Provisions for doubtful advances (Contractors & Suppliers) (*2 under Note No. 13)	-	-
n) Provision for project expenses awaiting write off sanction (*4 under Note No. 13)	-	-
o) Provision for losses pending investigation/awaiting write off / sanction (*5 under Note No. 13)	-	-
p) Provision for wage revision (Sl.no-A(ii) of Note No-22)	-	-
q) Provision for PRP / Incentive /Productivity Linked Incentive (Sl.no-A(iii) of Note No-22)	-	-
r) Provision for Superannuation/Pension Fund (Sl.no-A(iv) of Note No-22)	-	-
s) Provision for Retirement benefits(Sl.no-A (i) of Note No-17 & 22)	-	-
t) Provision for tariff adjustment [Sl. No B(i) under Note 22]	-	-
u) Provision for Committed Capital Expenditure (Sl.no-B(i) of Note No-17 and Sl.no-B(ii) of Note No.-22)	-	-
v) Provision for Livelihood Assistance (Sl.no-B(ii) of Note No-17 and Sl.no-B(iv) of Note No.-22)	-	-
w) Provision for Restoration expenses of Insured Assets (Sl.no-B(iii) of Note No-22)	27,31,172	-
x) Write back of Project expenses provided for	-	-
y) Provision for 3rd PRC (Sl. No-A(v) of Note No.-22)	-	-
z) Others	1,76,68,997	32,68,455
TOTAL	2,04,00,169	59,60,388
2		
Total carried forward to Statement of Profit & Loss includes '----- (Previous period '-----) relating to Subansiri Lower Project as explained in para 19 of Note no-34. However Regulatory Deferral Account Balances for an equivalent amount of '----- pertaining to Subansiri Lower Project has been recognised as per Ind AS 114-"Regulatory Deferral Accounts".		



NOTE NO. 26 GENERATION AND OTHER EXPENSES

(Amount in ₹)

PARTICULARS	For the Year ended 31st March, 2018	For the Year ended 31st March, 2017
A. GENERATION EXPENSES		
(i) Water Usage Charges	-	-
(ii) Consumption of stores and spare parts	85,44,797	1,94,01,492
B. Direct Expenditure on Contract, Project Management and Consultancy Works	-	-
C. REPAIRS & MAINTENANCE		
- Building	2,94,89,302	1,83,67,512
- Machinery	3,03,26,726	3,46,93,601
- Others	4,01,88,958	3,71,92,990
D. OTHER EXPENSES		
Rent & Hire Charges	1,32,01,955	1,31,41,191
Rates and taxes	3,88,193	9,43,518
Insurance	4,38,63,154	4,74,34,220
Security expenses	8,90,94,569	8,58,88,406
Electricity Charges	2,46,21,664	2,55,82,255
Travelling and Conveyance	56,88,005	61,39,969
Expenses on vehicles	54,24,640	81,45,191
Telephone, telex and Postage	45,90,549	41,48,526
Advertisement and publicity	16,68,098	13,67,548
Entertainment and hospitality expenses	38,134	43,515
Printing and stationery	11,28,130	18,46,338
Consultancy charges - Indigenous	1,26,63,153	67,77,675
Consultancy charges - Foreign	-	-
Audit expenses (Refer explanatory note-3 below)	88,575	73,651
Expenses on compensatory afforestation/ catchment area treatment/ environmental expenses	31,601	12,96,569
Expenditure on land not belonging to company	-	-
Loss on Assets (Net)	18,172	1,55,776
Losses out of insurance claims (upto excess clause)	-	55,70,584
Losses out of insurance claims (beyond excess clause)	-	-
Books & Periodicals	66,196	74,970
Donation	-	-
CSR/ Sustainable Development	2,81,43,657	3,14,75,717
Community Development Expenses	-	-
Directors' expenses	-	-
Research and development expenses	-	-
Interest on Arbitration/ Court Cases	-	-
Interest to beneficiary states	-	-
Expenditure on Self Generated VER's/REC	-	-
Expenses for Regulated Power	-	-
Less: - Exp Recoverable on Regulated Power	-	-
Exchange rate variation (Net)	27,08,838	-
Training Expenses	6,34,030	14,84,206
Petition Fee /Registration Fee /Other Fee – To CERC/RLDC/RPC	5,80,800	5,80,800
Operational/Running Expenses of Kendriya Vidyalay	1,14,90,381	1,19,80,636
Operational/Running Expenses of Other Schools	-	-
Operational/Running Expenses of Guest House/Transit Hostel	2,26,710	3,66,921
Operating Expenses of DG Set-Other than Residential	56,37,167	53,75,199
Other general expenses	65,41,872	60,20,906
Sub-total	34,70,88,026	37,55,69,882
Add/(Less): C.O./Regional Office/PID Expenses	1,16,00,579	3,54,91,229
Sub-total	35,86,88,605	41,10,61,111
Less: Amount transferred to Expenditure Attributable to Construction	6,22,176	47,28,630
Less: Recoverable from Deposit Works	-	-
Less: Transfer of Generation & other expenses - IPO/Buyback	-	-
	35,80,66,429	40,63,32,481
E. PROVISIONS		
Bad and doubtful debts provided	-	-
Expected Credit Loss Allowance-Trade Receivables	-	-
Bad and doubtful advances / deposits provided	-	-
Bad and doubtful claims provided	-	-
Doubtful Interest Provided for	-	-
Diminution in value of stores and spares	-	42,674
Shortage in store & spares provided	-	-
Provision against diminution in the value of investment	-	-
Project expenses provided for	5,95,23,909	-
Provision for fixed assets/ stores provided for	-	-
Diminution in value of Inventory of Self Generated VER's Provided for	-	-
Provision for catchment area treatment plan	-	-
Provision for Interest to Beneficiary	-	-
Provision for interest against court/arbitration award	-	-
Others	-	-
Sub-total	5,95,23,909	42,674
Add/(Less): C.O./Regional Office/PID Expenses	-	8,509
Sub-total	5,95,23,909	51,183
Less: Amount transferred to Expenditure Attributable to Construction	-	-
Less: Recoverable from Deposit Works	-	-
	5,95,23,909	51,183
Total carried forward to Statement of Profit & Loss	41,75,90,338	40,63,83,664



599



Explanatory Note: -

1 The Company's significant leasing arrangements are in respect of operating leases of premises for offices, guest houses & transit camps. These leasing arrangements, which are not non-cancellable, are usually renewable on mutually agreeable terms. Lease payments in respect of premises for offices, guest houses & transit camps are shown in Rent.

(Amount in ₹)

For the Year ended 31st March, 2018	For the Year ended 31st March, 2017
-	-

2 Pending notification of revision order by CERC in respect of truing up application filed by the company under CERC notification dated 19.01.2009, stated amount has been provided in the books during the year/period towards interest to Beneficiary States, which may have to be paid in case of reduction in tariff as a result of said revision order

(Amount in ₹)

For the Year ended 31st March, 2018	For the Year ended 31st March, 2017
-	-
-	-
-	-
-	-
-	-
-	-
-	-
-	-
-	-
88,575	73,651
-	-
88,575	73,651

3 Detail of audit expenses are as under: -

i) Statutory auditors

As Auditor

Audit Fees

Tax Audit Fees

In other Capacity

Taxation Matters

Company Law Matters

Management Services

Other Matters/services

Reimbursement of expenses

ii) Cost Auditors

Audit Fees

Reimbursement of expenses

Total Audit Expenses

4 Total carried forward to Statement of Profit & Loss includes ` ---- (Previous period ` ----) relating to Subansari Lower Project as explained in para 19 of Note no-34. However Regulatory Deferral Account Balances for an equivalent amount of ` ---- pertaining to Subansari Lower Project has been recognised as per Ind AS 114- "Regulatory Deferral Accounts".



NOTE NO. 27 EMPLOYEE BENEFITS EXPENSE

(Amount in ₹)

PARTICULARS	For the Year ended 31st March, 2018	For the Year ended 31st March, 2017
Salaries, wages, allowances	24,05,99,112	26,53,96,687
Gratuity, Contribution to provident fund & pension scheme (incl. administration fees)	3,61,78,612	4,86,16,593
Staff welfare expenses	1,21,38,090	1,24,58,318
Leave Salary & Pension Contribution	-	-
Sub-total	28,89,15,814	32,64,71,598
Add/(Less): C.O./Regional Office Expenses	24,21,25,444	24,21,50,950
Sub-total	53,10,41,258	56,86,22,548
Less: Employee Cost transferred to Expenditure Attributable to Construction	85,40,524	3,47,31,806
Less: Recoverable from Deposit Works	-	-
Total carried forward to Statement of Profit & Loss	52,25,00,734	53,38,90,742

Explanatory Note: -

1 The Company's significant leasing arrangements are in respect of operating leases of premises for residential use of employees. These leasing arrangements, which are not non-cancellable, are usually renewable on mutually agreeable terms. Lease payments in respect of premises for residential use of employees included in Salaries, wages, allowances.

2 Gratuity, Contribution to provident fund & pension scheme include contributions:
i) towards Employees Provident Fund
ii) towards Employees Defined Contribution Superannuation Scheme

	For the Year ended 31st March, 2018	For the Year ended 31st March, 2017
i) towards Employees Provident Fund	1,25,57,111	1,41,79,515
ii) towards Employees Defined Contribution Superannuation Scheme	1,60,04,930	1,65,21,837

3 Total carried forward to Statement of Profit & Loss includes ` ----- (Previous period ` -----) relating to Subansiri Lower Project as explained in para 19 of Note no-34. However Regulatory Deferral Account Balances for an equivalent amount of ` ----- pertaining to Subansiri Lower Project has been recognised as per Ind AS 114- "Regulatory Deferral Accounts".

NOTE NO. 28 FINANCE COST

(Amount in ₹)

PARTICULARS	For the Year ended 31st March, 2018	For the Year ended 31st March, 2017
A Interest on Financial Liabilities at Amortized Cost:		
Bonds	32,64,51,279	9,94,20,880
Term loan	18,76,23,719	59,50,11,086
Foreign loan	-	-
Government of India loan	-	-
Unwinding of discount-GOI Loan	-	-
Sub-total	51,40,74,998	69,44,31,966
B Other Borrowing Cost		
Loss on Hedging Transactions	-	-
Bond issue/ service expenses	5,33,120	73,209
Commitment fee	-	-
Guarantee fee on foreign loan	-	-
Other finance charges	1,01,56,928	4,87,296
Unwinding of discount-Provision & Financial Liabilities	-	30,20,377
Sub-total	1,06,90,048	35,80,882
C Applicable net gain/ loss on Foreign currency transactions and translation		
Exchange differences regarded as adjustment to interest cost	-	-
Less: Interest adjustment on account of Foreign Exchange Rate	-	-
Sub-total	-	-
Total (A + B + C)	52,47,65,046	69,80,12,848
Add/(Less): C.O./Regional Office/PID Expenses	1,976	19,47,587
TOTAL	52,47,67,022	69,99,60,435
Less: Finance Cost transferred to Expenditure Attributable to Construction	-	-
Less: Recoverable from Deposit Works	-	-
Total carried forward to Statement of Profit & Loss	52,47,67,022	69,99,60,435

Explanatory Note: -

1 Total carried forward to Statement of Profit & Loss includes ` ----- (Previous period ` -----) relating to Subansiri Lower Project as explained in para 19 of Note no-34. However Regulatory Deferral Account Balances for an equivalent amount of ` ----- pertaining to Subansiri Lower Project has been recognised as per Ind AS 114- "Regulatory Deferral Accounts".



NOTE NO. 29 DEPRECIATION AND AMORTIZATION EXPENSES

(Amount in ₹)

PARTICULARS	For the Year ended 31st March, 2018	For the Year ended 31st March, 2017
Depreciation & Amortisation Expenses	98,66,07,327	98,49,19,628
Depreciation adjustment on account of Foreign Exchange Rate	-	-
Add/(Less): C.O./Regional Office / PID Expenses	18,68,170	78,90,133
Sub-total	98,84,75,497	99,28,09,761
Less: Depreciation & Amortisation Expenses transferred to Expenditure Attributable to Construction	1,78,234	2,62,712
Less: Recoverable from Deposit Works	-	-
Total carried forward to Statement of Profit & Loss	98,82,97,263	99,25,47,049

Explanatory Note: -

Total carried forward to Statement of Profit & Loss includes ` ---- (Previous period ` -----) relating to Subansiri Lower Project as explained in para 19 of Note no-34. However Regulatory Deferral Account Balances for an equivalent amount of ` ----- pertaining to Subansiri Lower Project has been recognised as per Ind AS 114- "Regulatory Deferral Accounts".



NOTE NO. 30 TAX EXPENSES

(Amount in ₹)

PARTICULARS	For the Year ended 31st March, 2018	For the Year ended 31st March, 2017
Current Tax		
Income Tax Provision	-	-
Adjustment Relating To Earlier periods	-	-
Total current tax expenses	-	-
Deferred Tax- *		
Decrease (increase) in deferred tax assets		
- Relating to origination and reversal of temporary differences	-	-
- Relating to change in tax rate	-	-
- Adjustments in respect of deferred tax of prior periods	-	-
Increase (decrease) in deferred tax liabilities		
- Relating to origination and reversal of temporary differences	-	-
- Relating to change in tax rate	-	-
- Adjustments in respect of deferred tax of prior periods	-	-
Total deferred tax expenses (benefits)	-	-
Less: Recoverable for tariff period upto 2009	-	-
Less: Deferred Tax Adjustment Against Deferred Tax Liabilities	-	-
Net Deferred Tax	-	-
Total carried forward to Statement of Profit & Loss	-	-
Explanatory Notes:-		
i) Reconciliation of tax expense and the accounting profit multiplied by India's domestic rate.	For the Year ended 31st March, 2018	For the Year ended 31st March, 2017
Accounting profit/loss before income tax	39,33,98,307	95,46,98,420
Applicable tax rate		
Computed tax expense	-	-
Tax effects or amounts which are not deductible (taxable) in calculating taxable income.		
CSR/ Sustainable Development/ Community Development Expenses		
Recoverable portion of Deferred Tax		
Exempt and Tax Free Income		
Tax Incentives		
Adjustment for current tax of prior periods		
MAT Credit Available/(utilization)		
Reversal of Deferred Tax Assets		
Other Items		
Income tax expense reported in Statement of P/L	-	-



NOTE NO. 31 Movement in Regulatory Deferral Account Balances

(Amount in ₹)


PARTICULARS	For the Year ended 31st March, 2018	For the Year ended 31st March, 2017
Movement in Regulatory Deferral Account Balances on account of:-		
(i) Subansiri Lower Project:-		
a) Employee Remuneration & Benefits	-	-
b) Generation & Other exps.	-	-
c) Depreciation	-	-
d) Finance Cost	-	-
e) Other Income	-	-
Sub Total (i)	-	-
(ii) Wage Revision as per 3rd PRC	6,91,87,428	7,00,57,249
(iii) Exchange Differences on Monetary Items	-	-
TOTAL (A)=(i)+(ii)+(iii)	6,91,87,428	7,00,57,249
Impact of Tax on Regulatory Deferral Accounts		
Deferred Tax Expense (Benefit) on Movement in Regulatory Deferral Account Balances	-	-
Less:-Deferred Tax Adjustment against deferred tax assets.	-	-
TOTAL (B)	-	-
Total carried forward to Statement of Profit & Loss (A-B)	6,91,87,428	7,00,57,249



NOTE NO. 32 EXPENDITURE ATTRIBUTABLE TO CONSTRUCTION FORMING PART OF CAPITAL WORK IN PROGRESS FOR THE PERIOD.

(Amount in ₹)

PARTICULARS	For the Year ended 31st March, 2018	For the Year ended 31st March, 2017
A. EMPLOYEE BENEFITS EXPENSE		
Salaries, wages, allowances	40,18,737	1,81,40,440
Gratuity and contribution to provident fund	4,87,188	26,99,455
Staff welfare expenses	-	7,55,383
Leave Salary & Pension Contribution	-	-
Sub-total	45,05,925	2,15,95,278
B. REPAIRS & MAINTENANCE		
Building	4,78,437	15,61,183
Machinery	-	-
Others	-	7,460
Sub-total	4,78,437	15,68,643
C. ADMINISTRATION & OTHER EXPENSES		
Rent	-	11,52,950
Rates and taxes	-	-
Insurance	-	-
Security expenses	-	-
Electricity Charges	-	-
Travelling and Conveyance	76,093	8,27,200
Expenses on vehicles	-	-
Telephone, telex and Postage	20,155	87,673
Advertisement and publicity	-	39,676
Entertainment and hospitality expenses	-	1,500
Printing and stationery	805	2,596
Design and Consultancy charges:		
- Indigenous	-	-
- Foreign	-	-
Expenses on compensatory afforestation/ catchment area treatment/ environmental expenses	-	-
Expenditure on land not belonging to company	-	-
Assets/ Claims written off	-	-
Land Acquisition and Rehabilitation Expenditure	-	-
Losses on sale of assets	-	26,441
Other general expenses	1,991	4,29,780
Exchange rate variation (Debit)	-	-
Sub-total	99,044	25,67,816
D. FINANCE COST		
Interest on :		
Government of India loan	-	-
Bonds	-	-
Foreign loan	-	-
Term loan	-	-
Cash credit facilities /WCDL	-	-
Exchange differences regarded as adjustment to interest cost	-	-
Loss on Hedging Transactions	-	-
Bond issue/ service expenses	-	-
Commitment fee	-	-
Guarantee fee on loan	-	-
Other finance charges	-	-
Transfer of expenses to EAC- Interest on loans from Central Government-adjustment on account of effective interest	-	-
Transfer of expenses to EAC-interest on security deposit/ retention money-adjustment on account of effective interest	-	-
Transfer of expenses to EAC-committed capital expenses-adjustment for time value	-	-
Sub-total	-	-
E. PROVISIONS		
Sub-total	-	-
F. DEPRECIATION AND AMORTISATION EXPENSES		
Sub-total	1,63,573	1,88,077
G. C.O./Regional Office Expenses:		
Other Income	(4,454)	(1,91,467)
Generation, Administration and Other Expenses	44,695	5,92,171
Employee Benefits Expense	40,34,599	1,31,36,528
Depreciation & Amortisation Expenses	14,661	74,635
Finance Cost	-	-
Provisions	-	-
Sub-total	40,89,501	1,36,11,867
H. LESS: RECEIPTS AND RECOVERIES		
Income from generation of electricity – precommissioning	-	-
Interest on loans and advances	-	-
Profit on sale of assets	-	-
Exchange rate variation (Credit)	-	-
Provision/Liability not required written back	-	-
Hire charges/ outturn on plant and machinery	-	-
Miscellaneous receipts	33,462	1,80,603
Transfer of fair value gain to EAC- security deposit / retention money	-	-
Transfer of fair value gain to EAC - on provisions for committed capital expenditure	-	-
Sub-total	33,462	1,80,603
TOTAL (A+B+C+D+E+F+G-H)	93,03,018	3,93,51,078



STATEMENT OF CHANGES IN EQUITY AS AT 31ST MARCH, 2018
OTHER EQUITY

(Amount in ₹)

Attributable to equity holders	Reserve & Surplus							Other Comprehensive Income		Total
	Share Application Money Pending Allotment	Capital Redemption Reserve	Securities Premium	Bond Redemption Reserve	Research & Development Fund	General Reserve	Surplus/ Retained Earnings	Equity Instruments through OCI	Debt instruments through OCI	
Balance as at 1st April, 2017	-	-	-	-	-	-	-	-	-	-
Profit for the year	-	-	-	-	-	-	46,25,85,735	-	-	46,25,85,735
Other Comprehensive Income	-	-	-	-	-	-	-50,40,441	-	-	-50,40,441
Total Comprehensive Income	-	-	-	-	-	-	45,75,45,294	-	-	45,75,45,294
Share Application Money received during the year.	-	-	-	-	-	-	-	-	-	-
Transfer to Retained Earning	-	-	-	-	-	-	-	-	-	-
Amount written back from Bond Redemption Reserve	-	-	-	-	-	-	-	-	-	-
Tax on Dividend - Write back	-	-	-	-	-	-	-	-	-	-
Others	-	-	-	-	-	-	-	-	-	-
Transfer from Retained Earning	-	-	-	-	-	-	-	-	-	-
Dividend	-	-	-	-	-	-	-	-	-	-
Tax on Dividend	-	-	-	-	-	-	-	-	-	-
Transfer to Bond Redemption Reserve	-	-	-	-	-	-	-	-	-	-
Transfer to Research & Development Fund	-	-	-	-	-	-	-	-	-	-
Trfr to General Reserve	-	-	-	-	-	-	-	-	-	-
Total as on 31st March 2018	-	-	-	-	-	-	45,75,45,294	-	-	45,75,45,294

For Ray and Ray
Chartered Accountants
(Firm Regn. No. 301072E)

Asish Kumar Mukhopadhyay
(Asish Kumar Mukhopadhyay)
Partner
M.No. 056359



Prabhat
Manager (Finance)
प्रबन्धक (वित्त) Manager (F)
एन.एच.पी.सी. लि. / NHPC
टि०एल०डी० पी० एम०
पो० गि०
P.O. Rea

S.K. Agarwal
Chief Engineer (I/C)
एस. के. अग्रवाल/S.K. Agarwal
मुख्य अभियंता (प्रभारी)/Chief Engineer (I/C)
तीस्ता लो डैम-III पावर स्टेशन, राम्बी
Teesta Low Dam-III Power Station, Ramhi

NOTE : 15.1 EQUITY SHARE CAPITAL

(Amount in ₹)

PARTICULARS	As at 31st March, 2018		As at 31st March, 2017	
	Nos	Amount	Nos	Amount
a) Authorized Equity Share Capital (Par value per share Rs. 10)	-	-	-	-
b) No. of Equity shares issued, subscribed and fully paid (Par value per share Rs. 10)	-	-	-	-
c) Changes in Equity Share Capital				
Opening number of shares outstanding	-	-	-	-
Add: No. of shares/Share Capital issued/ subscribed during the year	-	-	-	-
Less: Reduction in no. of shares/Share Capital on account of buy back of shares.	-	-	-	-
Closing number of shares outstanding	-	-	-	-
d) The Company has issued only one kind of equity shares with voting rights proportionate to the share holding of the shareholders. These voting rights are exercisable at meeting of shareholders. The holders of the equity shares are also entitled to receive dividend as declared from time to time for them.				
e) Shares in respect of each class in the company held by its holding company or its ultimate holding company including shares held by or by subsidiaries or associates of the holding company or the ultimate holding company in aggregate: NIL				
f) Shares in the company held by each shareholder holding more than 5 percent specifying the number of shares held :-				
	As at 31st March, 2018		As at 31st March, 2017	
	Nos	In (%)	Nos	In (%)
- President of India			7,64,34,06,901	74.50%
- LIC			90,61,83,502	8.83%
g) Shares reserved for issue under options and contracts/commitments for the sale of shares/disinvestment, including the terms and amounts : NIL				
h) In preceding five financial years immediately preceding 31.03.2018, Company has not allotted any equity share as fully paid up pursuant to contract(s) without payment being received in cash/ not allotted any equity share as fully paid up by way of bonus share(s).				
i) Terms of any securities convertible into equity shares issued along with the earliest date of conversion in descending order starting from the farthest such date:- NIL				
j) Calls unpaid (showing aggregate value of calls unpaid by directors and officers) : NIL				
k) Forfeited shares (amount originally paid up) :NIL				



Annexure to Note-18

Movement in Deferred Tax Liability

Particulars	Property, Plant and Equipments, Investment Property and Intangible Assets.	Financial Assets at FVTOCI	Other Items	Recoverable for tariff period upto 2009	Deferred Tax Adjustment against Deferred Tax Liabilities	Total
At 1 April 2017						
Charged/(Credited)						0
-to Profit or loss						0
-to OCI						0
At 31 March 2018	0	0	0	0	0	0

Movement in Deferred Tax Assets

Particulars	Provision for doubtful debts, inventory and others	Provision for employee benefit schemes	Other Items	Total
At 1 April 2017				
Charged/(Credited)				0
-to Profit or loss				0
-to OCI				0
At 31 March 2018	0	0	0	0



TLDP-III POWER STATION

Note-33: Disclosure on Financial Instruments and Risk Management

(1) Fair Value Measurement

A) Financial Instruments by category

Financial assets	Notes	As at 31st March, 2018		As as 31st March, 2017	
		FVTOCI	Amortised Cost	FVTOCI	Amortised Cost
Non-current Financial assets					
(i) Non-current investments					
a) In Equity Instrument (Quoted)	3.1	-	-	-	-
b) In Debt Instruments (Govt./PSU)-Quoted	3.1	-	-	-	-
Sub-total		-	-	-	-
(ii) Loans	3.2				
a) Employees			-		-
b) Loan to Government of Arunachal Pradesh (Including interest accrued)	3.2 & 3.3		-		-
c) Others			-		-
(iii) Others					
-Bank Deposits with more than 12 Months Maturity (Including interest accrued)	3.3		-		-
Total Non-current Financial assets		-	-	-	-
Current Financial assets					
(i) Current Investments	6		-		-
(ii) Trade Receivables	7		-		-
(iii) Cash and cash equivalents	8		16,000		2,43,134
(iv) Bank balances	9		-		-
(v) Loans	10		-		-
(vi) others (Excluding Lease Receivables)	11		8,129		3,35,42,172
Total Current Financial Assets		-	24,129	-	3,37,85,306
Total Financial Assets		-	24,129	-	3,37,85,306



Financial Liabilities	Notes	As at 31st March, 2018		As as 31st March, 2017	
		FVTOCI	Amortised Cost	FVTOCI	Amortised Cost
(i) Long-term borrowings	16.1	-	-	-	-
(ii) Other Financial Liabilities	16.2	-	-	-	-
(iii) Borrowing -Short Term	20.1	-	-	-	-
(iv) Trade Payables including MSME	20.2	-	4,94,52,956	-	4,72,18,850
(v) Other Current financial liabilities					
a) Current maturities of long term borrowings	20.3	-	-	-	-
b) Interest Accrued but not due on borrowings	20.3	-	-	-	-
c) Other Current Liabilities	20.3	-	18,10,20,255	-	20,09,07,362
Total Financial Liabilities			23,04,73,211		24,81,26,212



TLDP-III POWER STATION

(Amount in `)

B) FAIR VALUATION MEASUREMENT

(i) Fair Value Hierarchy

This section explains the judgements and estimates made in determining the fair values of the financial instruments that are (a) recognised and measured at fair value and (b) measured at amortised cost and for which fair value are disclosed in the financial statements. To provide an indication about the reliability of the inputs used in determining fair value, the company has classified its financial instruments into the following three levels prescribed under Ind AS 41 "Fair Value Measurements"

Level 1: Level 1 hierarchy includes financial instruments measured using quoted prices. This includes listed equity instruments and traded bonds that have quoted price. The fair value of all equity instruments including bonds which are traded in the recognised Stock Exchange and money markets are valued using the closing prices as at the reporting date.

Level 2: The fair value of financial instruments that are not traded in an active market is determined using valuation techniques which maximise the use of observable market data and rely as little as possible on entity-specific estimates. If all significant inputs required to fair value an instrument are observable, the instrument is included in level 2.

Level 3: If one or more of the significant inputs is not based on observable market data, the instrument is included in level 3. This includes security deposits/ retention money and loans at below market rates of interest.

(a) Financial Assets/Liabilities Measured at Fair Value-Recurring Fair Value Measurement:

	Note No.	As at 31st March, 2017	
		Level 1	Level 1
Financial Assets at FVTOCI			
(i) Investments-			
- In Equity Instrument (Quoted)	3.1	-	-
- In Debt Instruments (Govt./PSU)- Quoted	3.1	-	-
Total		-	-

Note:

All other financial assets and financial liabilities have been measured at amortised cost at balance sheet date and classified as non-recurring fair value measurement.

(Amount in `)

(b) Financial Assets/Liabilities measured at amortised cost for which Fair Value are disclosed:

Particulars	Note No.	As at 31st March, 2018			As at 31st March, 2017		
		Level 1	Level 2	Level 3	Level 1	Level 2	Level 3
Financial assets							
(i) Loans	3.2						
a) Employees			0			0	
b) Loan to Government of Arunachal Pradesh (including Interest Accrued)			0			0	
Others			0			0	
(ii) Others	3.3						
-Bank Deposits with more than 12 Months Maturity (Including Interest accrued)		0			0		
Total Financial Assets		0	0	0	0	0	0
Financial Liabilities							
(i) Long-term borrowings including current maturities and accrued interest	16.1 & 20.3						
(ii) Other Long Term Financial Liabilities	16.2						0
Total Financial Liabilities		0	0	0	0	0	0



(Amount in `)

c) Fair value of Financial Assets and liabilities measured at Amortised Cost

Particulars	Note No.	As at 31st March, 2018		As at 31st March, 2017	
		Carrying Amount	Fair Value	Carrying Amount	Fair Value
Financial assets	3.2				
(i) Loans					
a) Employees		-	-	-	-
b) Loan to Government of Arunachal Pradesh (including Interest Accrued)		-	-	-	-
Others		-	-	-	-
ii) Others	3.3				
-Bank Deposits with more than 12 Months Maturity (Including Interest accrued)		-	-	-	-
Total Financial Assets		-	-	-	-
Financial Liabilities					
i) Long-term borrowings including Current maturities and accrued interest	16.1	-	-	-	-
ii) Other Long Term Financial Liabilities	16.2	-	-	-	-
Total Financial Liabilities		-	-	-	-



Note:-

- 1. The Carrying amounts of current investments, Trade and other receivables, Cash and cash equivalents, Short-term loans and advances, Short term borrowings, Trade payables and other current financial liabilities are considered to be the same as their fair values, due to their short term nature.
- 2. For financial assets and financial liabilities measured at fair value, the carrying amounts are equal to the fair value.

(d) Valuation techniques and process used to determine fair values

- (1) The Company values financial assets or financial liabilities using the best and most relevant data available. Specific valuation techniques used to determine fair value of financial instruments includes:
- Use of Quoted market price or dealer quotes for similar instruments.
- Fair value of remaining financial instruments is determined using discounted cash flow analysis.
- (2) The discount rate used to fair value financial instruments classified at Level -3 is based on the Weighted Average Rate of company's outstanding borrowings except subordinate debts and foreign currency borrowings.
- (3) As per Ind AS 109, financial liabilities that are subsequently measured at amortised cost are recognised initially at fair value minus transaction costs using the effective interest method. Since the transaction costs incurred on long term borrowings are not material, as such the company has not applied the effective interest method for initial recognition of such liabilities.



TLDP-III POWER STATION

(2) Financial Risk Management

Risk	Exposure arising from	Measurement	Management
Credit risk	Cash & Cash equivalents, Other Bank Balances, Trade receivables and financial assets measured at amortised cost, Lease Receivable.	Aging analysis, credit rating.	Diversification of bank deposits, letter of credit for selected customers.
Liquidity Risk	Borrowings and other facilities.	Rolling cash flow forecasts & Budgets	Availability of committed credit lines and borrowing facilities.
Market Risk- Interest rate	Long term borrowings at variable rates	Sensitivity Analysis	1. Diversification of fixed rate and floating rates 2. Refinancing 3. Actual Interest is recovered through tariff as per CERC Regulation
Market Risk- security prices	Investment in equity and debt securities	Sensitivity Analysis	Portfolio diversification
Market Risk- foreign exchange	Recognised financial liabilities not denominated in INR.	Sensitivity Analysis	Foreign exchange rate variation is recovered through tariff as per CERC Regulation.

i) Credit risk
Credit risk is the risk that a counter party will not meet its obligations under a financial instrument or customer contract, leading to a financial loss. The company is exposed to credit risk from its operating activities (primarily trade receivables/leased assets) and from its financing activities including deposits with banks and financial institutions.

ii) Liquidity risk.
Liquidity risk is the risk that the Company may not be able to meet its present and future cash and collateral obligations without incurring unacceptable losses.

iii) Market risk
Market risk is the risk that the fair value or future cash flows of a financial instrument will fluctuate because of changes in market prices. Market prices comprise three types of risk: currency rate risk, interest rate risk and other price risks, such as equity price risk and commodity risk. Financial instruments affected by market risk include loans and borrowings, deposits and investments. Foreign currency risk is the risk that the fair value or future cash flows of a financial instrument will fluctuate because of changes in foreign exchange rates. Interest rate risk is the risk that the fair value or future cash flows of a financial instrument will fluctuate because of changes in market interest rates.
The company operates in a regulated environment. Tariff of the company is fixed by the Central Electricity Regulatory Commission (CERC) through Annual Fixed Charges (AFC) comprising the following five components:
1. Return on Equity (ROE), 2. Depreciation, 3. Interest on Loans, 4. Operation & Maintenance Expenses and 5. Interest on Working Capital Loans. In addition to the above Foreign Currency Exchange variations and Taxes are also recoverable from Beneficiaries in terms of the Tariff Regulations. Hence variation in interest rate, currency exchange rate variations and other price risk variations are recoverable from tariff and do not impact the profitability of the company.

(B) Credit Risk
The Company is exposed to credit risk from its operating activities (primarily trade receivables) and from its financing activities, including deposits with banks and other financial instruments.

Trade Receivables & lease receivables :-
The Company extends credit to customers in normal course of business. The Company monitors the payment track record of the customers. Outstanding receivables are regularly monitored. The Company evaluates the concentration of risk with respect to trade receivables as low, as its customers are mainly state government authorities and operate in largely independent markets.

Lease receivables of the company are with regard to Power Purchase Agreements classified as deemed lease as per Appendix C of Ind AS 17- 'Leases' as referred to in Note No. 34. The power purchase agreements are for sale of power to single beneficiary and recoverability of interest income and principal on leased assets i.e. PPE of the power stations are assessed on the same basis as applied for trade receivables.

Financial assets at amortised cost :-
Employee Loans: The Company has given loans to employees at concessional rates as per Company's policy which have been measured at amortised cost at Balance Sheet date. The recovery of the loan is on fixed instalment basis from the monthly salary of the employees. The loans are secured by way of mortgage/hypothecation of the assets for which such loans are given. Management has assessed the past data and does not envisage any probability of default on these loans.

Loans to Govt. of Arunachal Pradesh : The Company has given loan to Govt. of Arunachal Pradesh at 9% rate of interest as per the terms and conditions of MOU signed between the Company and Govt of Arunachal Pradesh for construction of hydroelectric projects in the state. The loan has been measured at amortised cost. The loan is recoverable from the share of free power of the state government from the first hydroelectric project to be commissioned in the state. Management does not envisage any probability of default on the loan.



Financial instruments and cash deposits :-

The Company considers factors such as track record, size of the bank, market reputation and service standards to select the banks with which balances and deposits are maintained. Generally, the balances are maintained with the banks with which the Company has also availed borrowings. The Company invests surplus cash in short term deposits with scheduled banks. The company has balances and deposits with banks which are well diversified across private and public sector banks with limited exposure with any single bank.

(i) Exposure to credit risk

The carrying amount of financial assets represents the maximum credit exposure. The maximum exposure to credit risk at the reporting date was as under:

Particulars	31.03.2018	31.03.2017
Financial assets for which loss allowance is measured using 12 months Expected Credit Losses (ECL)		
Non-current investments	0	0
Loans -Non Current	0	0
Other Non Current Financial Assets	0	0
Current Investments	0	0
Cash and cash equivalents	16000	243134
Bank balances	0	0
Loans -Current	0	0
Total (A)	16000	243134
Financial assets for which loss allowance is measured using Life time Expected Credit Losses (ECL)		
Trade Receivables	0	0
Lease Receivables	0	0
Total (B)	0	0
TOTAL (A+B)	16000	243134

(ii) Provision for expected credit losses :-

(a) Financial assets for which loss allowance is measured using 12 month expected credit losses

The Company assesses outstanding receivables on an ongoing basis considering changes in payment behaviour and provides for expected credit loss on case-to-case basis.

(b) Financial assets for which loss allowance is measured using life time expected credit losses

CERC Tariff Regulations 2014-19 allow the Company to raise bills on beneficiaries for late-payment surcharge, which adequately compensates the Company for time value of money arising due to delay in payment. Further, the fact that beneficiaries are primarily State Governments/ State Discoms and considering the historical credit loss experience for trade receivables, the Company does not envisage either impairment in the value of receivables from beneficiaries or loss due to time value of money due to delay in realization of trade receivables. However, the Company assesses outstanding trade receivables on an ongoing basis considering changes in operating results and payment behaviour and provides for expected credit loss on case-to-case basis. As at the reporting date company does not envisage any default risk on account of non-realisation of trade receivables.

(iii) Ageing analysis of trade receivables

The ageing analysis of the trade receivables is as below:

Ageing	Not over due	0-60 days past due	61-120 days past due	121-180 days past due	More than 180 days past due	Total
Gross Carrying amount as on 31.3.2018.						0
Gross Carrying amount as on 31.3.2017.						0

(iv) Reconciliation of impairment loss provisions

The movement in the allowance for impairment in respect of financial assets during the year was as follows:

	Trade Receivables	Lease Receivable	Loans	Total
Balance as at 1.4.2017	0	0	0	0
Changes in Loss Allowances	0	0	0	0
Balance as at 31.03.2018	0	0	0	0



(C) Liquidity Risk

Prudent liquidity risk management implies maintaining sufficient cash and marketable securities and the availability of funding through an adequate amount of committed credit facilities to meet obligations when due.

i) The Company's objective is to maintain optimum levels of liquidity at all times to meet its cash and collateral requirements. The Company relies on a mix of borrowings and excess operating cash flows to meet its need for funds. The current committed lines of credit and internal accruals are sufficient to meet its short to medium term expansion needs. The Company monitors rolling forecasts of its liquidity requirements to ensure that it has sufficient cash to meet capital expenditure and operational needs while maintaining sufficient headroom on its undrawn committed borrowing facilities at all times so that the borrowing limits or covenants (where applicable) are not breached on any of its borrowing facilities.

The company had access to the following undrawn borrowing facilities at the end of the reporting period:

	As at 31st March 2018	As at 31st March 2017
At Floating Rate		
fixed rate		
Total	-	-

ii) Maturities of Financial Liabilities:

The amounts disclosed in the table below are the contractual undiscounted cash flows. Balances due within 1 year is equal to their carrying balances as the impact of discounting is not significant.

As at 31st March 2018

(Amount in `)

Contractual maturities of financial liabilities	Note No.	Outstanding Debt as on 31.03.2018	Within 1 Year	More than 1 Year & Less than 3 Years	More than 3 Year & Less than 5 Years	More than 5 Year
Borrowings	16.1, 20.1 & 20.3	-	-	-	-	-
Other financial Liabilities	16.2 & 20.3	18,10,20,255	18,10,20,255	-	-	-
Trade Payables	20.2	4,94,52,956	4,94,52,956	-	-	-
Total Financial Liabilities		23,04,73,211	23,04,73,211	-	-	-

As at 31st March 2017

(Amount in `)

Contractual maturities of financial liabilities	Note No.	Outstanding Debt as on 31.03.2017	Within 1 Year	More than 1 Year & Less than 3 Years	More than 3 Year & Less than 5 Years	More than 5 Year
Borrowings	16.1, 20.1 & 20.3	-	-	-	-	-
Other financial Liabilities	16.2 & 20.3	20,09,07,362	20,09,07,362	-	-	-
Trade Payables	20.2	4,72,18,850	4,72,18,850	-	-	-
Total Financial Liabilities		24,81,26,212	24,81,26,212	-	-	-



(D) Market Risk:

The sensitivity analysis excludes the impact of movements in market variables on the carrying value of post-employment benefit obligation provisions and on the non-financial assets and liabilities. The sensitivity of the relevant item of the Statement of Profit and Loss is the effect of the assumed changes in the respective market risks. The Company's activities expose it to a variety of financial risks, including the effects of changes in interest rates.

(i) Interest rate risk and sensitivity

The Company's exposure to the risk of changes in market interest rates relates primarily to the Company's long term debt obligations with floating interest rates. Company's policy is to maintain most of its borrowings at fixed rate. Company's fixed rate borrowings are carried at amortised cost and are not subject to interest rate risk. Further the company refinance these debts as and when favourable terms are available. The company is also compensated for variability in floating rate through recovery by way of tariff adjustments under CERC tariff regulations. The exposure of the company's borrowing to interest rate changes at the end of the reporting period are as follows:

Particulars	As at 31st March 2018	As at 31st March 2018	As at 31st March, 2017	As at 31st March, 2017
	weighted average interest rate		weighted average interest rate	
Floating Rate Borrowings (INR)				
Floating Rate Borrowings (FC)				
Fixed Rate Borrowings (INR)				
Fixed Rate Borrowings (FC)				
Total		-		-

Interest Rate Sensitivity Analysis

Profit or loss is sensitive to higher/lower interest expense from borrowings as a result of change in interest rates. With all other variables held constant, the following table demonstrates the impact of borrowing cost on floating rate portion of loans and borrowings.

(Amount in `)

Particulars	Effect on Profit before Tax	
	As at 31st March 2018	As at 31st March, 2017
Borrowing in INR-Interest rates-decreased by basis points (Previous year 2016-17 decreased by 5 basis points)*		
Borrowing in FC-Interest rates-increased by basis points (Previous year 2016-17 increased by 55 basis points)*		
Borrowing in FC-Interest rates-decreased by basis points (Previous year 2016-17 decreased by 110 basis points)*		

However there is no impact on profit or loss for increase and decrease in interest rates, as the same is recoverable from beneficiaries through tariff.

(ii) Price Risk:

(a) Exposure

The company's exposure to price risk arises from investment in equity shares and debt instruments classified in the financial statements as Fair Value Through OCI. Company's investment in equity shares are listed in recognised stock exchange and are publicly traded in the stock exchanges. Company's investment in debt instruments comprise quoted Government Securities and Public Sector Bonds and are publicly traded in the market. The investment has been classified under non-current investment in Balance Sheet.



(b) Price Risk Sensitivity

For Investment in Equity Instruments (Investment in equity shares of IOB and PTC)

The table below summarises the impact of increase/decrease in the market price of investment in equity instruments on the company's equity for the year:

Particulars	As at 31st March 2018			As at 31st March, 2017		
	% change	Impact on other components of equity	of	% change	Impact on other components of equity	of
Investment in Equity shares of :						
PTC India Ltd						
Indian Overseas Bank						

Sensitivity has been worked out based on the previous 3 years average of six monthly fluctuations in the share price as quoted on the National Stock Exchange (NSE).

For Investment in Debt Instruments (Investments in Govt and PSU Bonds)

The table below summarises the impact of increase/decrease of the market value of the debt instruments on company's equity for the year:

Particulars	As at 31st March 2018			As at 31st March, 2017		
	% change	Impact on other components of equity	of	% change	Impact on other components of equity	of
Government Securities						
PSU Tax Free Bonds						

(iii) Foreign Currency Risk

The company is compensated for variability in foreign currency exchange rate through recovery by way of tariff adjustments under the CERC Tariff Regulations.

(a) Foreign Currency Exposure:

The company's exposure to foreign currency risk at the end of the reporting period expressed in INR are as follows :

(Amount in `)

Particulars	As at 31st March 2018		As at 31st March, 2017	
Financial Liabilities:				
Foreign Currency Loans				
Other Financial Liabilities	2,54,09,347		2,21,40,159	
Net Exposure to foreign currency (liabilities)	25409347		22140159	

(b) Sensitivity Analysis

There is no impact of foreign currency fluctuations on the profit of the company as these are either adjusted to the carrying cost of respective fixed asset/Capital Work-in-Progress or recovered through tariff as per CERC Tariff Regulation 2014-19.

For Ray and Ray
Chartered Accountants

(Firm Regn. No. 301072E)

Asish Kumar Mukhopadhyay
(Asish Kumar Mukhopadhyay)

Partner
M.No. 056359



Prabhat Kumar
Manager (Finance)

प्रबन्धक (वित्त) Manager (F)
एन.एच.पी.सी.लि. /N.H.P.C LTD.
टि.एल.डी. पी.एस. रम्बी /TLD III PS. Rambi
पो. रियांग, बाँजिलिंग-७३४३२९
P.O. Reang, Dajeeing (W.B.) 734321

Chief Engineer (I/C)

S.K. Agarwal
एस.के. अग्रवाल/S.K. Agarwal
मुख्य अभियंता (प्रभारी) Chief Engineer (I/C)
तीस्ता लो डैम III टी.ए. रम्बी
Teesta Low Dam



TLDP-III POWER STATION

(3) Capital Management

(a) Capital Risk Management

The primary objective of the Company's capital management is to maximize the shareholder value. CERC Tariff Regulations prescribe Debt : Equity ratio of 70:30 for the purpose of fixation of tariff of Power Projects. Accordingly the company manages its capital structure to maintain the normative capital structure prescribed by the CERC.

The Company monitors capital using Debt : Equity ratio, which is net debt divided by total capital. The Debt : Equity ratio are as follows:

Statement of Gearing Ratio		
Particulars	As at March 31, 2018	As at March 31, 2017
(a) Total Debt	-	-
(b) Total Capital	45,75,45,294	1,02,36,97,711
Gearing Ratio (a/b)	0.00	0.00

Note: For the purpose of the Company's capital management, capital includes issued capital and reserves. Net debt includes interest bearing loans and borrowings.

(b) Loan Covenants:

Under the terms of the major borrowing facilities, the company is required to comply with the following financial covenants:-

1. Company shall maintain credit rating AAA and if rating comes down, rate of interest shall be increased by 25 basis point for each notch below AAA rating .
2. Debt to net worth should not exceed 2:1.
3. Interest coverage ratio should be more than 2 times and should be calculated as ((Net Profit + Non Cash Expenditures + Interest Payable-Non Cash Income)/Interest Payable)
4. First Charge on Assets with 1:1.33 coverage on pari paasu basis.

During the year the company has complied with the above loan covenants.

(c) Dividends:

	As at March 31, 2018	As at March 31, 2017
(i) Equity Shares		
Final dividend for the year 2016-17 of INR 0.10 per fully paid share approved in Sep-2017 paid in Oct-2017. (31st March 2017- INR 0.58 fully paid share for FY 2015-16).	0.00	0.00
Dividend Distribution Tax on Final Dividend	-	89.08
Interim dividend for the year ended 31st March 2018 of INR 1.12 (31st March 2017-INR 1.70) per fully paid share.	-	0.00
Dividend Distribution Tax on Interim Dividend	-	383.14
(ii) Dividend not recognised at the end of the reporting period		
In addition to the above dividends, since year end the directors have recommended the payment of a final dividend of INR (31 st March 2017-INR 0.10) per fully paid up Shares . The proposed dividend is subject to the approval of shareholders in the ensuing AGM.		
Dividend Distribution Tax on Proposed Dividend		-



For Ray and Ray
Chartered Accountants
(Firm Regn. No. 301072E)

Asish Kumar Mukhopadhyay
(Asish Kumar Mukhopadhyay)
Partner
M.No. 056359



Prabansh Chakraborty
Manager (Finance)

प्रबंधक (वित्त) Manager (F)
एन.एच.पी.सी.लि. /N.H.P.C LTD.
दि०एल०डी० पी एस. रम्बी /TLD III PS. Rambh
पो० रियांग, नार्जिलिंग-७३४३२९
P.O. Reana. Dangeeling (W.B.) 734321

619

S.K. Agarwal
Chief Engineer (IC)
एस.के. अग्रवाल/S.K Agarwal
मुख्य अभियंता (प्रकार) /Chief Engineer (IC)
तीस्ता लो डैम-III पावर स्टेशन, राम्बी
Teesta Low Dam-III Power Station, Rambh

Summary of Prior Period Adjustments made during Period ended 31.03.2018

S.No	Nature	Amount of Prior Period Adjustment	Year from which error pertains
A.	Income		
	Revenue from Operations		
	Other Income		
	Total income (A)	NIL	
B.	Expense		
	Generation and Other Expenses		
	Employee Benefits Expense		
	Finance Cost		
	Depreciation & Amortization Expenses		
	total expenses (B)	NIL	
C	ASSETS		
1	NON-CURRENT ASSETS		
a)	Property Plant & Equipment		
b)	Capital Work In Progress		
c)	Investment Property		
d)	Other Intangible Assets		
e)	Financial Assets		
	i) Investments		
	ii) Trade Receivables		
	iii) Loans		
	iv) Others		
i)	Deferred Tax Assets (net)		
f)	Other Non Current Assets		
g)	Non Current Assets - Regulatory Assets		
2	CURRENT ASSETS		
a)	Inventories		
b)	Financial Assets		
	i) Investments		
	ii) Trade Receivables		
	iii) Cash & Cash Equivalents		
	iv) Bank balances		
	v) Loans		
	vi) Others		
c)	Current Tax Assets (Net)		
d)	Other Current Assets		
	TOTAL ASSETS (C)	NIL	
D	LIABILITIES		
2	NON-CURRENT LIABILITIES		
a)	Financial Liabilities		
	i) Borrowings		
	ii) Trade Payables		
	Total outstanding dues of micro enterprises and small enterprises		
	Total outstanding dues of Creditors other than micro enterprises and small enterprises		
	iii) Other financial liabilities		
b)	Provisions		
c)	Deferred Tax Liabilities (Net)		
d)	Other non-current Liabilities		
3	CURRENT LIABILITIES		
a)	Financial Liabilities		
	i) Borrowings		
	ii) Trade Payables		
	iii) Other financial liabilities		
b)	Other Current Liabilities		
c)	Provisions		
d)	Current Tax Liabilities (Net)	NIL	



Note No. - 34: Other Explanatory Notes to Accounts

1. Disclosures relating to Contingent Liabilities:-

a) Claims against the Company not acknowledged as debts in respect of:

(i) Capital works

Contractors have lodged claims aggregating to ₹ 11,272,611,223 (previous year ₹ 4,482,995,779) against the Company on account of rate & quantity deviation, cost relating to extension of time, idling charges due to stoppage of work/delays in handing over the site etc. These claims are being contested by the company as being not admissible in terms of provisions of the respective contracts or are lying at arbitration tribunal/other forums/under examination with the Company. It includes ₹ 3,069,025,799 (previous year ₹ 2,888,703,074) towards arbitration awards including updated interest thereon, against the Company, which have been challenged/decided to be challenged in the Court of Law.

Management has assessed the above claims and recognized a provision of ₹ 1,017,761,349 (previous year ₹ 1,017,761,349) based on probability of outflow of resources embodying economic benefits and estimated ₹ 10,254,849,874 (previous year ₹ 3,465,234,430) as the amount of contingent liability i.e. amounts for which Company may be held contingently liable. In respect of such estimated contingent claims either outflow of resources embodying economic benefits is not probable or a reliable estimate of the amount required for settling the obligation cannot be made. In respect of the rest of the claims/obligations, possibility of any outflow in settlement is considered as remote.

(ii) Land Compensation cases

In respect of land acquired for the projects, some of the land losers have filed claims for higher compensation amounting to ₹ NIL (Previous year ₹ NIL) before various authorities/courts. Pending settlement, the Company has assessed and provided an amount of ₹ NIL (Previous year ₹ NIL) based on probability of outflow of resources embodying economic benefits and estimated ₹ NIL (previous year ₹ NIL) as the amount of contingent liability as outflow of resources is considered as not probable. In respect of the rest of the claims/obligations, possibility of any outflow in settlement is considered as remote.

(iii) Disputed Tax Demands

Disputed Income Tax/Sales Tax/Service Tax/ other taxes/duties matters pending before various appellate authorities amount to ₹ 196,520,316 (previous year ₹ 194,809,091). Pending settlement, the Company has assessed and provided an amount of ₹ 166,894,734 (previous year ₹ 166,894,734) based on probability of outflow of resources embodying economic benefits and rest of the claims i.e. ₹ 29,625,582 (previous year ₹ 27,914,357) are being disclosed as contingent liability as outflow of resources is considered not probable. In respect of the rest of the claims/obligations, possibility of any outflow in settlement is considered as remote.

Others

Claims on account of other miscellaneous matters amount to ₹ NIL (previous year ₹ NIL). These claims are pending before various forums. Pending settlement, the Company has assessed and provided an amount of ₹ NIL (previous year ₹ NIL) based on probability of outflow of resources embodying economic benefits and estimated ₹ NIL (previous year ₹ NIL) as the amount of contingent liability as outflow of resources is considered as not probable. In respect of the rest of the claims/obligations, possibility of any outflow in settlement is considered as remote.



The above is summarized as at 31.03.2018 as below:

(Amount in ₹)

Sl. No.	Particulars	Claims as on 31.03.2018	Up to date Provision against the claims/paid	Contingent liability as on 31.03.2018	Contingent liability as on 31.03.2017	Addition/(deduction) from contingent liability during the period	Reduction of contingent liability from Opening Balance as on 01.04.2017
(i)	(ii)	(iii)	(iv)	(v)	(vi)	(vii)=(v)-(vi)	(viii)
1.	Capital Works	11272611223	1017761349	10254849874	3465234430	6789615444	-6789615444
2.	Land Compensation cases	NIL	NIL	NIL	NIL	NIL	NIL
3.	Disputed tax matters	196520316	166894734	29625582	27914357	1711225	-1711225
4.	Others	NIL	NIL	NIL	NIL	NIL	NIL
	Total	11469131539	1184656083	10284475456	3493148787	6791326669	-6791326669

- (b) The above contingent liabilities do not include contingent liabilities on account of pending cases in respect of service matters & others where the amount cannot be quantified.
- (c) It is not practicable to ascertain and disclose the uncertainties relating to outflow in respect of contingent liabilities.
- (d) There is possibility of reimbursement to the company of ₹ NIL (previous year ₹ NIL) towards above contingent liabilities.

(e) (i) An amount of ₹ NIL (previous year ₹ NIL) stands paid towards above Contingent Liabilities in respect of Capital Works, pursuant to Niti Aayog directions issued vide OM No. 14070/14/2016-PPPAU dated 5th September 2016, in cases where Arbitral Tribunals have passed orders in favour of contractors in arbitral proceedings and such awards/orders have been further challenged by the Company in a Court of Law, upto 75% of the arbitral award (including interest payable as per such award) subject to contractors fulfilling the terms and conditions laid down in the Standard Operating Procedures framed by the Company in this regard. The amount so released is being shown as Current Financial Assets-Others (Note No. 11).

(ii) An amount of ₹ NIL (previous year ₹ NIL) stands paid /deposited with courts towards above contingent liabilities to contest the cases and is being shown as Current Assets.

The company's management does not expect that the above claims/obligations (including under litigation), when ultimately concluded and determined, will have a material and adverse effect on the company's results of operations or financial condition.



(g) Category of agency wise details of contingent liability as at 31.03.2018 are as under:

(Amount in ₹)

Sl. No.	Category of Agency	Claims as on 31.03.2018	up to date Provision against the claims/ paid	Contingent liability as on 31.03.2018	Contingent liability as on 31.03.2017	Addition(+)/deduction (-) from contingent liability during the period	Reduction of contingent liability from Opening Balance as on 01.04.2017
(i)	(ii)	(iii)	(iv)	(v)	(vi)	(vii)=(v)-(vi)	(viii)
1	Central Govt. departments	NIL	NIL	NIL	NIL	NIL	NIL
2	State Govt. departments or Local Bodies	196520316	166894734	29625582	27914357	1711225	-1711225
3	CPSEs	NIL	NIL	NIL	NIL	NIL	NIL
4	Others	11272611223	1017761349	10254849874	3465234430	6789615444	-6789615444
	TOTAL	11469131539	1184656083	10284475456	3493148787	6791326669	-6791326669

2. **Contingent Assets:** Contingent assets in respect of the company are on account of the following:

a) **Counter Claims lodged by the company on other entities:**

The company has lodged counter claims aggregating to ₹ NIL (previous year ₹ NIL) against claims of other entities. These claims have been lodged on the basis of contractual provisions and are being contested at arbitration tribunal/other forums/under examination with the counterparty. It includes ₹ NIL (previous year ₹ NIL) towards arbitration awards including updated interest thereon.

Based on Management assessment the inflow of economic benefits of ₹ NIL (previous year ₹ NIL) are probable and for rest of the claims, possibility of any inflow is remote.

Late Payment Surcharge: (Provided at CO level)

CERC (Terms & Conditions of Tariff) Regulations 2014-19, provide for levy of Late Payment Surcharge by generating company in case of delay in payment by beneficiaries beyond 60 days from the date of presentation of bill. However, in view of significant uncertainties in the ultimate collection from the beneficiaries as resolved by the management an amount of ₹(previous year ₹) has not been recognised.



c) **Revenue to the extent not recognised in respect of power stations: (Provided at CO level)**

Truing up order of 2009-14 and Tariff Order for 2014-19 is pending in respect of Sewa-II, Chamera III, TLDP-III, and TLDP-IV Power stations pending approval of revised cost estimate. Management has assessed the impact of these expenditures on tariff and considers that inflow of ₹ NIL (previous year ₹ NIL) is probable.

d) **Business Interruption Losses**

Insurance Claim due to Business Interruption Losses in respect of Power Stations are recognised when no significant uncertainty of ultimate collection exists. Management has assessed that claim on account of Business Interruption losses aggregating to ₹ NIL (Previous Year ₹ NIL) is probable.

e) **Other Cases**

Claims on account of other miscellaneous matters amount to ₹ NIL (previous year ₹ NIL). Management has assessed these claims and estimates that inflow of economic benefits of ₹ NIL (previous year ₹ NIL) are probable.

Contingent Assets are summarized below:

(Amount in ₹)

Sl. No.	Particulars	As at 31.03.2018	As at 31.03.2017
(i)	(ii)	(iii)	(iv)
1.	Counter claims lodged by the company	NIL	NIL
2.	Late Payment Surcharge	NA	NA
3.	Revenue to the extent not recognised in respect of power stations	NA	NA
4.	Business Interruption Losses	NIL	NIL
5.	Other cases	NIL	NIL
	Total		

3. Estimated amount of contracts remaining to be executed on capital account and not provided for are as under:

(Amount in ₹)

	Particulars	As at 31.03.2018	As at 31.03.2017
(i)	(ii)	(iii)	(iv)
1.	Property Plant and Equipment (including CWIP)	100885238	163625588
2.	Investment Property	NIL	NIL
	Intangible Assets	NIL	NIL
	Total	100885238	163625588

Pending approval of competent authority, provisional payments / provisions made towards executed quantities of works of some of the items beyond the approved quantities as also for extra items totalling to ₹ NIL (previous year ₹ NIL) are included in Capital Work-in-Progress/Property Plant & Equipment.

Other disclosure under IND AS 11- 'Construction Contracts' are as under:

(Amount in ₹)

Sl.	Particulars	31.03.2018	31.03.2017
(i)	(ii)	(iii)	(iv)
1.	Aggregate amount of costs incurred and recognised	NIL	NIL



	profits (less recognised losses) on contracts in progress upto reporting date.		
2.	Amount of advances received.	NIL	NIL
3.	Amount of retention.	NIL	NIL
4.	The gross amount due from customers for contract works as an asset.	NIL	NIL
5.	The gross amount due to customers for contract works as a liability.	NIL	NIL

6. The effect of foreign exchange fluctuation during the period is as under:

(Amount in ₹)

		For the period ended 31.03.2018	For the Year ended 31.03.2017
(i)	Amount charged to Statement of Profit & Loss excluding depreciation (as FERV) - Net	2708838	(830483)
(ii)	Amount charged to Statement of Profit & Loss excluding depreciation (as Borrowing Cost)*	NIL	NIL
(iii)	Amount charged to Capital work-in-progress (as FERV)	NIL	NIL
(iv)	Amount adjusted by addition to the carrying amount of property, plant & equipment	NIL	NIL
(v)	Amount charged to Regulatory Deferral Account Balances	NIL	NIL

* There is however no impact on profitability of the Company, as the impact of change in foreign exchange rates is recoverable from beneficiaries in terms of prevailing CERC (Terms & Conditions of Tariff) Regulations 2014-19. The exchange rate variation for the year is transferred to deferred foreign currency fluctuation assets (recoverable from beneficiaries) as per Significant Accounting Policy of the Company.

7. Operating Segment:

a) Electricity generation (including income from embedded Finance/ Operating leases) is the principal business activity of the Company. Other operations viz., Contracts, Project Management and Consultancy works do not form a reportable segment as per the Ind AS – 108 on 'Operating Segment'.

b) The Company has a single geographical segment as all its Power Stations are located within the Country.

Related Party Disclosures are given below:

The Company is a Central Public Sector Undertaking (CPSU) controlled by Central Government by holding majority of shares. Pursuant to Paragraph 25 & 26 of Ind AS 24, entities over which the same government has control or joint control of, or significant influence, then the reporting entity and other entities shall be regarded as related parties. The Company has applied the exemption available for government related entities and have made limited disclosures in the financial Statements.

(a) Name and nature of relationship with Related Parties:

S.No	Name of the Related parties	Nature of Relationship with NHPC
1	Government of India	Shareholder having control over company

2	CPSUs, KV, Other Departments controlled by Government of India	Entities controlled by the same Government (Central Government) that has control over NHPC
---	--	--

(b) Transactions with Related Parties-Following transactions occurred with related parties:

(Amount in ₹)

Particulars	For the year ended 31.03.2018	For the year ended 31.03.2017
(i)	(ii)	(iii)
i) Transaction with Government that has control over company (NHPC)- (Central Govt.)		
Services Received by the Company	81534795	76397038
Services Provided by the Company	NIL	NIL
Sale of goods/Inventory made by the company	NIL	NIL
ii) Transaction with Entities controlled by the same Government that has control over company (NHPC)		
Purchase of property/Other assets	NIL	NIL
Purchase of goods/Inventory	NIL	NIL
Services Received by the Company	12988893	13618299
Services Provided by the Company	NIL	NIL
Sale of goods/Inventory made by the company	NIL	NIL
iii) Transaction with Subsidiaries (NHDC, LDHCL & BSUL)		
Services Provided by the Company	NIL	NIL
Deputation of Employees by the company	NIL	NIL
Deputation of Employees to the company	NIL	NIL
Dividend Received by the company	NIL	NIL
Finance including loans & equity contribution made by the company	NIL	NIL
iv) Transaction with Joint Ventures (CVPL & NHPTL)		
Services Provided by the Company	NIL	NIL
Deputation of Employees by the company	NIL	NIL
Finance including loans & equity contribution made by the company	NIL	NIL

(h) Outstanding Balances with Related Parties:

627

(Amount in ₹)



Particulars	As at 31.03.2018	As at 31.03.2017
(i)	(ii)	(iii)
i) Balances with Government that has control over company (NHPC)- (Central Govt.)		
Payables by the Company	5561322	5577950
Receivables by the Company	NIL	NIL
Loan from Government (Subordinate debts)	NIL	NIL
Balances out of commitments made by the company	NIL	NIL
ii) Balances with Entities controlled by the same Government that has control over company (NHPC)		
Payables by the Company	411934	16801
Receivables by the Company	338083	1227126
Balances out of commitments made by the company	NIL	NIL
iii) Balances with Subsidiaries (NHDC, LDHCL & BSUL)		
Receivables by the Company	NIL	NIL
Payables by the Company	NIL	NIL
Balances out of commitments made by the company	NIL	NIL
iv) Balances with Joint Ventures (CVPPL & NHPTL)		
Receivables by the Company	NIL	NIL
Payables by the Company	NIL	NIL
Balances out of commitments made by the company	NIL	NIL



The Company has business transactions with the state governments and entities controlled by the Govt. of India. Transactions with these entities are carried out at market terms on arms-length basis through a transparent price discovery process against open tenders, except in a few cases of procurement of spares/services from Original Equipment Manufacturers (OEMs) for proprietary items/ on single tender basis due to urgency, compatibility or other reasons. Such single tender procurements are also done through a process of negotiation with prices benchmarked against available price data of same/similar items. Therefore, party-wise details of such transactions have not been given since such transactions are carried out in the ordinary course of business at normal commercial terms and not considered to be significant.

9. (a) Balances shown under material issued to contractors, claims recoverable including insurance claims, advances for Capital expenditure, Sundry Debtors, Advances to Contractors, Sundry Creditors and Deposits/Earnest money from contractors are subject to reconciliation/confirmation and respective consequential adjustments. Claims recoverable also include claims in



respect of projects handed over or decided to be handed over to other agencies in terms of Government of India directives. In the opinion of the management, unconfirmed balances shall not have any material impact.

(b) The confirmation from external parties in respect of Trade Receivables, Trade Payables, Deposits, Advances to Contractors/Suppliers/Service Providers/Others including for capital expenditure and material issued to contractors is sought for outstanding balances of ₹ 5,00,000 or above in respect of each party as at 31st December of every year. Status of confirmation of balances as at December 31, 2017 as well as amount outstanding as on 31.03.2018 is as under:

(Amount in ₹)

Particulars	Outstanding amount as on 31.12.2017	Amount confirmed	Outstanding amount as on 31.03.2018
Trade receivable	NIL	NIL	NIL
Deposits, Advances to contractors/suppliers/service providers/ others including for capital expenditure and material issued to contractors	425130691	412316812	477894455
Trade/Other payables	146527811	44002656	181013855
Security Deposit/Retention Money payable	46801599	3085790	47311202

(c) In the opinion of the management, unconfirmed balances will not have any material impact.

10. Other disclosures as per Schedule-III of the Companies Act, 2013 are as under:-

(₹ in Crore)

Particulars	For the year ended 31.03.2018	For the year ended 31.03.2017
a)* Value of imports calculated on CIF basis: i) Capital Goods	NIL	NIL
b)* Expenditure in Foreign Currency i) Interest ii) Other Misc. Matters	NIL	NIL
c)* Value of spare parts and Components consumed in operating units. i) Imported ii) Indigenous	NIL	NIL
d)* Earnings in foreign currency i) Others	NIL	NIL

* Accrual basis.

11. Disclosure related to Corporate Social Responsibility (CSR):

(i) The breakup of CSR expenditure under various heads of expenses incurred is as below:-

629



(Amount in ₹)

S.No	Heads of Expenses constituting CSR expenses	For the year ended on 31.03.2018	For the year ended on 31.03.2017
1	Health Care and Sanitation	77628	50006
2	Education & Skill Development		25000000
3	Women Empowerment /Senior Citizen		
4	Environment	473026	
5	Art & Culture		
6	Ex-Armed Forces		
7	Sports		
8	National Welfare Fund		
9	Technology & Research		
10	Rural Development	5058022	1707844
11	Capacity Building		
12	Swachh Vidyalaya Abhiyan	1103631	4717867
13	Swachh Bharat Abhiyan	1431350	
	Total amount	8143657	31475717

(ii) Other disclosures:-

(a) Details of expenditure incurred during the year ended on 31.03.2018 paid and yet to be paid along with the nature of expenditure (capital or revenue nature) is as under:-

(Amount in ₹)

		Paid (a)	Yet to be paid (b)	Total (a+b)
(i)	Construction/Acquisition of any asset	7952138	191519	8143657
(ii)	On purpose other than (i) above	NIL	NIL	NIL
	Total	7952138	191519	8143657

(b) As stated above, a sum of ₹ 191519 out of total expenditure of ₹ 8143657 is yet to be paid to concerned parties which are included in the relevant head of accounts pertaining to liabilities.

12. Disclosures as required under Section 22 of The Micro, Small and Medium Enterprises Development Act, 2006 read with notification of Ministry of Corporate Affairs dated 04.09.2015 (Refer Note no. 20.2 and 20.3 of the Balance Sheet) are as under:

(Amount in ₹)

Sl. No.	Particulars	As at 31.03.2018	As at 31.03.2017
(i)	The principal amount and the interest due thereon remaining unpaid to any supplier on Balance Sheet date:		
	a) Trade Payables:		
	-Principal	-	-
	-Interest	-	-
	b) Others:		
	-Principal	1662958	1662958
	-Interest	-	-



(ii)	The amount of interest paid by the buyer in terms of Section 16 of the Micro, Small and Medium Enterprises Development Act, 2006, along with the amount of the payment made to the supplier beyond the appointed day during the year	-	-
(iii)	The amount of interest due and payable for the year of delay in making payment (which have been paid but beyond the appointed day during the year) but without adding the interest specified under the Micro, Small and Medium Enterprises Development Act, 2006;	-	-
(iv)	The amount of interest accrued and remaining unpaid as on Balance Sheet date	-	-
(v)	The amount of further interest remaining due and payable even in the succeeding years, until such date when the interest dues above are actually paid to the small enterprise, for the purpose of disallowance of a deductible expenditure under section 23 of the Micro, Small and Medium Enterprises Development Act, 2006.	-	-

13. Sales, rebate to beneficiaries, exchange rate variation, interest on loans/ bonds (expenditure) etc. have been accounted for based on Advices received from Corporate Office.
14. Disclosures as required under Ind AS-36 on "Impairment of Assets" shall be dealt at Corporate Office.
15. a) Final expenditure regarding employee benefits based on actuarial valuation and Corporate Office expenses shall be allocated at consolidation level at Corporate Office and further debited to units through closing entry.
- b) Disclosures as required under Ind AS-19 on "Employee Benefits" and Ind AS-17 on Leases shall be dealt at Corporate Office.

16. Disclosure in respect of insurance claim by All Power Stations:

The Assets of the all power station and loss of generation are covered under Mega Risk Policy. Status of Insurance claim in r/o Teesta Low Dam III Power Station as on 31.03.2018 is as under:



(Amount in ₹)

Particulars of claims	Updated claim lodged	Amount received	Amount charged to Statement of P&L	Balance receivable	
				As at 31.03.2018	at March 31, 2017
Against material damage	74226114	54171513	20054601	-	33328414
CPM damage	-	-	-	-	-
# Business Interruption Loss: -On account of generation loss -On account of increased cost of working	-	-	-	-	-
Total	74226114	54171513	20054601	-	33328414

(Income recognised in respect of "Business Interruption Loss" during the year is ₹ NIL (Cumulative as on 31.03.2018 is ₹ NIL).

17. Nature and details of provisions (refer Note No. 17 and 22 of Balance Sheet)

(i) General

Provisions are recognised when the company has a present obligation (legal or constructive) as a result of a past event, it is probable that an outflow of resources embodying economic benefits will be required to settle the obligation and a reliable estimate can be made of the amount of the obligation. When the company expects some or all of a provision to be reimbursed, for example, under an insurance contract, the reimbursement is recognised as a separate asset, but only when the reimbursement is virtually certain. The expense relating to a provision is presented in the statement of profit and loss net of any reimbursement.

If the effect of the time value of money is material, provisions are discounted using a current pre-tax rate that reflects, when appropriate, the risks specific to the liability. When discounting is used, the increase in the provision due to the passage of time is recognised as a Finance Cost.

(ii) Provision for employee benefits:

a) Provision for Performance Related Pay/Incentive:

Short-term Provision has been recognised in the accounts towards Performance Related Pay/ incentive to employees for the year (Previous Year 2016-17) on the basis of Management Estimates as per company's rules in this regard which are based on the guidelines of the Department of Public Enterprises, Government of India.

b) Provision For Wage Revision as per 3rd Pay Revision Committee (PRC):

Short term provision for wage revision of the employees of the company has been recognised in the accounts for the period 1.01.2017 to 31.03.2018 as per notification of the Development of Public Enterprises, Government of India.

(iii) Other Provisions:

a) Provision For Tariff Adjustment:

Provision for tariff adjustment is made on estimated basis against probable refund to beneficiaries on reassessment of tariff billed, pending approval of Tariff/truing up for the period 2014-19 by Central Electricity Regulatory Commission (CERC).



b) Provision for Livelihood Expenses:

Provision has been recognised at discounted value adjusted for average inflation in the accounts towards special financial package finalised in consultation with the State Government and approved by the Board of Directors of NHPC for livelihood assistance of the project affected families (PAFs) in Parbati-II and Parbati-III. As per the package, pending finalisation of modalities of payment, one eligible person from each PAF shall be provided livelihood assistance equivalent to minimum wage of unskilled category as per the Government of Himachal Pradesh/ Central Government whichever is higher on monthly instalment basis, for the periods as under:

- i) Till the date of superannuation for PAFs eligible for employment.
- ii) For 2000 days to those PAFs left with zero balance land but excluded for employment.
- iii) For 1000 days to all remaining PAFs.

c) Provision for Committed Capital Expenditure:

Provision has been recognised at discounted value for Capital Expenditure to be incurred towards environment, compensatory afforestation, local area development, etc. which was a pre-condition for granting approval for construction of the project and expenditure towards which had not been completed till commissioning of the project. Such provisions are adjusted against the incurrence of actual expenditure as per demand raised by the concerned State Government Authorities.

d) Provision for restoration expenses of insured assets:

Provision has been recognised in the accounts based on Management Estimates for restoration of damaged assets insured under Mega & CPM Policy. Utilization of the provision is to be made against incurrence of actual expenditure towards restoration of the assets.

e) Provisions for expenditure in respect of Arbitration Award/Court cases:

This includes provisions created on the basis of management assessment as to probable outflow in respect of contractors claims against which arbitration award/Court decision have been received and which have been further challenged in a Court of Law. Utilization/outflow of the provision is to be made on the outcome of the case.

f) Provisions- Others: This includes provisions towards:-

- (i) Contractor claims, Land compensation cases, disputed tax demands and other cases created on the basis of management assessment as to probable outflow. Utilization/outflow of the provision is to be made on the outcome of the case
- (ii) Wage revision of Central Government Employees whose services are utilised by the company.


18. Opening balances/corresponding figures for previous year/period have been re-grouped/re-arranged wherever necessary.
19. Unit/Project specific notes as per **Annexure-I** below **(to be given only by the respective project/unit pertaining to their project/unit)**.
20. **Disclosure for reporting of matters under Companies (Auditor's Report) Order, 2016.:**
 - a) Undisputed Statutory dues outstanding as on 31.03.2018 which have not been deposited within six months from the date they became payable:



Nature of dues	Amount (in Rs.)	Due date of remittance
EPF	NIL	NA
Income Tax	NIL	NA
Goods & Service Tax Act	NIL	NA
Sales Tax /VAT	NIL	NA
Service Tax	NIL	NA
Custom Duty	NIL	NA
Excise Duty	NIL	NA
Works Contract Tax	NIL	NA
Any other levies (Please specify)	NIL	NA

b) Statutory dues which have not been deposited on account of any dispute:-

Name of the Statute	Nature of dues	Amount (in Rs.)	Year to which it pertains	Forum at which case is pending
Income Tax Act, 1961	Income Tax	NIL	NA	NA
Sales Tax Acts/VAT Act	Sales Tax/ VAT	1405797	2006-07	Sr.Joint Commissioner Siliguri Circle
		7558164	2007-08	
		4291550	2008-09	
		713111	2009-10	
		27350978	2012-13	JC,Siliguri Charge
Finance Act, 1994	Service Tax	NIL	NA	NA
Custom Act, 1962	Custom Duty	NIL	NA	NA
Central Excise Tariff Act, 1985	Excise Duty	NIL	NA	NA
Works Contract Tax	Works Contract Tax	NIL	NA	NA
Goods & Service Tax Act	Goods & Service Tax	NIL	NA	NA
WB State Tax on Consumption of Use of Goods Act, 2001	Consumption Tax	234503	2003-04	Kolkata High Court
		96951	2004-05	
		231925	2005-06	
Please specify	Any other levies	NIL	NA	NA



634

c) Details of Immovable Properties (land and other than land) for which title deeds are not held in the name of the company (The detail shall tally with foot note given under Note No. 2.1 "Property Plant & Equipment"):

Sl. No.	Details of Land	Gross Block as at 31.03.2018	Net Block as at 31.03.2018	Area (in Hectare)	Reasons for non-execution of title deed
1	Land-Freehold	NA	NA	NA	NA
2	Land-Leasehold	37573727	31038494	36.60	Not Applicable
3	Other than Land-	NA	NA	NA	NA

21. As per Circular No. A/c -456 dated 10.09.2015, Net Expenditure of Rs. 57442859 (shown as Expenditure attributable to construction in Notes 2.2) and Rs. 2081050 (Survey, Investigation, consultancy and supervision charges in Notes 2.2) was included in the Financial statement in respect of Teesta Basin Investigation Project, against which 100% provision has been made in Accounts under the Note No 26 (Generation and other Expenses) for the year ended 31.03.2018.

For Ray and Ray
Chartered Accountants
(Firm Regn. No 301072E)



Asish Kumar Mukhopadhyay
(Asish Kumar Mukhopadhyay)

Partner

M.No. 056359

Date: 16.04.18

Place: Ranchi



Surinder Kumar Agarwal
(Surinder Kumar Agarwal)
Chief Engineer (I/C)

एस. के. अग्रवाल/S.K. Agarwal
मुख्य अभियंता (प्रभारी)/Chief Engineer (I/C)
तीस्ता लो डैम-III पावर स्टेशन, राम्बी
Teesta Low Dam-III Power Station, Rambi

Manoj Kumar Barnwal
(Manoj Kumar Barnwal)
Manager (Finance)

प्रबन्धक (वित्त) Manager (F)
एन.एच.पी.सी.लि./N.H.P.C LTD.
टि०एल०डी० पी एस. रम्बी /TLD III PS. Rambi
पो० रियांग, दार्जिलिंग-७३४३२९
P.O. Reang, Darjeeling (W.B.) 734321

NAME OF THE UNIT : TEESTA LOW DAM III POWER STATION
 DETAILS OF CONTINGENT LIABILITIES AS ON 31.03.2018

Annexure-VII (A)

Sr. No.	Particulars of Claim	Name of Party	Category of Agency (a. Central Govt. department, b. State Govt. department or Local Body, c. CPSE, d. Others)	Claim Amount			Amount of claim where outflow is probable & reliable estimate can be made (Provision made in Books of A/cs)			Amount of claim where no Probability of outflow & Claim neither Recognised as Provision nor Disclosed as Contingent Liability	Contingent Liability (Possible outflow/ No Reliable estimate can be made)		Reduction from Opening Contingent Liability during the period/year	Likely Reimbursement to be Made by Third Party	Reasons For Non-Acceptance	Present Status	
				Opening Amount of claims as on 01/04/2017	Addition of claims during the period on account of new claims/ update of old claims including Interest	Settlement/Adjustment/Reduction of claim reducing the period/year	Closing balance of claims as on 31/03/2018	Opening Provision as on 01/04/2017	Addition/ (Reduction) in provision during the period/year		Closing Provision as on 31/03/2018	Opening Contingent Liability as on 01/04/2017					Closing Contingent Liability as on 31/03/2018
A. CAPITAL WORKS																	
a) CASES AGAINST WHICH ARBITRATION AWARD/ COURT ORDER HAS BEEN PASSED																	
1	Reference III Idle claim for compensation due to delay in commencement of work due to forest clearance; Change in classification of rock. Claim for compensation for disruption/stoppage of work for the period 27.01.07 to 28.01.07 & 25.05.07; Claim for compensation for disruption/stoppage of work for the period 17.02.08 to 29.02.08; Claim for compensation for stoppage of works for the period 22.11.07.	Patel Engineering Ltd.	Others	660512904	3902544		664415448	231446164		231446164	0	429066741	432969284	-3902543	0	The claim was not accepted as there is no provision in the contract for compensation due to such delay, however, as per clause no 23 of GCC of the contract, provides for extension of time. Arbitration awarded in favour of M/s PEL. NHPC had appealed against the award at District Court, Faridabad, which has been dismissed vide order dated 04.07.2013. Further appeal has been made at Hon'ble P&H High Court on 03.10.2013. (FAO 4855 of 2013) Hon'ble High Court has directed NHPC to deposit the awarded amount by Tribunal with up to date interest before regular hearing of the case vide its order dated 27.05.2015. The matter is remanded back to lower court for deciding the objections afresh. The deposited amount has been refunded by the court. The ADJ court vide its judgment dated 17.05.2016 has partly allowed objection petition of NHPC in respect of claim no. (iii), whereas claim no i and ii has not been interfered with and claim no (iii) has been set aside. M/s PEL filed an Appeal in Hon'ble High Court of P&H FAO no. 3950 of 2016 against Judgment of ADJ court in respect of claim no (iii) and also filed an Execution Petition No 1125/2016 in ADJ Court Faridabad for execution of judgment dated 17.05.2016 in respect of claim no (i) and (ii). In this execution petition NHPC deposited Rs.10.63 Crores (principal amount of claim i and ii) as per orders of the court and further an appeal FAO 5422 of 2016 has been filed in Hon'ble High court of P&H in respect of claim no. (i) and (ii). As per the court Directives FAO 5422 of 2016 is to be heard along with FAO no. 3950 of 2016. Latest date of hearing in these appeals was 18.08.2017 but due to non-availability of arguing counsel, a fresh date of 23.01.2018 has been fixed by the Hon'ble court. On 23.01.2018 case couldn't be taken up and next date of hearing is fixed for 24.07.2018	
2	Reference IV Idle claim due to flood from 27.07.2007 to 31.10.2007. Claim for compensation for disruption/stoppage of work for the period 07.06.08, 09.06.08 to 11.06.08 & 16.06.08 to 22.06.08, 07.07.08 to 10.07.08 & 11.07.08 to 20.07.08, 18.08.08 to 22.08.08. Claim under 'Excepted Risks' for idling of our establishment, manpower and Plant & equipments/machinery from 08.12.08 to 20.01.09 due to the strike called by the political party GJMM	Patel Engineering Ltd.	Others	1209659871	131163631		1340823502	568670011		568670011	0	640989860	772153491	-131163631	0	The claim was not accepted as there is no provision in the contract for compensation due to such delay, however there is only provision for time extension in clause no 23 (Time Extension) of the contract. NHPC Ltd. has filed an application u/s 34 against the Arbitral award on 03.09.2016 vide Arb 377 of 2016. M/s PEL has filed a petition under section 9 of Arbitration & Conciliation Act 1996 for depositing the amount Rs 108.71 crores but District Court Faridabad dismissed the petition. M/s PEL has filed a case FAO No 4394/2016 against the District Court Order in Hon'ble Punjab & Haryana High Court in which court has given order in favour of M/s PEL. NHPC has filed SLP 26787/2016 before Hon'ble Supreme Court. By order of Supreme Court, order of Hon'ble Punjab & Haryana High Court is stayed till further order. Further hearing on merit was undergoing at District Court. On 17.01.2018 case has been transferred to newly constituted commercial court at Gurgaon & case number has been changed to 113 of 2017. Gurgaon court given next date of hearing on 14.02.2018 for arguments and summoning the record of arbitral proceedings. Next date of hearing has been fixed on 25.04.2018	



Sr. No.	Particulars of Claim	Name of Party	Category of Agency (a: Central Govt. department, b: State Govt. department or Local Body, c: CPSE, d: Others)	Claim Amount			Amount of claim where outflow is probable & reliable estimate can be made (Provision made in Books of A/cs)			Amount of claim where no Probability of outflow & Claim neither Recognised as Provision nor Disclosed as Contingent Liability	Contingent Liability (Possible outflow/ No Reliable estimate can be made)		Reduction from Opening Contingent Liability during the period/year	Likely Reimbursement to be Made by Third Party	Reasons For Non-Acceptance	Present Status	
				Opening Amount of claims as on 01/04/2017	Addition of claims during the period on account of new claims/ updation of old claims including Interest	Settlement /Adjustment/Reduction of claim during the period/year	Closing balance of claims as on 31/03/2018	Opening Provision as on 01/04/2017	Addition/ (Reduction) in provision during the period/year		Closing Provision as on 31/03/2018	13=(11+12)					14
1	3	4	5	7	8	9	10=(7+8-9)	11	12	13=(11+12)	14	15	16=(10-13-14)	17	18	19	20
3	Reference I Claim for rate revision for item no. A2.3 & B2.2	Patel Engineering Ltd.	Others	1018530298	45256551		1063786849	193316756		193316756	0	825213542	870470093	-45256551	0	The claim was not accepted as there is no provision in the contract for revision of rate of such items not forming 2% of the contract sum and also variation being more than 25% as per SCC Clause 4.3.	Arbitration awarded in favour of M/s PEL. The award was challenged in District Court, Faridabad. The district court Faridabad delivered judgment against NHPC. The award had not been accepted by NHPC in totality and review petition has been filed at District Court Faridabad. The Faridabad District court rejected the review petition. Thereafter, NHPC filed an appeal in Punjab & Haryana High Court at Chandigarh. (Case Ref. No-FAO-3126-2012(O &M), The Hon'ble High Court issued stay order against arbitration award. On last date of hearing on 21.02.2015 Hon'ble Punjab and Haryana High court has held that "Matter should be remanded for decision on merits in accordance with law". As per the order of Hon'ble High Court a petition no. 5 of 2015 dated 20.03.2015 has been filed in ADJ Court Faridabad u/s 34 in which ADJ court has quashed the arbitration award dated 26.08.2009 and dated 26.10.2009 passed by the Arbitration Tribunal and hence the claim for B2.2 is disallowed. M/s PEL has filed an appeal in Hon'ble P&H High Court (FAO 1107 of 2016) dated 02.12.2015 for setting aside the judgment dated 26.10.2015 for Claim No B2.2 and file execution petition EXE/565/2016 dated 06.04.2016 for execution of judgment for claim A.2.3. Against this petition, an objection petition and application under section 152 of CPC has been filed by NHPC Limited. In reference to execution petition filed by M/s PEL, ADJ Court has directed to deposit Rs. 14.22 crores including interest of 12% p.a. on Principal amount of Rs. 6.20 crore for item no A2.3 in Executing Court and same has been deposited by the NHPC. NHPC has also filed an appeal against the order of ADJ Court dated 26.10.2015 i.r.o Claim No A2.3. (FAO 6047 of 2016). In its order dated 06.10.2016 Hon'ble high court has directed that FAO no. 6047 of 2016 is to be heard along with FAO 1107 of 2016. Latest date of hearing in these appeals was 23.01.2018 but case couldn't be taken up and next date of hearing is fixed for 24.07.2018.
SUB TOTAL				2888703073	180322726	0	3069025799	993432931	0	993432931	0	1895270143	2075592868	-180322725	0		
b) CASES UNDER ARBITRATION/ADJUDICATION.																	
4	Reference V Claim for compensation for disruption/stoppage of work for the period 14.12.2009, 27.10.2009 to 22.11.2009, 14.07.2009 to 27.07.2009; Claim for idling of establishment, manpower & plant & machinery from 12.01.2011 to 15.01.2011, 18.01.2011 to 24.01.2011 & 09.02.2011 to 18.02.2011 due to strike called by political party GJMM; Claim for idling of manpower & plant & machinery from 10.05.2010 to 19.07.2010, Reimbursement of interest on interest free restoration advance., Claim on account of 17 Nos. extra items.	Patel Engineering Ltd.	Others	440714673			440714673	0	0	0	0	440714673	440714673	0	0	The claim was not accepted as there is no provision in the contract for compensation due to such delay, however there is only provision for time extension in clause no 23(Time Extension) of the contract.	The subject Claim has been rejected by the Management Vide Letter No- NH/TLDPs/GM/53H/1378 Dated. 18.02.2012. Contractor has invoked the arbitration clause and Arbitration proceedings have been started. The Contractor has submitted the Statement of Claim (SOC) and NHPC has also submitted the Statement of Defense (SOD). Framing of issues has also been completed. Final hearing was completed on 28.03.2017. Internal meeting of Arbitral Tribunal has been completed and Award from Tribunal is still awaited.



637




Sr. No.	Particulars of Claim	Name of Party	Category of Agency (a. Central Govt. department, b. State Govt. department or Local Body, c. CPSE, d. Others)	Claim Amount			Amount of claim where outflow is probable & reliable estimate can be made (Provision made in Books of A/cs)			Amount of claim where no Probability of outflow & Claim neither Recognised as Provision nor Disclosed as Contingent Liability	Contingent Liability (Possible outflow/ No Reliable estimate can be made)		Reduction from Opening Contingent Liability during the period/year	Likely Reimbursement to be Made by Third Party	Reasons For Non-Acceptance	Present Status	
				Opening Amount of claims as on 01/04/2017	Addition of claims during the period on account of new claims/ updation of old claims including Interest	Settlement /Adjustment/Reduction of claim reducing the period/year	Closing balance of claims as on 31/03/2018	Opening Provision as on 01/04/2017	Addition/ (Reduction) in provision during the period/year		Closing Provision as on 31/03/2018	Opening Contingent Liability as on 01/04/2017					Closing Contingent Liability as on 31/03/2018
1	3	4	5	7	8	9	10=(7+8-9)	11	12	13=(11+12)	14	15	16=(10-13-17)	17	18	19	20
5	Reference VI Balance amount towards extra items executed at different locations ; Balance amount towards extra items not considered and paid at BOQ rate by NHPC; Payment of difference in quantity not considered for payment by NHPC; Amount not paid for concrete lining work (coffer dyke) executed before flood of 26.05.2009; Amount not paid for Rock Anchors; Release of outstanding payment against grouted anchors; Payment of difference in claimed rate and paid rate for deformed reinforcing bars; Additional expenditure for fixing of bundle reinforcement; Construction of access road towards the quarry Riyang Khola; Additional Expenditure for TRC retaining wall; Repair (Maintain) of main access road from 20th June 2005 to 30th June 2005 due to land slide and sinking; Additional expenditure for concreting works at Service Bay from EL 164.0 M to 196.95 M; Additional expenditure for concreting works at Control Block from EL 169.0m to EL 197.0M; Additional expenditure for fixing of framework and placing of concrete at barrage piers due to bundle reinforcement; Additional expenditure for fixing of framework, placing of concrete and fixing of	Patel Engineering Ltd.	Others	1076988551			1076988551	0	0	0	0	1076988551	1076988551	0	0	The claim was not accepted as the Contractor is demanding beyond the approved rate for extra items; The treatment of these items as extra items has not been accepted by NHPC; The claim was rejected vide letter no. NH/TLD-III/CE(UC)/3807 dt. 28.10.2014 after deliberation/recommendation by Standing Committee.	The Contractor has invoked Arbitration clause directly. The Arbitration proceedings started 1st meeting was held on 20.01.2015. The contractor has submitted SOC and NHPC has filed SOD on 23.11.2016 after Tribunal decision on application filed by NHPC u/s 16. 13th proceeding was held on 02.12.2016 on this date three weeks time is given to contractor/claimant for filing of rejoinder to SOC with advance copy to the respondent/NHPC and also two weeks is given to respondent/NHPC for filing after any additional and necessary documents. Further two weeks time is given to file affidavit by the parties. Now, Contractor has deliberated its claim on merit to Tribunal. Total 30th proceedings have been completed upto 31.01.2018. Final and 31st proceeding was completed on 15.02.2018. Arbitral Tribunal has reserved award.
6	Reference VII Claims for revision of rates due to variation in quantities of BOQ items, escalation on work executed by claimant, release of payment of amounts towards execution of extra items, hire charges for supply of P&H Crane, interest on delay in payments (INR & USD) by the respondents towards monthly RA bills and escalation bills raised by claimant, permanent injunction against illegal recoveries made and threatened to be made by the respondent, etc.	Patel Engineering Ltd.	Others	0	2808974369		2808974369	0	0	0	0	0	2808974369	-2808974369	0	The claims were not accepted as these claims are not tenable under the contract provisions.	The Contractor has invoked the Arbitration Clause 38 of GCC vide letter no 100/213/2875 dated 16.01.2017. The first hearing of Arbitration proceedings was held on 03.04.2017. The Contractor has submitted SOC (Statement of Calims) on 26.06.2017 amounting to Rs. 2,55,54,40,694.00 and later revised it on 09.10.2017. The hearing no. 4 was held on 28.08.2017 in which NHPC was directed to file the SOD within six week, but the NHPC had filed an application for extension of Time in filing of SOD because of bandh / strike in project area. Further, the Arbitral Tribunal had granted five week more time extension to file SOD and directed to file SOD on 25.11.2017 as strike had ben called of on 03.10.2017. SOD filed on 24.11.2017 and admission & Denial statement filed on 01.01.2018, counter claim filed on 04.01.2018. The Contractor has filed Rejoinder and Admission&Denial on 05.02.2008. Further Claimant has filed SODCC on 01.03.208. Next date of hearing has fixed on 21-23 April, 2018.
7	Reference VIII Claims for release of payment against illegal recoveries made and threatened made by respondent towards insurance claims in dispute, compensation for illegal invocation of Bank Guarantee and for illegally withholding the Bank Guarantee after their expiry, compensation towards indirect exoenses incurred resulting in direct losses to claimant due to prolongation of work beyond specified date of completion, etc.	Patel Engineering Ltd.	Others	0	3832450111		3832450111	0	0	0	0	0	3832450111	-3832450111	0	The claims were not accepted as these claims are not tenable under the contract provisions.	The Contractor has invoked the Arbitration Clause 38 of GCC vide letter no 100/213/2875 dated 16.01.2017. The first hearing of Arbitration proceedings was held on 03.04.2017. The Contractor has submitted SOC (Statement of Calims) on 26.06.2017. The hearing no. 4 was held on 28.08.2017 in which NHPC was directed to file the SOD within six week, but the NHPC had filed an application for extension of Time in filing of SOD because of bandh / strike in project area. Further, the Arbitral Tribunal had granted five week more time extension to file SOD and directed to file SOD on 25.11.2017 as strike had ben called of on 03.10.2017. SOD filed on 16.12.2017 and counter claim filed on 04.01.2018. The Contractor has filed Rejoinder and Admission&Denial on 15.02.2008. Further Claimant has filed SODCC on 14. 03.208. NHPC has filed rejoinder to counter claim on 28.03.208. Next date of hearing has fixed on 25 April, 2018.



Sr. No.	Particulars of Claim	Name of Party	Category of Agency (a) Central Govt. department, b) State Govt. department or Local Body, c) CPSE, d) Others	Claim Amount			Amount of claim where outflow is probable & reliable estimate can be made (Provision made in Books of A/cs)			Amount of claim where no Probability of outflow & Claim neither Recognised as Provision nor Disclosed as Contingent Liability	Contingent Liability (Possible outflow/ No Reliable estimate can be made)		Reduction from Opening Contingent Liability during the period/year	Likely Reimbursement to be Made by Third Party	Reasons For Non-Acceptance	Present Status		
				Opening Amount of claims as on 01/04/2017	Addition of claims during the period on account of new claims/ update of old claims including interest	Settlement /Adjustment/Reduction of claim reducing the period/year	Closing balance of claims as on 31/03/2018	Opening Provision as on 01/04/2017	Addition/ (Reduction) in provision during the period/year		Closing Provision as on 31/03/2018	Opening Contingent Liability as on 01/04/2017					Closing Contingent Liability as on 31/03/2018	
	3	4	5	7	8	9	10=(7+8-9)	11	12	13=(11+12)	14	15	16=(10-13)	17	18	19	20	
8	Claim for resource idling for the period 10.05.2010 to 19.07.2010 due to bandh called by GJMM. Claim for resource idling for the period January, 2008 to December, 2009 due to bandh called by GJMM. Claim for resource idling due to bandh called by GJMM.	M/s Texmaco Rail & Engineering Ltd.	Others	32131761		32131761	0	0	0	0	0	32131761	0	32131761	0	The subject claim is inadmissible/untenable under GCC clause 35 of the contract. Further, There is no mechanism to accept the claim in the contract agreement. The claim shall be accepted by competent authority as per policy after examination of Standing Committee.	The Management has rejected the claim vide Letter No-NH/TLDP-III/58A/2012/1401 Dated 02.03.2012. The subject claim was under Adjudication. The Adjudicator Rachel Chatterjee IAS (Retired) delivered her Judgment that no payment is admissible to Texmaco under provision of the contract. Hence, the claim of the contractor is rejected by the Adjudicator. Further the contractor has invoked arbitration proceeding on 15.01.2014. Cross examination is going on. Further final proceedings was held on 14th and 15th March 2017. Decision of Arbitral Tribunal is awarded on 01.11.2017 in which the tribunal has rejected all the claims mailed by M/s TREL.	
9	Claims for additional costs, losses and damages suffered on the contract of "Supply, Fabrication, Erection, Testing and Commissioning of Pressure Shaft/Penstock Liner for TLDP III"	M/s P & R Engineering	Others	17518773			17518773	17518773		17518773	0	0	0	0	0	The claim is not tenable as there is no provision in the contract for compensation due to such delay, however there is only provision for time extension in clause no 23 of the contract.	The case was under adjudication. The adjudicator has recommended in favour of M/s P&R Engg. for Rs 168.02 lacs out of original claim Rs.377.27 Lacs with TDS and WCT to be paid as applicable on the actual basis. Provision of Rs.1,75,18,773 has been created in books of Accounts including Taxes & duties. Contractor has gone to arbitration for enforcement of decision of Adjudicator. The members Arbitration tribunal has given majority award about finality of decision of adjudicator but refuse to enforce award of adjudicated amount. NHPC has apply for setting aside of the award U/s 34 of A & C Act, 1996 on the ground of jurisdiction of the Arbitration Tribunal before District Court of Darjeeling. The case has been admitted and notice has been issued to contractor. Last date of hearing was 14.07.16 and again application has been filed to club the 2 cases of same subject matter. Hearing scheduled on 10.04.2017 was adjourned and next date of hearing is not yet fixed.	
SUB TOTAL				1567353758	6641424480	32131761	8176646477	17518773	0	17518773	0	1549834985	8159127704	-669292719	0			
c)	CASES UNDER EXAMINATION BY THE MANAGEMENT																	
10	Cost Compensation claim pursuant to extension of completion period on account of extension of Bank Guarantee charges & insurance policies.	M/s Texmaco Rail & Engineering Ltd.	Others	20849633			20849633	6809645		6809645		14039988	14039988	0	0	0	There is no mechanism to accept the claim in the contract agreement. The claim shall be accepted by competent authority as per policy after examination of Standing Committee	The Standing Committee was constituted for evaluation of the Claim. The contractor has submitted relevant documents towards extension of insurance policies only. Accordingly the standing Committee has evaluated the claim against the extension of Insurance policies and recommended Rs. 68,09,645/- against claim of Rs.73,48,675/- M/s Texmaco has been intimated vide Letter Dated 26.09.2014 and further on 18.11.2014 for submission of consolidated cost compensation proposal. Again letter has been issued on 15.06.2015 to submit consolidated cost compensation claim for time extension upto 16.06.2014. Again letter has been sent on 28.09.2015. The reply from M/s Texmaco Ltd. is awaited.



Sr. No.	Particulars of Claim	Name of Party	Category of Agency (a. Central Govt. department, b. State Govt. department or Local Body, c. CPSE, d. Others)	Claim Amount							Amount of claim where outflow is probable & reliable estimate can be made (Provision made in Books of A/cs)		Contingent Liability (Possible outflow/ No Reliable estimate can be made)		Reduction from Opening Contingent Liability during the period/year	Likely Reimbursement to be Made by Third Party	Reasons For Non-Acceptance	Present Status
				Opening Amount of claims as on 01/04/2017	Addition of claims during the period on account of new claims/ updation of old claims including Interest	Settlement /Adjustment/Reduction of claim during the period/year	Closing balance of claims as on 31/03/2018	Opening Provision as on 01/04/2017	Addition/ (Reduction) in provision during the period/year	Closing Provision as on 31/03/2018	10=(7+8-9)	11	12	13=(11+12)				
11	Differential Excise duty & Interest Claim for delayed payments	M/s Millinium Cements Co. Pvt. Ltd.	Others	6089314			6089314	0	0	0	0	6089314	6089314	0	0	No claim is acceptable/payable as payment is already released as per terms & conditions of the supply order.	The M/s Millinium Cement Co. Pvt. Ltd. has made an application to "The Chairperson, West BENGAL State Micro & Small Enterprise Facilitation Council, Kolkata for resolving the issue. The Director of Micro & Small Scale enterprises has served a notice vide Memo No-D/78/2014 Dated : 11.02.2014 for appearing before the council for conciliation and representative of the Power Station had attended the meeting. The next date of hearing has not yet been intimated to the Power Station.	
	SUB TOTAL			26938947	0	0	26938947	6809645	0	6809645	0	20129302	20129302	0	0			
	SUB TOTAL- CAPITAL WORKS (A)			4482995778	6821747206	32131761	11272611223	1017761349	0	1017761349	0	3465234430	10254849874	-6789615444	0			
	B. LAND COMPENSATION CASES																	
	NIL																	
	SUB TOTAL- LAND COMPENSATION CASES (B)																	
	C. DISPUTED TAX MATTERS																	
12	Consumption Tax (2003-04)	A.C.S.T, WB Sales Tax Department	State Govt. Departments	234503	0	0	234503	0	0	0	0	234503	234503	0	0	Taxation Tribunal declared imposition of consumption tax as ultra virus and consequential demands were set aside.	The west Bengal Taxation Tribunal, Kolkata had passed the judgement in favour of NHPC on the ground that imposition of Consumption Tax by the state is Ultra Virus and against Constitutional Law. The State has filed the revision case and stay of order before Hon'ble High Court, Calcutta against the judgement of the West Bengal Taxation Tribunal. NHPC is respondent in this case. Hence NHPC can not pursue at its own for enlistment of case which is pending for hearing.	
13	Consumption Tax (2004-05)	A.C.S.T, WB Sales Tax Department	State Govt. Departments	96951			96951					96951	96951	0	0	Taxation Tribunal declared imposition of consumption tax as ultra virus and consequential demands were set aside.	The west Bengal Taxation Tribunal, Kolkata had passed the judgement in favour of NHPC on the ground that imposition of Consumption Tax by the state is Ultra Virus and against Constitutional Law. The State has filed the revision case and stay of order before Hon'ble High Court, Calcutta against the judgement of the West Bengal Taxation Tribunal. NHPC is respondent in this case. Hence NHPC can not pursue at its own for enlistment of case which is pending for hearing.	
14	Consumption Tax (2005-06)	A.C.S.T, WB Sales Tax Department	State Govt. Departments	231925			231925					231925	231925	0	0	Taxation Tribunal declared imposition of consumption tax as ultra virus and consequential demands were set aside.	The west Bengal Taxation Tribunal, Kolkata had passed the judgement in favour of NHPC on the ground that imposition of Consumption Tax by the state is Ultra Virus and against Constitutional Law. The State has filed the revision case and stay of order before Hon'ble High Court, Calcutta against the judgement of the West Bengal Taxation Tribunal. NHPC is respondent in this case. Hence NHPC can not pursue at its own for enlistment of case which is pending for hearing.	



640

Sr. No.	Particulars of Claim	Name of Party	Category of Agency (a:Central Govt. department, b: State Govt. department or Local Body, c: CPSE, d: Others)	Claim Amount			Amount of claim where outflow is probable & reliable estimate can be made (Provision made in Books of A/cs)			Amount of claim where no Probability of outflow & Claim neither Recognised as Provision nor Disclosed as Contingent Liability	Contingent Liability (Possible outflow/ No Reliable estimate can be made)		Reduction from Opening Contingent Liability during the period/year	Likely Reimbursement to be Made by Third Party	Reasons For Non-Acceptance	Present Status		
				Opening Amount of claims as on 01/04/2017	Addition of claims during the period on account of new claims/ updation of old claims including Interest	Settlement /Adjustment/Reduction of claim reducing the period/year	Closing balance of claims as on 31/03/2018	Opening Provision as on 01/04/2017	Addition/ (Reduction) in provision during the period/year		Closing Provision as on 31/03/2018	Opening Contingent Liability as on 01/04/2017					Closing Contingent Liability as on 31/03/2018	
1	3	4	5	7	8	9	10=(7+8-9)	11	12	13=(11+12)	14	15	16=(10-13-	17	18	19	20	
15	Disputed Sales Tax Demand(2004-05)	A.C.S.T, WB Sales Tax Department	State Govt. Departments	1735120			1735120	1735120			1735120		0	0	0	0	Material issued to contractor treated as Deemed sale which is not accepted.	Revision case no. RN-1002/ 2009 pending before the Hon'ble West Bengal Taxation Tribunal,Kolkata.Against the direction of the Hon,ble Tribunal on 15.02.2011, the State Government(Finance Department) so far did not file Affidavit-in-reply and therefore it is still pending. The Tribunal was pleased to grant stay of the appeal cases pending before the Sr. Joint Commissioner, Siliguri Circle in respect of assessment under sales tax and hence appeal are all abiding by the said order. The last hearing was fixed on 12.11.2014 which was attended by our empaneled advocate along with concerned officer. The next date of hearing has not yet been fixed.
16	Disputed Sales Tax Demand(2005-06)	A.C.S.T, WB Sales Tax Department	State Govt. Departments	14382607			14382607	14382607			14382607		0	0	0	0	Material issued to contractor treated as Deemed sale which is not accepted.	Revision case no. RN-1002/ 2009 pending before the Hon'ble West Bengal Taxation Tribunal,Kolkata.Against the direction of the Hon,ble Tribunal on 15.02.2011, the State Government(Finance Department) so far did not file Affidavit-in-reply and therefore it is still pending. The Tribunal was pleased to grant stay of the appeal cases pending before the Sr. Joint Commissioner, Siliguri Circle in respect of assessment under sales tax and hence appeal are all abiding by the said order. The last hearing was fixed on 12.11.2014 which was attended by our empaneled advocate along with concerned officer. The next date of hearing has not yet been fixed.
17	Disputed Sales Tax Demand(2006-07)	A.C.S.T, WB Sales Tax Department	State Govt. Departments	49912639			49912639	49912639			49912639		0	0	0	0	Material issued to contractor treated as Deemed sale which is not accepted.	Revision case no. RN-1002/ 2009 pending before the Hon'ble West Bengal Taxation Tribunal,Kolkata.Against the direction of the Hon,ble Tribunal on 15.02.2011, the State Government(Finance Department) so far did not file Affidavit-in-reply and therefore it is still pending. The Tribunal was pleased to grant stay of the appeal cases pending before the Sr. Joint Commissioner, Siliguri Circle in respect of assessment under sales tax and hence appeal are all abiding by the said order. The last hearing was fixed on 12.11.2014 which was attended by our empaneled advocate along with concerned officer. The next date of hearing has not yet been fixed.
18	Disputed Sales Tax Demand(2007-08)	A.C.S.T, WB Sales Tax Department	State Govt. Departments	34811193			34811193	34811193			34811193		0	0	0	0	Material issued to contractor treated as Deemed sale which is not accepted.	Revision case no. RN-1002/ 2009 pending before the Hon'ble West Bengal Taxation Tribunal,Kolkata.Against the direction of the Hon,ble Tribunal on 15.02.2011, the State Government(Finance Department) so far did not file Affidavit-in-reply and therefore it is still pending. The Tribunal was pleased to grant stay of the appeal cases pending before the Sr. Joint Commissioner, Siliguri Circle in respect of assessment under sales tax and hence appeal are all abiding by the said order. The last hearing was fixed on 12.11.2014 which was attended by our empaneled advocate along with concerned officer. The next date of hearing has not yet been fixed.
19	Disputed Sales Tax Demand(2008-09)	A.C.S.T, WB Sales Tax Department	State Govt. Departments	16660642			16660642	16660642			16660642		0	0	0	0	Material issued to contractor treated as Deemed sale which is not accepted.	Appeal case arising out of an order passed by the Joint Commissioner,Sales Tax, Siliguri Charge under sales tax Act for the assessment period 4 Q.E. 31.03.2009 is pending before the Sr. Joint Commissioner,Siliguri Circle.
20	Disputed Sales Tax Demand(2009-10)	A.C.S.T, WB Sales Tax Department	State Govt. Departments	15922326			15922326	15922326			15922326		0	0	0	0	Material issued to contractor treated as Deemed sale which is not accepted.	Revision petition has been filed before West Bengal Appellate & Revisional Board, Kolkata. The date of hearing is not yet fixed.




Sr. No.	Particulars of Claim	Name of Party	Category of Agency (a. Central Govt. department, b. State Govt. department of Local Body, c. CPSE, d. Others)	Claim Amount			Amount of claim where outflow is probable & reliable estimate can be made (Provision made in Books of A/cs)			Amount of claim where no Probability of outflow & Claim neither Recognised as Provision nor Disclosed as Contingent Liability	Contingent Liability (Possible outflow/ No Reliable estimate can be made)		Reduction from Opening Contingent Liability during the period/year	Likely Reimbursement to be Made by Third Party	Reasons For Non-Acceptance	Present Status	
				Opening Amount of claims as on 01/04/2017	Addition of claims during the period on account of new claims/ updation of old claims including Interest	Settlement /Adjustment/Reduction of claim reducing the period/year	Closing balance of claims as on 31/03/2018	Opening Provision as on 01/04/2017	Addition/ (Reduction) in provision during the period/year		Closing Provision as on 31/03/2018	Opening Contingent Liability as on 01/04/2017					Closing Contingent Liability as on 31/03/2018
1	3	4	5	7	8	9	10=(7+8-9)	11	12	13=(11+12)	14	15	16=(10-13-	17	18	19	20
21	Disputed Sales Tax Demand(2010-11)	A.C.S.T. WB Sales Tax Department	State Govt. Departments	12084815			12084815	12084815		12084815		0	0	0	0	Material issued to contractor treated as Deemed sale which is not accepted.	Appeal case arising out of an order passed by the Joint Commissioner, Sales Tax, Siliguri Charge under sales tax Act for the assessment period 4 Q.E. 31.03.2011 is pending before the Sr. Joint Commissioner, Siliguri Circle.
22	Disputed Sales Tax Demand(2011-12)	Joint Commissioner Sales Tax, WB Sales Tax Department	State Govt. Departments	21385392			21385392	21385392		21385392		0	0	0	0	Material issued to contractor treated as Deemed sale which is not accepted.	Appeal case arising out of an order passed by the Joint Commissioner, Sales Tax, Siliguri Charge under sales tax Act for the assessment period 4 Q.E. 31.03.2012 is pending before the Sr. Joint Commissioner, Siliguri Circle.
23	Disputed Sales Tax Demand(2012-13)	Joint Commissioner Sales Tax, WB Sales Tax Department	State Govt. Departments	27350978			27350978	0	0	0	0	27350978	27350978	0	0	Tax imposed on Contractual Transfer Price and disallowance of ITC is not acceptable	Power station has filed review petition vide letter No. NHPC/TL-D-III PS/15-16/Camp Siliguri Dt. 26.08.2015 before Joint Commissioner of Sales Tax, Siliguri Charge. Date of hearing not yet been intimated.
24	Entry Tax for FY 2013-14 to 2017-18 (updated with interest and penalty)	Sales Tax Department	State Govt. Departments	0	1711225		1711225	0	0	0	0	0	1711225	-1711225	0	No specific demand has been raised for payment of Entry Tax.	The Commercial Tax Department has only calculated the amount payable for Entry Tax, however no specific demand has been raised for payment of Entry Tax. Further, stay has also been taken on payment of entry tax in the case titled "NHPC Limited vs Anr vs State of West Bengal & Ors"
SUB TOTAL- DISPUTED TAX MATTERS (C)				194809091	1711225	0	196520316	166894734	0	166894734	0	27914357	29625582	-1711225	0		
D OTHER CASES																	
NIL																	
SUB TOTAL- OTHER CASES (D)				0	0	0	0	0	0	0	0	0	0	0	0		
GRAND TOTAL (A+B+C+D)				4677804869	6823458431	32131761	11469131539	1184656083	0	1184656083	0	3493148787	10284475456	-6791326669	0		

Note: Category of agencies are Central Govt. departments, State Govt. departments or Local Bodies, CPSEs and others.


Manoj Kumar Barnwal
Manager (F)

प्रबन्धक (वित्त) Manager (F)
एन.एच.पी.सी.लि./N.H.P.C LTD.
टि०एल०डी० पी० एस. रम्बी /TLD III PS. Rambi
पो० रियांग, शर्जिलिंग -७३४३२९
P.O. Reang, Dargeeling (W.B.) 734321




S.K. Agarwal
Chief Engineer (IC)
एस.के. अग्रवाल/S.K. Agarwal
मुख्य अभियंता (प्रभासी)/Chief Engineer (IC) 1/6
तीस्ता लो डैम-III पावर स्टेशन, राम्बी
Teesta Low Dam-III Power Station, Rambi

642

I. Summary of Contingent Liabilities as on 31/03/2018

(Amount in Rupees)

Sl. No.	Particulars	Claims as on 31/03/2018	Provision against the claims	Contingent liability as on 31/03/2018	Contingent liability as on 31/03/2017	Addition of contingent liability for the period	Reduction in Contingent Liability with reference to Opening Balance as on 01.04.2017
(i)	(ii)	(iii)	(iv)	(v)	(vi)	(vii)=(v)-(vi)	(viii)
A.	Capital Works	11272611223	1017761349	10254849874	3465234430	6789615444	-6789615444
B.	Land Compensation cases	NIL	NIL	NIL	NIL	NIL	NIL
C.	Disputed tax matters	196520316	166894734	29625582	27914357	1711225	-1711225
D.	Others	NIL	NIL	NIL	NIL	NIL	NIL
	Total	11469131539	1184656083	10284475456	3493148787	6791326669	-6791326669

II. Summary of Contingent Liabilities (Category of Agency wise) as on 31/03/2018

(Amount in Rupees)

Sl. No.	Category of Agency	Claims as on DD/MM/YYYY (31/03/2018)	Provision against the claims	Contingent liability as on DD/MM/YYYY (31/03/2018)	Contingent liability as on DD/MM/YYYY (31/03/2017)	Addition of contingent liability for the period	Reduction in Contingent Liability with reference to Opening Balance as on 01.04.2017
(i)	(ii)	(iii)	(iv)	(v)	(vi)	(vii)=(v)-(vi)	(viii)
1	Central Govt. departments	NIL	NIL	NIL	NIL	NIL	NIL
2	State Govt. departments or Local Bodies	196520316	166894734	29625582	27914357	1711225	-1711225
3	CPSEs	NIL	NIL	NIL	NIL	NIL	NIL
4	Others	11272611223	1017761349	10254849874	3465234430	6789615444	-6789615444
	TOTAL	11469131539	1184656083	10284475456	3493148787	6791326669	-6791326669



NHPC LIMITED
Teesta Low Dam -III Power Station

CAPITAL COMMITMENT AS ON 31.03.2018

ANNEX-4- TO NOTE-31

S.No.	Contract Details				Amended Value	Workdone		Total Payments and Liability	Estimated Amt of Contract Remaining	Exchange Rate	INR Amount
	Description	Party	Currency	Award Value		Running Account Payments	Liability/Provisi ons				
Major Works											
1	Civil Works for Barrage and PH	M/S Patel Engineering Ltd.	INR	2281600000	4502102318	4499875218	0	4499875218	2227100	1.0000	2227100
2	Civil Works for Barrage and PH	M/S Patel Engineering Ltd.	USD	2300000	3241918	3240664.45	0	3240664	1253.55	65.340	81907
3	EM Works-First Contract-Onshore	M/S Andritz Hydro Pvt. Ltd.	INR	1681734267	2417276828	2387344907	0	2387344907	29931921	1.0000	29931921
4	EM Works--Second Contract	M/S Andritz Hydro Pvt. Ltd.	INR	260931801	376095063	373463638	0	373463638	2631425	1.0000	2631425
5	HM Works-First Contract	M/S TEXMACO	EURO	2954108	2669497	2161495.35	95,093	2256588.25	412908.75	81.510	33656192
6	HM Works-First Contract	M/S TEXMACO	INR	521174660	580272275	542689031	2,24,36,689	565125720	15146555	1.0000	15146555
7	HM Works-Second Contract	M/S TEXMACO	INR	88494768	98205773	89605680	60,10,685	95616365	2589408	1.0000	2589408
Other Civil Works/Supply											
8	Supply, Erection, Testing & Commissioning of 33/ 11 KV, 2 x 2 MVA Sub-station including erection of the 11 kv line from control room to P.H.	M/S Srinivas Agarwal, Siliguri	INR	18011012	18011012	17045137		17045137	965875	1.0000	965875
9	Procurement of one No. Runner Hub with HP-HVOF Coating of Kaplan Turbine alongwith its operating mechanism, cone, servomotor, linkages, levers excluding runner blades for TLD-III PS.	M/S Andritz Hydro (P) Ltd.	INR	75520000	75520000	64000000	0	64000000	11520000	1.0000	11520000
10	Transit Insurance of 01 (one) number Runner Assembly of Kaplan Turbine of TLD-III PS Rambhi. (Transit Insurance)	M/S Bajaj Allianz general Insurance co ltd.	INR	165086	165086	0	0	0	165086	1.0000	165086
11	Transportation of Whole Assembly of Runner Hub and Blades From M/S AHPL 49/5, Mathura Road, Vill-Prithla, Dist-Palwal, Haryana to NHPC Ltd. TLD-III PS, Rambhi. (Transportation)	M/S JCC India Pvt Ltd	INR	1321199	1321199	0	0	0	1321199	1.0000	1321199
12	Procurement of 03 Numbers of Lg 28 Conventional Microwave Oven mc2846bv Through Gem Portal	M/S Nipurn Engineering Pvt Ltd.	INR	41370	41370	0	0	0	41370	1.0000	41370
13	Procurement of 1 number of Hp laser jet pro MFP M226 Dn	M/S C A and Solutions Private limited	INR	26900	26900	0	0	0	26900	1.0000	26900
14	Purchase of Snooker table with accessories	M/s Silco Group of Companies	INR	168000	168000	0	0	0	168000	1.0000	168000
15	Procurement of 7 numbers of HP 600 G3 MT-I-7700-8-1000-DVD-RW-WIN-10 Pro OEM-19.5-3 Yr through GeM Portal	M/S M2E Comcare	INR	412300	412300	0	0	0	412300	1.0000	412300
SUB-TOTAL											100885238
											In Crores
											10.09

Total Capital Commitment as on 31.03.2018

10.09



(Signature)
Manager (Finance) / Manager (F)
एन.एच.पी.सी.लि. / N.H.P.C LTD.
टि.एल.डी. पी.एस. रम्बी / TLD III PS. Rambhi
पो. रियांग, दार्जिलिंग-734329
P.O. Reang, Darjeeling (W.B.) 734321


644


एस. के. अग्रवाल / S.K. Agarwal
मुख्य अभियंता (प्रभारी) / Chief Engineer (I/C)
तीस्ता लो डैम-III पावर स्टेशन, रम्बी
Teesta Low Dam-III Power Station Rambhi

NAME OF THE UNIT:-TEESTA LOW DAM -III POWER STATION
DETAILS OF CONTINGENT ASSETS AS ON 31.03.2018

Sr. No.	Particulars	Name of Party/Work	Opening Amount of claim as on 01.04.2017	Addition of claims during the period on account of new claims/update of old claims	Settlement/ Adjustments during the period	Closing balance of claim as on 31.03.2018	Up to date Amount of claim where inflow is probable disclosed as Contingent asset	Amount of claim where no Probability of inflow -(not disclosed as contingent asset)	Amount in Rupees	
									Total	Present Status
	1	2	3	4	5	(3+4-5)=6	7	8	(7+8)=9 (figure in cloumn 6 & 9 must be equal)	10
A. COUNTER CLAIMS LODGED BY THE COMPANY										
1										
2										
3										
	SUB TOTAL- (A)		0	0	0	0	0	0	0	0
B. Surcharge billed on debtors										
	SUB TOTAL- (B)									
C Revenue to the extent not recognised in respect of power stations										
	SUB TOTAL- (C)		0	0	0	0	0	0	0	0
D BUSINESS INTRUPTION LOSSES										
E Other Cases- (if any)-specify										
1										
2										
3										
	SUB TOTAL- OTHER CASES (E)		0	0	0	0	0	0	0	0
	GRAND TOTAL (A+B+C+D)		0	0	0	0	0	0	0	0




 Manoj Kumar Bahwal
 Manager (Finance)
प्रबन्धक (वित्त) Manager (F)
एन.एच.पी.सी.लि./N.H.P.C LTD.
 टि०एल०डी० पी एस. रम्बी /TLD III PS. Rambli
 पो० रियांग, दार्जिलिंग-७३४३२९
 P.O. Reang, Darjeeling (W.B.) 734321


 Surinder Kumar Agarwal
 Chief Engineer (I/C)
एस. के. अग्रवाल/S.K. Agarwal
 मुख्य अभियंता (प्रभारी)/Chief Engineer (I/C)
 तीस्ता लो डैम-III पावर स्टेशन, राम्बी
 Teesta Low Dam III Power Station

Name of Regional Office/Liaison Office:

Detail of Regional Office Management Expenses allocated to Units during the Period ended on 31.12.2018

Location Code	Unit name	OTHER INCOME	GEN., ADMN & OTHER EXPENSES	EMPLOYEES' REMUNERATION & BENEFITS	DEPRECIATION	FINANCE CHARGES	PROVISION	Total
103	SALAL							0
106	URI - I							0
116	URI - II							0
109	DULHASTI							0
113	SEWA-II							0
121	NIMMO BAZGO							0
122	CHUTAK							0
101	BAIRASIUL							0
105	CHAMERA-I							0
108	CHAMERA-II							0
117	CHAMERA-III							0
119	PARBATI-III							0
104	TANAKPUR							0
110	DHAULIGANGA-I							0
102	LOKTAK							0
107	RANGIT							0
111	TEESTA-V							0
114	TLDP-III							0
120	KISHANGANGA							0
112	PARBATI -II							0
118	TLDP-IV							0
115	SLP							0
160	50MW Solar Project, Tamilnadu							0
129	DIBANG							0
152	TAWANG							0
125	KOTLIBHEL 1A							0
157	KOTLIBHEL 1B & II							0
139	Dhl Intermediate							0
130	TEESTA-IV							0
608	WPPJ							0
508	BRRP							0
510	RE-PATNA							0
526	RE-CELL							0
	TOTAL	0	0	0	0	0	0	0



Name of Unit : TEESTA LOW DAM -III POWER STATION


Reporting of Events Occuring After Balance Sheet Date

S.No	Particulars of the Events	Accounting Entry to be passed after Balance Sheet		Change in Disclosures after Balance Sheet		
		Head of Account	Amount	Note No.	Earlier Disclosure	Revised Disclosure
		NA	NIL	NA	NA	NA




 Manoj Kumar Barnwal
 Manager (Finance)
 प्रबंधक (वित्त) Manager (F)
 एन.एच.पी.सी.लि. /N.H.P.C LTD.
 टि.एल.डी. पी एस. रम्बी /TLD III PS. Rambi
 पो. रियाग, दार्जिलिंग-७३४३२१
 P.O. Reang, Darjeeling (W.B.) 734321




 Surinder Kumar Agarwal
 Chief Engineer (I/C)
 एस. के. अग्रवाल/S.K. Agarwal
 मुख्य अभियंता (प्रभारी)/Chief Engineer (I/C)
 तीस्ता लो डैम-III पावर स्टेशन, राम्बी
 Teesta Low Dam-III Power Station Rambi

Name of Location: TEESTA LOW DAM –III POWER STATION

Detail of Accumulated Depreciation up to 31.03.2015 in r/o Items deleted on account of others during the year ended on 31.03.2018

(A) Assets deducted as per Note No. 2.1 shown by units in Balance sheet as at 31.03.2018

PARTICULARS		Gross Block-Deduction on account of Others	Accumulated Depreciation up to 31.03.2015 in r/o Items deleted on account of others
i)	Land – Freehold	410101	
ii)	Land – Leasehold	410111	
iii)	Roads and Bridges	4103	
iv)	Buildings	4102	
v)	Railway sidings	4105	
vi)	Hydraulic Works(Dams, Water Conductor system, Hydro mecha	4106	
vii)	Generating Plant and machinery	4107	
viii)	Plant and machinery Sub station	4108	
ix)	Plant and machinery Transmission lines	4109	
x)	Plant and machinery Others	4110	
xi)	Construction Equipment	4111	
xii)	Water Supply System/Drainage and Sewerage	4112	
xiii)	Electrical installations	4114	
xiv)	Vehicles	4115	
xv)	Aircraft/ Boats	4116	
xvi)	Furniture and fixture	4117	15724
xvii)	Computers	4118	
xviii)	Communication Equipment	4119	
xix)	Office Equipments	4120	21500
xx)	Research and Development	4121	4747
xxi)	Other assets	4125	
xxii)	TANGIBLE ASSETS of minor value >750 and < Rs.5000	4128	9276
TOTAL		46500	16557

(B) Assets deducted as per Note No. 2.4 shown by units in Balance sheet as at 31.03.2018

PARTICULARS		Gross Block-Deduction on account of Others	Accumulated Depreciation up to 31.03.2015 in r/o Items deleted on account of others
	Land – Unclassified/ Right of Use		
	Computer Software		
Total		0	0

Note

1 the Year ended on 31.03.2018): Amount appearing under "Depreciation Opening Amount" column of FAR for the FY 2015-16.

2 Gross Block-Deduction on account of Others shall be same as appearing in the Note 2.1 & 2.4 of Balance sheet as at 31.03.2018.



Annexure: XIV

Directions indicating the areas to be examined by the Statutory Auditors during the course of audit of annual accounts of Teesta Low Dam III Power Station for the year 2017-18 issued by the Comptroller & Auditor General of India under Section 143(5) of the Companies Act, 2013:

Sl. No.	Directions	Auditors' Reply
1	Whether the company has clear title/lease deeds for freehold and leasehold land respectively? If not, please state the area of freehold and leasehold land for which title/lease deeds are not available.	Power Station has lease deed for its leasehold land.
2	Whether there are any cases of waiver/write off of debts/loans/interest etc. If yes, the reasons thereof and amount involved.	Nil.
3	Whether proper records are maintained for inventories lying with third parties & assets received as gift/grant(s) from Government or other authorities.	Not Applicable.



Annexure -XI

Name of Unit: Teesta Low Dam III Power Station


(Amount in Rs.)

Statement of Capital Work In Progress (only Road & Bridge, Building (Excluding Power House Building), Railway Siding etc. as on 31.03.2018)

1	2	3	4	5	6
Sl. No.	Head of account (HOA)	Name of the contract under which work is being executed	Amount (Rs)	Scheduled date of completion as per contract.	Reason for non-capitalisation
1	430601	Providing and fixing MS railing on edge of Cellular Wall and pier of barrage at TLD III PS	8,60,320	05.12.2017	Work in Progress
2	430608	Hydro Mechanical Works (Lot 3)	1,26,81,727	31.12.2007	Work in Progress
3	430610	Hydro Mechanical Works (Lot 3)	35,41,747	31.12.2007	Work in Progress
4	430611	Hydro Mechanical Works (Lot 3)	1,89,14,636	31.12.2007	Work in Progress
5	430802	Supply, Erection, Testing and Commissioning of 33/11 KV, 2x2 MVA sub station including erection of 11KV	1,73,14,185	02.01.2014	Work in Progress

Total of column no (4) shall tally with balances of HOA as per trial balance relating to CWIP heads except major works.


It is certified that all the 'Infrastructure Works' which have been completed and ready to intended use have been capitalized and 'Infrastructure Works' for the amount shown in column (4) as above are still under progress.


Manoj Kumar Barnwal
Manager (Finance)

प्रबंधक (वित्त) Manager (F)
एन.एच.पी.सी. लि. / N.H.P.C LTD.
टि.एल.डी. पी.एस. रम्बी / TLD III PS, Rambi
पो. रियांग, दार्जिलिंग-734321
P.O. Reang, Darjeeling (W.B.) 734321



650


Surinder Kumar Agarwal
Chief Engineer (I/C)
Teesta Low Dam III Power Station
एस. के. अग्रवाल/S.K. Agarwal
मुख्य अभियंता (प्रभारी)/Chief Engineer (I/C)
तीस्ता लो डैम-III पावर स्टेशन, राम्बी
Teesta Low Dam-III Power Station, Rambi

Annexure -XVIII

Name of Unit: Teesta Low Dam III Power Station

(Amount in Rs.)

Statement of Unadjusted advances (excluding mobilisation advances/ advance against material/ machineries given to parties/Govt. Deptt as on 31.03.2018

1	2	3	4	5	6	7	8	9
Sl. No.	Head of account (HOA)	Name of Department /party to whom advance is given	Purpose	Date of giving advance	Amount of Advance (Rs)	Amount adjusted/ provided (Rs)	Balance outstanding (Rs)	Reason for non-adjustment/ Provision
1	450301	TEXMACO RAIL & ENGINEERING LTD	Mobilisation Advance for Lot-3 (HM works)	13.12.2013	19,02,100	8,77,873	10,24,227	Balance work for Lot 3 work is still pending. Advance shall be adjusted after completion of work as per award.
2	450304	TEXMACO RAIL & ENGINEERING LTD	Mobilisation Advance for Lot-3 (HM works)	11.04.2005	EURO 295410.80	EURO 245155.19	EURO 50255.61 (Equivalent to Rs. 4096333)	Balance work for Lot 3 work is still pending. Advance shall be adjusted after completion of work as per award.
3	660407	KENDRIYA VIDYALAYA RAMBI SCHOOL FUND ACCOUNT	For operational and Running expenses of Kendriya Vidyalaya	22.01.2018	60,00,000	56,61,917	3,38,083	The said advance is the balance amount lying after adjustment of expenses of KV upto 31.03.2018.
4	660804	ANDRITZ HYDRO PVT. LTD.	Supply of Runner hub of Kaplan Turbine with HO-HVOF coating along with its operating mechanism against submission of Bank Guarantee	29.03.2018	6,40,00,000	-	6,40,00,000	Supply is completed but not reached to Power Station due to Road Issues. Advance shall be adjusted after reaching the material at site.

Total of column no (8) shall tally with balances of HOA as per trial balance relating to Advance to contractor/supplier/Government Department etc.


It is certified that all the advances to contractor/parties have been adjusted in the accounts to the extent works/services performed upto the balance sheet date.


Manoj Kumar Barnwal
Manager (Finance)

प्रबंधक (वित्त) Manager (F)
एन.एच.पी.सी.लि./N.H.P.C LTD.
टिंएलंडी पी एस. रम्बी /TLD III PS. Rambhi
पो० रियांग, दार्जिलिंग-७३४३२९
P.O. Reang, Darjeeling (W.B.) 734321



651


Surinder Kumar Agarwal
Chief Engineer (I/C)
TLD-III P.S.
एस. के. अग्रवाल/S.K. Agarwal
मुख्य अभियंता (प्रभारी)/Chief Engineer (I/C)
तीस्ता लो डैम-III पावर स्टेशन, राम्बी
Teesta Low Dam III Power Station, Rambhi

Annexure-X

Name of Unit: TEESTA LOW DAM –III POWER STATION

Provisions made against assets during the period ended on 31/03/2018

Status of Provisions made against assets during the year for inclusion in the agenda note for information of the Board is as under:

Account Code	Nature	Amount Provided for (Rs.)	Amount Transferred to Expenditure attributable to Construction (EAC) (Rs.)	Net Amount charged to P&L (Rs.)	Reasons and Justification for creation of Provision	Current Status
(i)	(ii)	(iii)	(iv)	(v)=(iii)-(iv)	(vi)	(vii)
95-05-XX	Bad and doubtful debts provided	NIL	NIL	NIL	NA	NA
95-06-01	Bad and doubtful advances provided for	NIL	NIL	NIL	NA	NA
95-06-02	Bad and doubtful deposits provided for	NIL	NIL	NIL	NA	NA
95-07-01	Bad and doubtful claims/interest provided	NIL	NIL	NIL	NA	NA
95-07-03	Doubtful Interest Provided for	NIL	NIL	NIL	NA	NA
92-33-03	Provision for obsolescence in stores	NIL	NIL	NIL	NA	NA
92-33-04	Provision for other losses of stores	NIL	NIL	NIL	NA	NA
95-08-01	Shortage in store & spares provided	NIL	NIL	NIL	NA	NA
95-11-01	Provision against	NIL	NIL	NIL	NA	NA



652



	diminution in the value of investment					
95-12-01	Project expenses provided for	59523909	NIL	59523909	Provision has been made for Expenditure incurred for Teesta Basin Investigation Projects.	File has already been initiated for write off/recovery of the amount.
95-13-01	Loss on fixed assets provided for	NIL	NIL	NIL	NA	NA
95-13-02	Loss on store provided for	NIL	NIL	NIL	NA	NA



Party wise summary of Transactions and Balances with Related Parties

Location Code:- 114

Location Name : Teesta Low Dam III Power Station

Transactions with Government that has control over company (NHPC)

(Amount in Rs.)

S.No	Nature of transaction	Party Name	Transaction amount		Outstanding Balances (Amount Payable By NHPC)	Outstanding Balances (Amount Receivable by NHPC)
			For theyear ended on 31.03.2018	For theyear ended on 31.03.2017	As at 31.03.2018	As at 31.03.2018
1	Services Received by the Company(NHPC)	CISF	81534795	76397038	5561322	
	Total		81534795	76397038	5561322	
2	Services Provided by the Company (NHPC)					
	Total		0	0	0	
3	Sale of goods/Inventory by the Company	MEA				
	Total		0	0	0	
4	Purchase of Goods (Consumables, inventory item like steel, POL,consumable spares etc.)					
	Total		0	0	0	
5	Purchase of assets/property (purchase of spares classified as PPE, payments towards capital works accounted in CWIP etc					
	Total		0	0	0	


2. Transactions with Other entities Controlled by the Central Governmennt e.g. Transactions with CPSUs

S.No	Nature of transaction	Party Name	Transaction amount		Outstanding Balances (Amount Payable By NHPC)	Outstanding Balances (Amount Receivable by NHPC)
			For theyear ended on 31.03.2018	For theyear ended on 31.03.2017	As at 31.03.2018	As at 31.03.2018
1	Purchase of Goods (Consumables, inventory item like steel, POL,consumable spares etc.)	IOCL SAIL				
	Total		0	0	0	
2	Purchase of assets/property (purchase of spares classified as PPE, payments towards capital works accounted in CWIP etc	BHEL				
	Total		0	0	0	
3	Services Received by the Company(NHPC)	BSNL KV	1569524 11419369	1878853 11739446	411934	338083
	Total		12988893	13618299	411934	
4	Services Provided by the Company (NHPC)					
	Total		0	0	0	
5	Sale of goods/Inventory					
	Total		0	0	0	
6	Sale of Asset/property					
	Total		0	0	0	

3. Transactions with State Govt/ State Govt Deptt (Uttar Pradesh, J&K, Manipur, Madhya Pradesh)

S.No	Nature of transaction	Party Name	Transaction amount		Outstanding Balances (Amount Payable By NHPC)	Outstanding Balances (Amount Receivable by NHPC)
			For theyear ended on 31.03.2018	For theyear ended on 31.03.2017	As at 31.03.2018	As at 31.03.2017
1	Purchase of Goods (Consumables, inventory item like steel, POL,consumable spares etc.)	JKPDC UPPCL				
	Total		0	0	0	
2	Purchase of assets/property (purchase of spares classified as PPE, payments towards capital works accounted in CWIP etc	JKPDC UPPCL				
	Total		0	0	0	
3		BSNL				
	Total		0	0	0	

प्रबंधक (वित्त) Manager (F)
एन.एच.पी.सी. लि. NHPC LTD.
टिफिन (वित्त) Manager (Finance)
पो० रियांग, दार्जिलिंग-७३४३२९
PO. Reang, Darjeeling (W.B.) 734321



	Services Received by the Company(NHPC)	PGCIL				
	Total		0	0	0	
4	Services Provided by the Company (NHPC)					
	Total		0	0	0	
5	Sale of goods/Inventory	JKPDC UPPCL				
	Total		0	0	0	
6	Sale of Asset/property					
	Total		0	0	0	



Manoj Kumar Barahal
Manoj Kumar Barahal
Manager (Finance)

प्रबन्धक (वित्त) Manager (F)
एन.एच.पी.सी.लि. /N.H.P.C LTD.
टि०एल०डी० पी एस. रम्बी /TLD III PS. Rambi
पो० रियांग, दार्जिलिंग-७३४३२१
P.O. Reang, Darjeeling (W.B.) 734321

Annexure-X

Check List

HYDRO GENERATING STATIONS

(Teesta Low Dam-III Power Station- 2014-19)

Ref: - CERC order dtd. 06.05.2016 in Petition no. 8/SM/2016.

Sl.No.	Particulars	Yes/No/NA	Page No./ Remarks
Procedural			
1.	Whether the petition is posted on website? (a) If yes, details submitted	NA	Petition is for truing up of tariff
2.	Whether a copy of the petition is served on all the beneficiaries / respondents (a) If yes, whether proof of service has been filed	Yes Yes	662
3.	Whether notice of tariff petition published in newspapers in terms of the CERC Regulations. If yes, whether the details of the publication has been submitted	NA	Petition is for truing up of tariff
CAPITAL COST			
4.	Whether unit-wise break-up of capital cost submitted	NA	
5.	Whether Board Approval of Capital Cost /Revised Capital Cost submitted	Yes	26 to 39
6.	Whether report of DIA on the vetting of capital cost submitted	No	Already submitted vide affidavit dated 23.10.2013
7.	Whether approval of capital cost/RCE by competent authority (MOP/CCEA/CEA) submitted	Yes	40 to 46 (Standing Committee Recommendations on RCE is enclosed. Approval of RCE by MoP/GoI is under process)

Handwritten signature



8	Whether break-up of common facilities in respective units in the original project estimate submitted	NA	
9	Whether Audited Financial Statement as on 31st March of each year of the tariff period with all schedules as on COD of the units submitted (audited balance sheet as on 31 st March'2014)	Yes	241 to 655
10	Whether the details of liabilities discharged and un-discharged as on COD of each unit as well as on 31st March of subsequent years of tariff period submitted	Yes	168 to 209
11	Whether the details of party-wise and asset-wise un-discharged and discharged liabilities during each year, if any, submitted	Yes	168 to 209
12	Whether the details of duty drawback/exemption availed, if any, submitted	NA	
13	Whether details of Infirm power as on COD submitted	NA	
14	Whether details of Local Area Development Expenses (LADA) along with related government notification, if any, submitted	NA	
Time Overrun			
16	Whether time overrun is involved in the commercial operation of the generating station. (a) If yes, the reasons/justification for time overrun, if submitted (b) Whether documents in support of time overrun is enclosed	NA NA NA	

h



17	Whether report of the Standing Committee appointed by GOI with respect to time and cost over-run enclosed	Yes	40 to 46
18	Whether the DIA report on time and cost over-run submitted	No	Already submitted vide affidavit dated 23.10.2013
Interest During Construction (IDC)			
19	Detailed calculation of FERV claimed, if submitted	NA	
20	Whether soft copy in formula based Excel Sheet for calculation for IDC (including normative IDC), financing charges as on COD with date of drawl, date of repayment, rate of interest, etc submitted	Yes	Uploaded in E-Filing portal
21	Whether procedure and calculation of apportionment of unit wise IDC submitted	NA	
Return on Equity (ROE)			
22	Whether the details of the actual deployment of loan and equity submitted	NA	
23	Whether income tax holiday u/s 80 IA of the I.T. Act is available to the project/station, if yes, whether details thereof submitted	NA	
Additional Capital Expenditure			
24	Whether Form-9 pertaining to additional capitalization after COD is complete in all respects including; (i) Justification for incurring projected additional capital expenditure (ii) Provision of regulation under which claimed	Yes Yes	69 to 145

2



	(iii) De-capitalization value of old asset in case assets claimed under replacement	Yes	
	(iv) Claims that do not include expenditure on minor assets and tools and tackles	NA	
	(v) Approval of additional capital expenditure by Board of Directors of Petitioner	NA	
	(vi) Documentary evidence like test results carried out by Independent Agency /OEM or Technical Committee in case of claims under Regulation 14(3)(vii) and (viii) for efficient operation	NA	
25	Whether additional capital expenditure is within the original scope of work and if so details given?	NA	
26	Whether additional capital expenditure claimed is within or beyond the cut-off date. If so, whether relevant provisions of the Regulations mentioned	Within & beyond Cut-off date Yes	69 to 145
27	Whether relaxation in cut-off date claimed. If so, whether detailed reasons/justifications submitted	NA	
Interest on Loan			
28	Whether loan agreement submitted	No	Already submitted alongwith the petition period for 2009 to 2014
29	Whether documents relating to interest rate reset from the first drawl submitted	Yes	67-68
30	Whether any penalty for shortfall amount of loan paid, if so, details	NA	

Handwritten signature



	thereof submitted		
31	Details of prepayment of loan, if any, submitted	NA	
32	Whether calculation of IOL as per Form- 13 for each year submitted	Yes	152 to 159
33	Whether quarter-wise schedule with regard to loan and revision thereof submitted	Yes	152 to 159
34	Whether there are any commitment charges? If so, reasons thereof submitted?	NA	
35	Whether any penal rate of interest for default in repayment of loan is made. If yes, reasons thereof submitted?	NA	
36	Whether details of calculation of normative loan submitted	Yes	160
Depreciation			
37	Whether justification for claiming the working capital margin as per Form- 5A submitted	NA	
38	Whether calculation of rate of depreciation for each year as per Form- 11 submitted	Yes	150
39	Whether calculation of depreciation for each year as per Form-12 submitted	Yes	151
Interest on Working Capital			
40	Whether details of component- wise IWC as per Form-13B Submitted	Yes	161
General			
41	Whether editable soft copy of all Forms and calculations submitted	Yes	Uploaded in E-Filing portal
42	Whether cost audit report for the last three financial years submitted	No	Cost audit report will be submitted separately

2



43	Whether DPR submitted	NA	
44	Whether liability flow statement as per Form -16 submitted	Yes	168 to 209
45	Whether relaxation for NAPAF and Design Energy claimed. If so, whether reasons/justification along with documentary submitted	NA	
O&M Expenses			
46	Whether Income Tax liability and deferred tax liability is computed as per amended Tariff Regulation 2014-19?	NA	
47	Whether O&M Expenses claimed as per Regulations? If not, whether relaxation claimed	Yes	49 to 50
48	In case relaxation claimed, whether details submitted	NA	

Note: Petitions in WS format and detailed calculations in Excel format shall be submitted in CD/Floppy Disk.

7



Annexure-XI

Speed post Receipt

