



एनएचपीसी लिमिटेड
(भारत सरकार का उद्यम)

NHPC Limited
(A Govt. of India Enterprise)

संदर्भ सं./Ref. No. **NH/CS/199**

फोन/Phone: 0129-2278018

दिनांक/Date: **30.05.2023**

Manager/ मैनेजर, Listing Department/ लिस्टिंग विभाग, M/s BSE Limited/ बीएसई लिमिटेड, Phiroze Jeejeebhoy Towers, Dalal Street/ फिरोज जीजीभोय टावर्स,दलालस्ट्रीट, Mumbai/ मुंबई -400 001 Scrip Code: 533098	General Manager/ महाप्रबंधक, Listing Department/ लिस्टिंग विभाग, M/s National Stock Exchange of India Limited/ नेशनल स्टॉक एक्सचेंज ऑफ इंडिया लिमिटेड, Exchange Plaza, Bandra Kurla Complex/ एक्सचेंज प्लाजा, बान्द्रा कुर्ला कॉम्प्लेक्स, Bandra (E)/ बान्द्रा (ई), Mumbai/ मुंबई - 400 051 Scrip Code: NHPC
---	---

ISIN No. INE848E01016

Sub: Presentation on Financial Results for the quarter and year ended on 31st March, 2023

विषय: 31 मार्च, 2023 को समाप्त तिमाही और वर्ष के लिए वित्तीय परिणामों पर प्रस्तुति

Sirs/महोदय,

The Board of Directors in its meeting held on Monday, May 29, 2023 had inter-alia approved the audited financial results (Standalone and Consolidated) of the Company for the quarter and year ended on 31st March, 2023. In this regard, an investor presentation on the said financial results has been prepared for the benefit of Shareholders of the company (**attached**).

The presentation is also available on the website of the Company at the following link <https://www.nhpcindia.com/welcome/page/125>.

This is for your information and records.

निदेशक मंडल ने सोमवार, 29 मई, 2023 को हुई अपनी बैठक में अन्य मदों के साथ-साथ 31 मार्च, 2023 को समाप्त तिमाही और वर्ष के लिए कंपनी के लेखापरीक्षित वित्तीय परिणामों (स्टैंडअलोन और समेकित) को मंजूरी दी थी। इसके संबंध में, कंपनी के शेयरधारकों के लाभ के लिए उक्त वित्तीय परिणामों पर एक निवेशक प्रस्तुति तैयार की गई है (**संलग्न**)।

प्रस्तुति कंपनी की वेबसाइट पर निम्नलिखित लिंक पर भी उपलब्ध <https://www.nhpcindia.com/welcome/page/125> है।

यह आपकी जानकारी और रिकॉर्ड के लिए है।

धन्यवाद।

भवदीय,

संगलन: उपरोक्तानुसार

(रूपा देब)
कंपनी सचिव



Clean Power For Every Home



INVESTOR PRESENTATION FINANCIAL YEAR 22-23 : March 2023



Presentation Outline

2

NHPC Today

Financial Highlights

Financial Ratios

Renewable Energy

Projects At Glance



Our Vision: To be a global leading organization for sustainable development of clean power through competent, responsible and innovative values.



Subansiri Lower Project



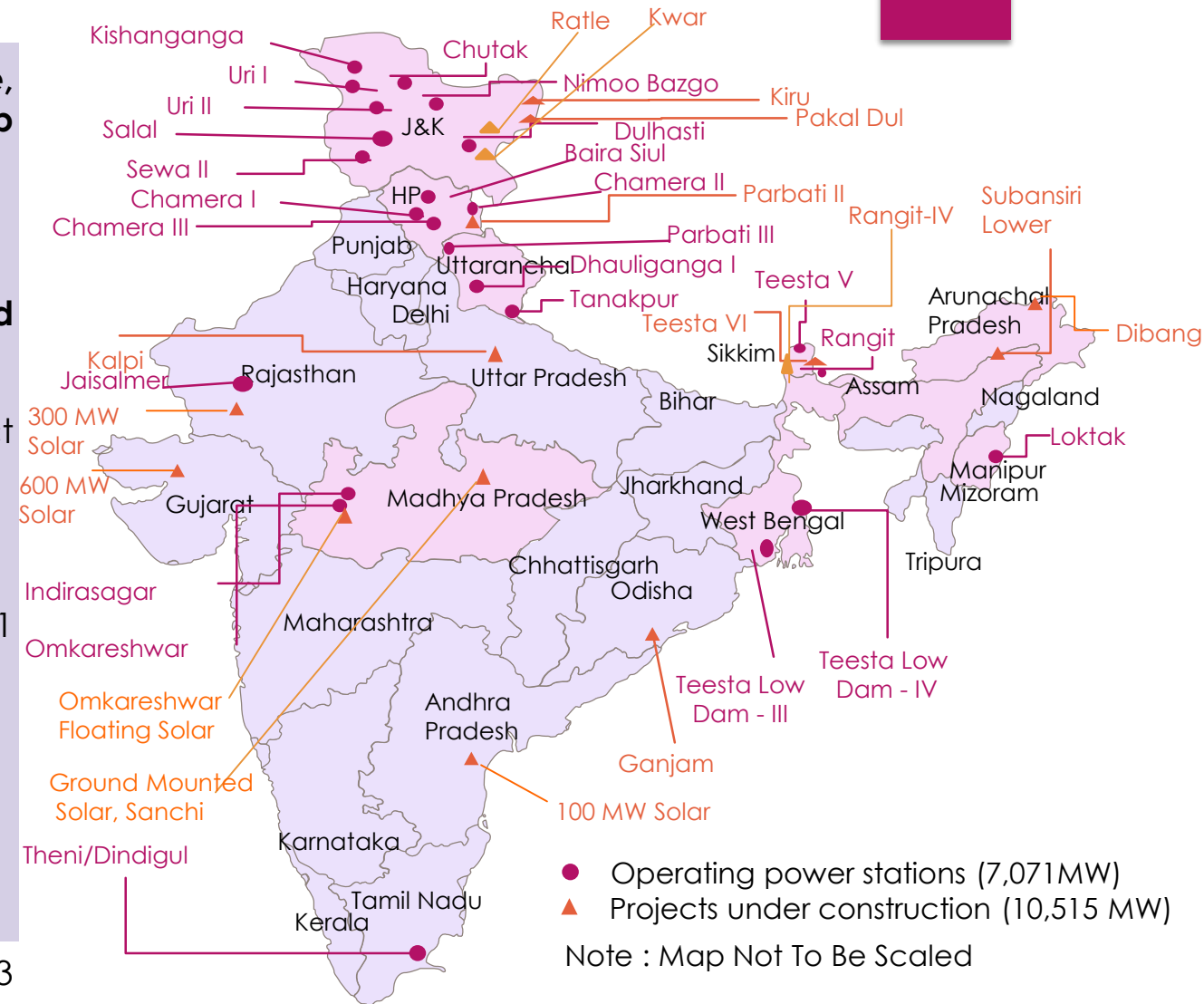
Teesta V, Sikkim

PHYSICAL SNAPSHOT

4

- Incorporated in 1975 with authorised capital of Rs. 200 crore, the present authorised capital is Rs.15000 crore (Paid Up Capital Rs.10,045 crore)
- Mini-Ratna Category-I PSU (since Apr-08)
- Established track record, strong operational performance and in-house engineering capabilities
- Involved across the entire chain of hydro power project development – from concept to commissioning.
- Presence across 14 states & 2 UTs.
- 15% share of installed hydro-electric capacity in India (6,971 MW out of 46,850 MW*).
- Consultancy business.
- Power trading business.
- Exposure to international business opportunities.

* Source-CEA as on 31.03.2023



7071 MW installed capacity (6971 MW Hydro & 100 MW Renewable Energy) through 24 power stations

PHYSICAL SNAPSHOT

5

Installed Capacity

- ❖ Power Stations under Operation-22 Nos. (5551 MW*)
- ❖ Power Stations with Subsidiary (NHDC) - Nos. (1520 MW)
- ❖ Total Operational Projects – 24 Nos. (7071 MW)

Under Construction

- ❖ Projects Under Construction (including Subsidiary & JV) :-
 - Hydro & Solar - 16 Nos. (10515 MW)

Awaiting Clearances

- ❖ Projects Awaiting Clearances : -
 - Standalone - 4 Nos. (3116 MW)
 - Subsidiary – 2 No. (996 MW)

Under Survey & Investigation

- ❖ Projects under Survey & Investigation - 2 Nos. (890 MW)

Hydro Power is 11% (46850 MW) of All India Installed Capacity (416059 MW**).

NHPC Contribution is 15% of Installed Hydro Power On Consolidated Basis.

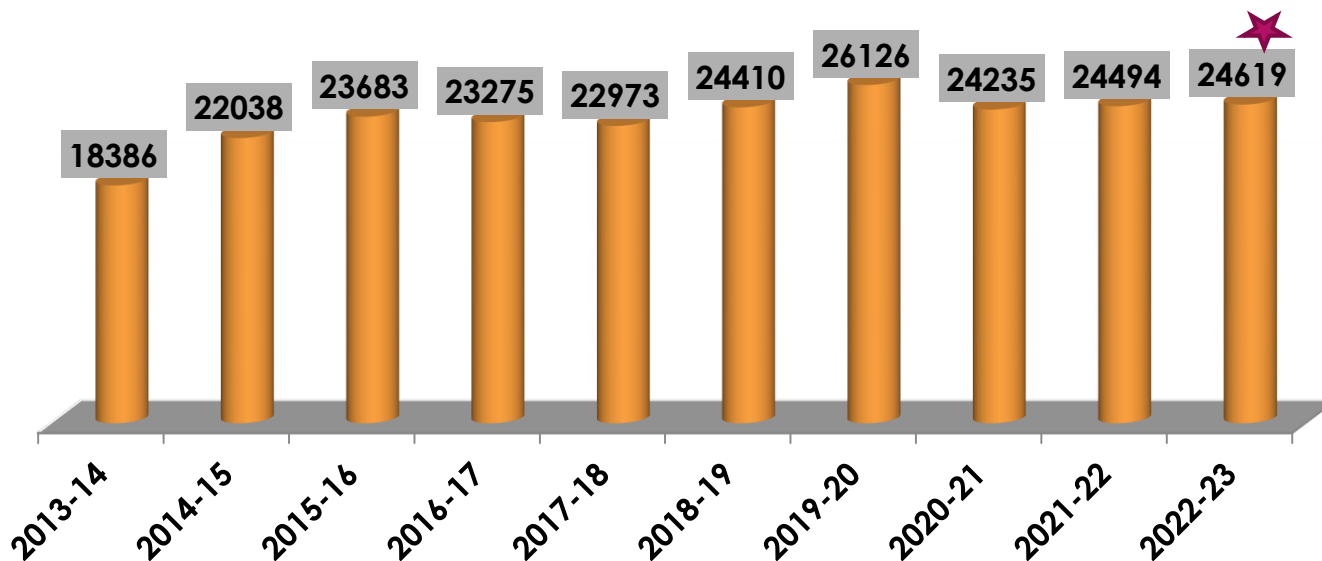
Status	Capacity (MW)
Operational Projects	7,071
Projects Under Construction (including Subsidiary & JV)	10,515
Projects Under Clearance:	
Stand alone	3,116
Subsidiaries	996
Projects Under Survey & Investigation	890
Total	22,588

* Including 50 MW Wind Power Project, Jaisalmer & 50 MW Solar Power Project, Tamilnadu.

** Source-CEA as on 31.03.2023

NHPC 's Track Record – A Ten Year Digest

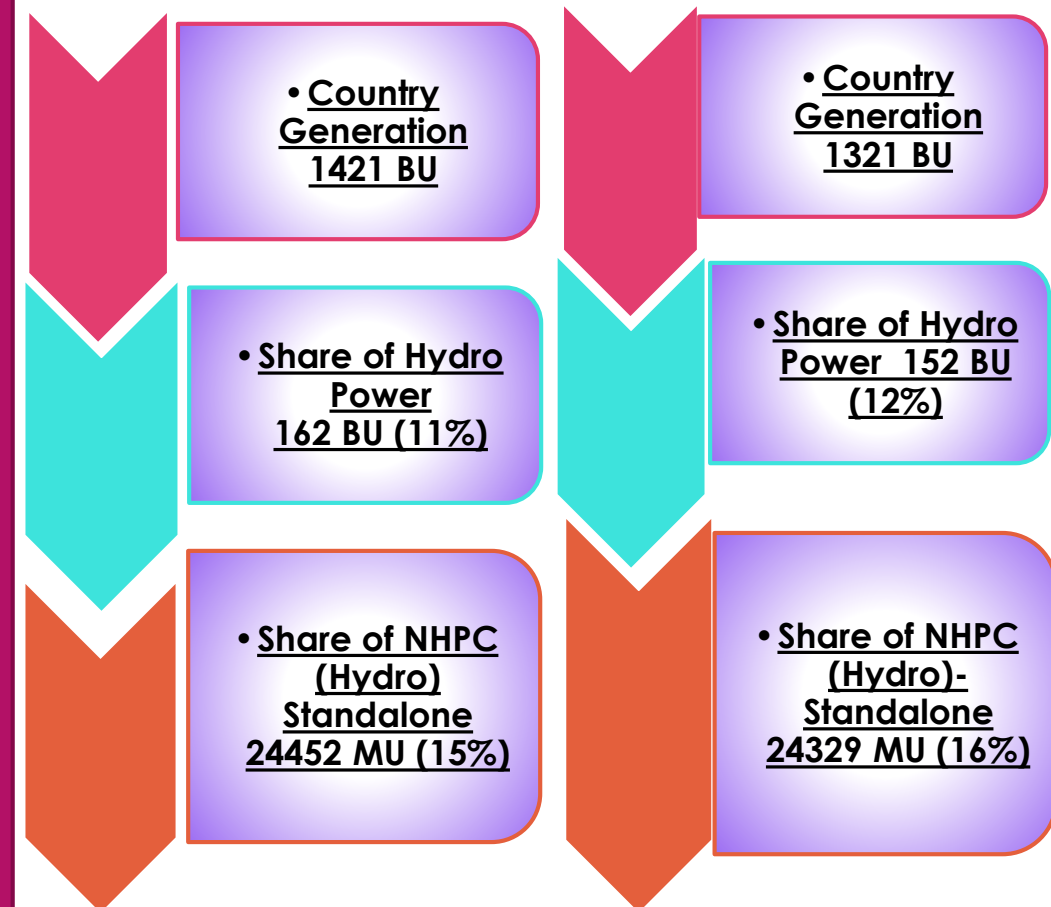
Standalone Generation (in M.U.)



6

Actual FY'23

Actual FY'22



★ Hydro: 24452 MU(excl. infirm power of 288 MUs : Parbati II), Wind: 77 MU & Solar: 90 MU.

Financial Highlights



Sewa II, UT of J&K



Chamera I, Himachal

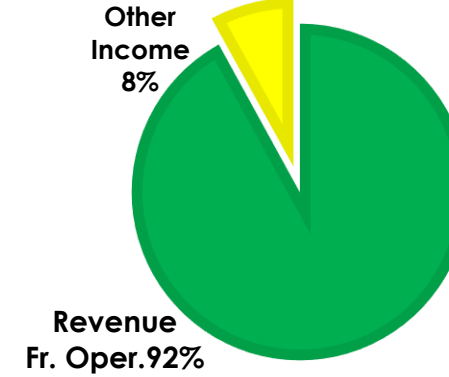
Clean Power For Every Home

Financial Highlights : Standalone

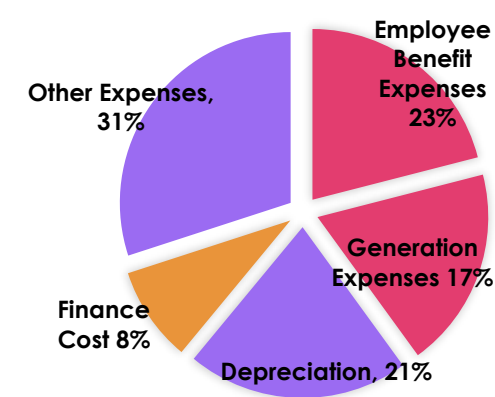
Particulars	FY'23		FY'22		% Change	
	12 Months	Qtr-4	12 Months	Qtr-4	12 Months	Qtr-4
Revenue from Operation	9316.34	1717.43	8309.22	1505.76	12.12	14.06
Other Income	834.56	253.78	1026.18	501.72	-18.67	-49.42
Total Income (A)	10150.90	1971.21	9335.40	2007.48	8.74	-1.81
Generation Expenses	936.46	152.07	841.24	134.10	11.32	13.40
Employee Benefits Expense	1301.35	416.93	1440.78	498.35	-9.68	-16.34
Finance Cost	476.16	112.21	531.75	133.14	-10.45	-15.72
Depre. & Amort. Expense	1145.44	286.25	1126.22	280.26	1.71	2.14
Other Expenses	1707.89	486.40	1348.55	449.66	26.65	8.17
Total Expenditure(B)	5567.30	1453.86	5288.54	1495.51	5.27	-2.79
PBT(Before RRA)(C=A-B)	4583.60	517.35	4046.86	511.97	13.26	1.05
Rate Regu. Income (D)	-144.41	215.56	-1270.42	74.38	-88.63	189.81
PBT (After RRA) (E=C+D)	4439.19	732.91	2776.44	586.35	59.89	25.00
Tax (F)	605.40	163.44	-761.27	26.26	-179.53	522.39
Profit After Tax (G=E-F)	3833.79	569.47	3537.71	560.09	8.37	1.67

Revenue & Expenditure-Analysis

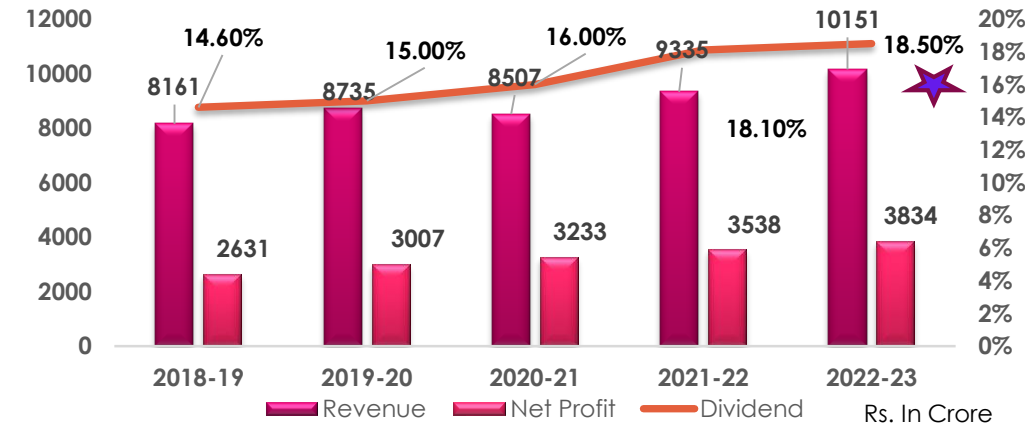
Revenue FY'23



Expenditure FY'23



Revenue Vs. Net Profit Vs. Dividend



★ Interim Dividend – 14.00% & Final Dividend 4.50%.

Statement of Assets & Liabilities

Rs. In Crore



9

Equity and Liabilities	FY'23	FY'22
Share Holder's Funds	35407.96	33486.10
Loan Funds-Long Term	25266.39	23179.49
Deferred Tax Liabilities	1937.34	2100.74
Other Long term Liabilities & Provisions	4138.55	4162.25
Current Liabilities & Provisions	7041.68	6057.77
Regulatory Deferral Account Credit Balances	923.20	1313.27
Total Equity & Liabilities	74715.12	70299.62
Assets		
PPE (incl. investment property)	17439.52	19029.04
Capital Work in Progress	25315.01	20573.84
Right of Use Assets	2625.70	1783.12
Intangible Asset	3.08	3.11
Non Current Financial Asset	11583.30	10934.71
Non Current Assets (Others)	3633.04	3763.48
Regulatory Asset	6420.12	6948.11
Trade Receivables	5487.59	4621.48
Cash and Bank Balances	638.22	1160.71
Current Assets (Others)	1569.54	1482.02
Total Assets	74715.12	70299.62

Debtors Position

Rs. In Crore



Total Debtors (in Crs.)

S. N.	Particulars	As on 31.03.2023	As on 31.12.2022	As on 30.09.2022	As on 30.06.2022	As on 31.03.2022
1	Trade Receivables	5887 (including unbilled debtors of Rs. 2757 Crs.)	5819 (including unbilled debtors of Rs. 2717 Crs.)	5854 (including unbilled debtors of Rs. 2751 Crs.)	5488 (including unbilled debtors of Rs. 2139 Crs.)	4621 (including unbilled debtors of Rs. 1961 Crs.)
2	More than 45 days*	168	229	113	1326	1024

Top Five Debtors* (in Crs.)

Name	31.03.2023		31.03.2022	
	Total	More than 45 days	Total	More than 45 days
PDD, J&K (Incl. JKPCCL)	1855	5	1393	931
UPPCL, UP	1543	0	1146	0
PSPCL, Punjab	471	23	452	5
WBSEDCL	412	0	640	0
JdVVNL	244	91	100	63

* Net of Provision

Incentives Position

Comparative Incentive YoY (in Crs.)

Sl.	Particulars	FY22-23					FY21-22				
		Q-1	Q-2	Q-3	Q-4	Total	Q-1	Q-2	Q-3	Q-4	Total
1	Secondary Energy	0.00	0.00	13.61	109.65	123.26	0.00	0.00	13.36	124.67	138.03
2	Incentives	171.44	181.22	92.15	(39.65)	405.16	125.47	187.46	88.94	22.20	424.07
3	Deviation Chrgs.	72.14	47.25	29.20	(2.09)	146.50	37.90	47.23	44.71	59.91	189.75
	G. Total	243.58	228.47	134.96	67.91	674.92	163.37	234.69	147.01	206.78	751.85
4	PAF	98.57%	99.87%	88.25%	67.96%	88.75%	92.45%	99.01%	84.46%	76.76%	88.19%

Supplements

Power Station With Highest PAF Incentive : Salal (Rs. 82 Cr. PAF : 90.05%, NAPAF : 64%)

Power Station with highest Deviation Charges: Salal (Rs. 40 Cr.)

Power Station Giving Best Generation : Uri-II (140% of the annual design energy)

Supplements

Power Station with Highest PBT- Dulhasti (Rs. 621 Crs)

NHPC Profit per MW: Rs. 69 lakhs (FY'23), Rs. 64 lakhs (FY'22)

NHPC Profit per Employee: Rs. 80 lakhs (FY'23), Rs. 69 lakhs (FY'22)

Key Financials : FY'23

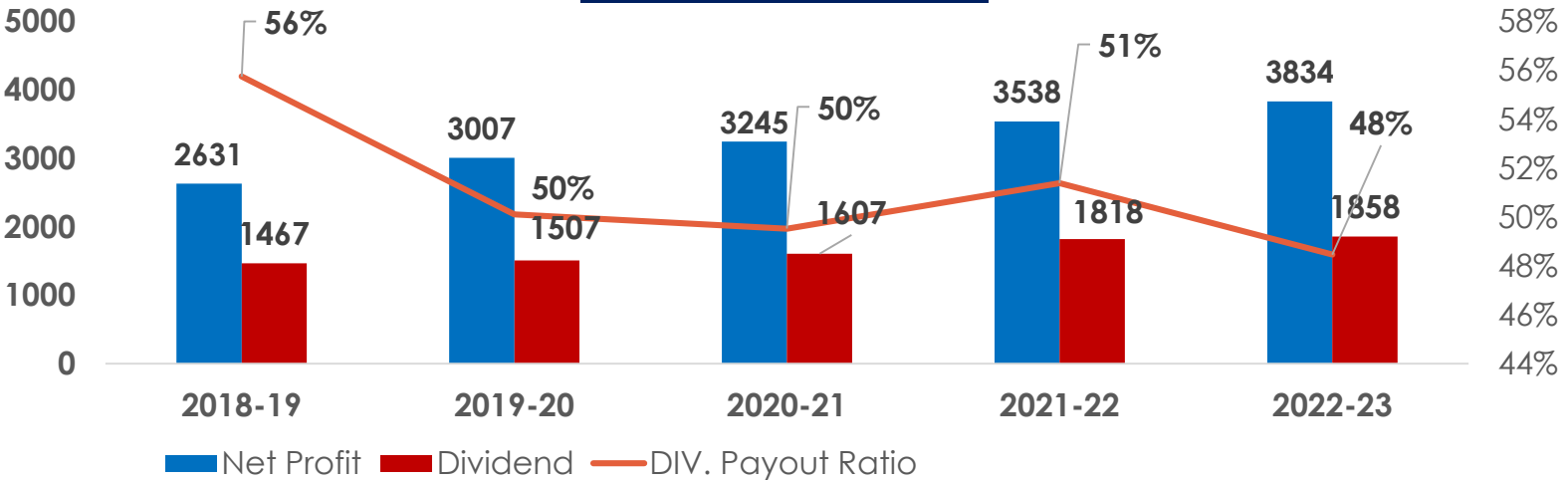
12

Rs. In Crore

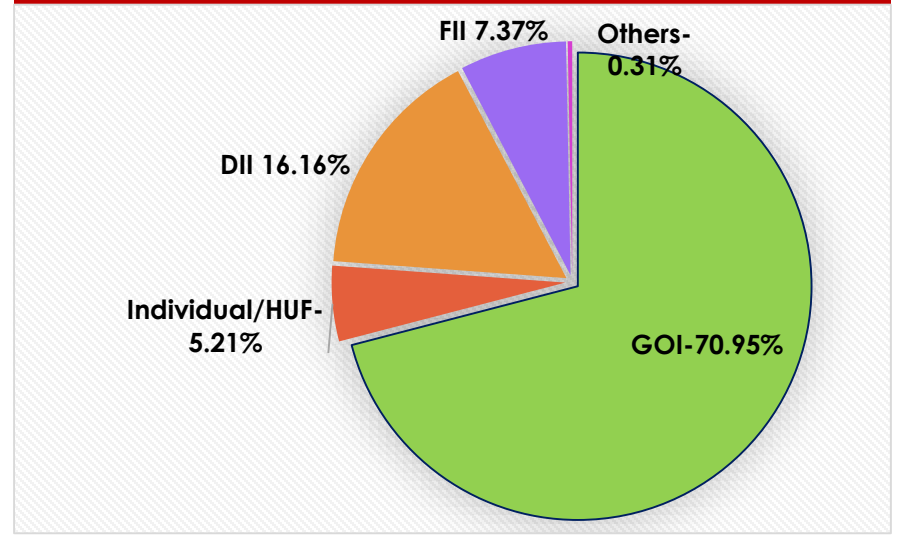
P&L	Standalone
Total Income	10151
EBITDA	5743
EBITDA Margin	57%
PAT	3834
Profit Margin	38%
Dividend Pay Out (FY'23)	Rs. 1.85 Per Share/ 48% of Profit

Balance Sheet	Standalone
Share Capital	10045
Net worth	35408
Long Term Debt	25266
Cash & Bank Bal.	638
Gross Block	40117
CWIP	25315

Dividend Pay out



Shareholding pattern as on 31.03.2023



S. No.	Particulars	FY'23		FY'22	
		Standalone	Consolidated	Standalone	Consolidated
1.	PAT (Rs. in Cr.)	3833.79	3889.98	3537.71	3523.57
2.	Net-worth (Rs. in Cr.)	35407.96	36899.34	33486.10	34920.98
3.	No. of Equity Shares (In Cr.)	1004.50	1004.50	1004.50	1004.50
4.	EPS (Rs.)	3.82	3.87	3.52	3.51
5.	Earning Yield(%)*	8.89	9.00	12.66	12.63
6.	Dividend Per Share (Rs.)	1.85		1.81	
7.	Dividend Yield(%)*	4.31		6.51	
8.	Book Value per share (Rs.)	35.25	36.73	33.34	34.76
9.	PB Ratio*	1.22	1.17	0.83	0.80
10.	PE Ratio*	11.24	13.30	7.90	7.92
11.	Return On Net worth (%)	10.83	10.54	10.56	10.09
12.	Market Capitalisation (Rs. in Cr.)*	43153		27925	
13.	Debt Equity Ratio	0.85	0.86	0.84	0.81

*Stock Price (BSE): as on 26.05.2023 Rs. 42.96 & as on 31.03.2022 Rs. 27.80.

NHDC Ltd. (Subsidiary) – Snapshots : FY 22-23

Shareholding Pattern : 51:49 (NHPC : GoMP)

Installed Capacity : 1520 MW

Design Energy : 2159.72 MUs

Generation : 5444 MUs (FY'23), 2645 MUs (FY'22)

PAF : 97.42% (FY'23), 92.74% (FY'22)

Revenue from operations : Rs. 1318 Crs. (FY'23), 858 Crs. (FY'22)

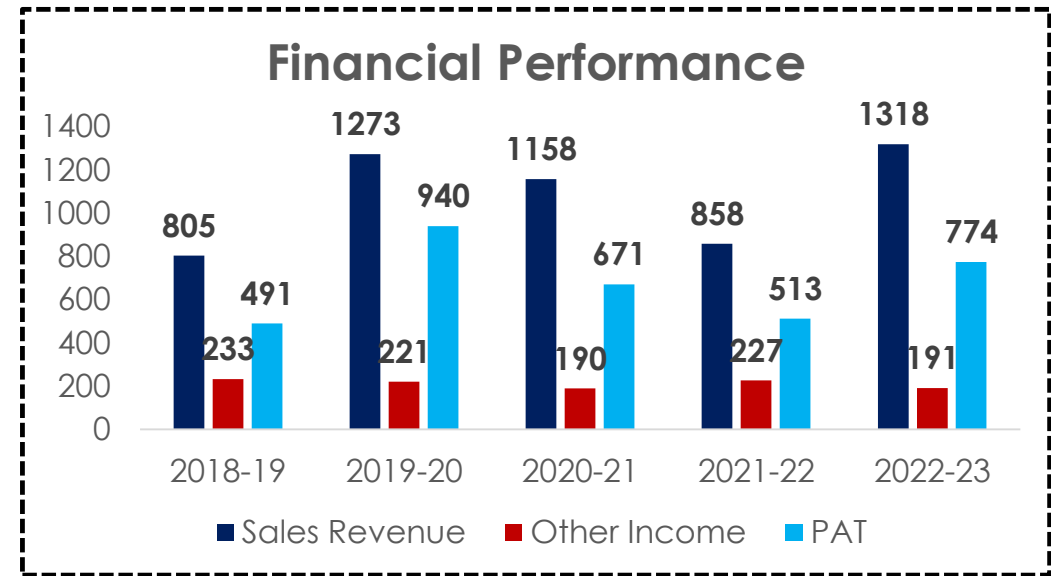
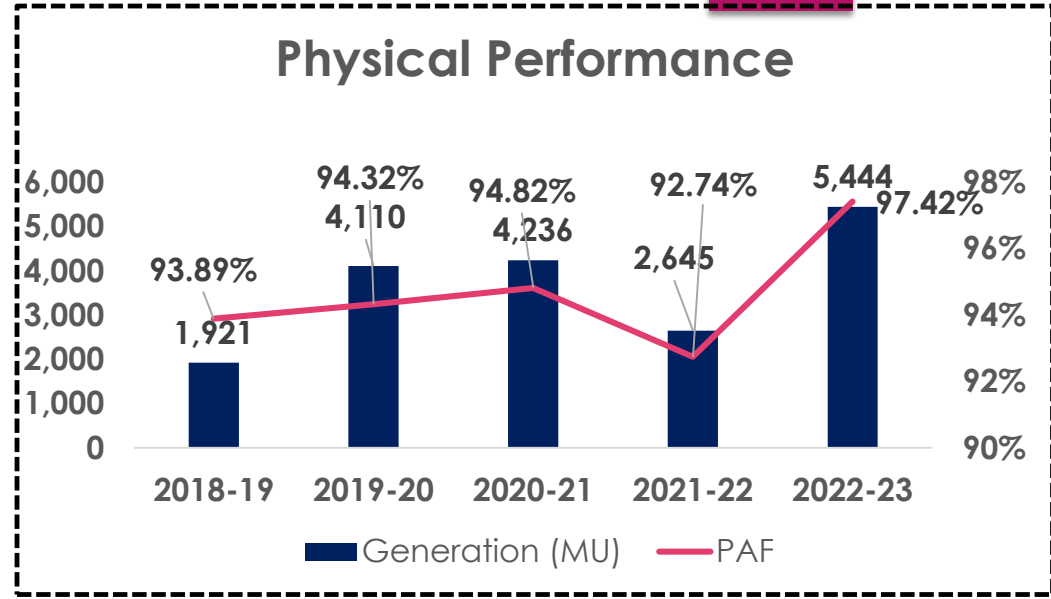
PAT : 774 Crs. (FY'23), 513 Crs. (FY'22)

PAF Incentive : Rs. 46 Crs. (FY'23), Rs. 23 Crs. (FY'22)

Secondary Energy : Rs. 386 Crs. (FY'23), 56 Crs. (FY'22)

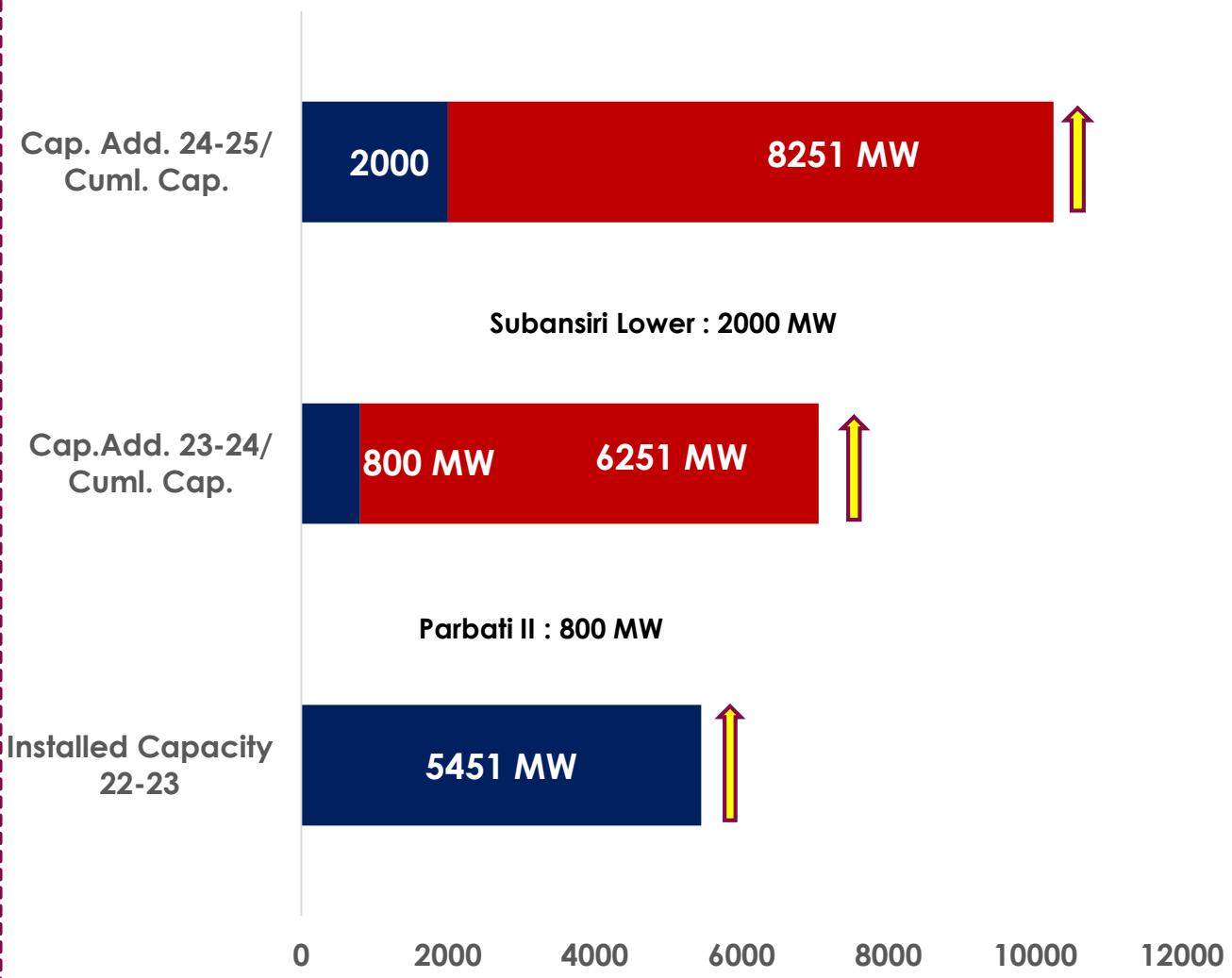
Deviation Charges: Rs. 18 Crs. (FY'23), 7 Crs. (FY'22)

Regulated Equity: Rs. 2022 Crs. (FY 2022-23)

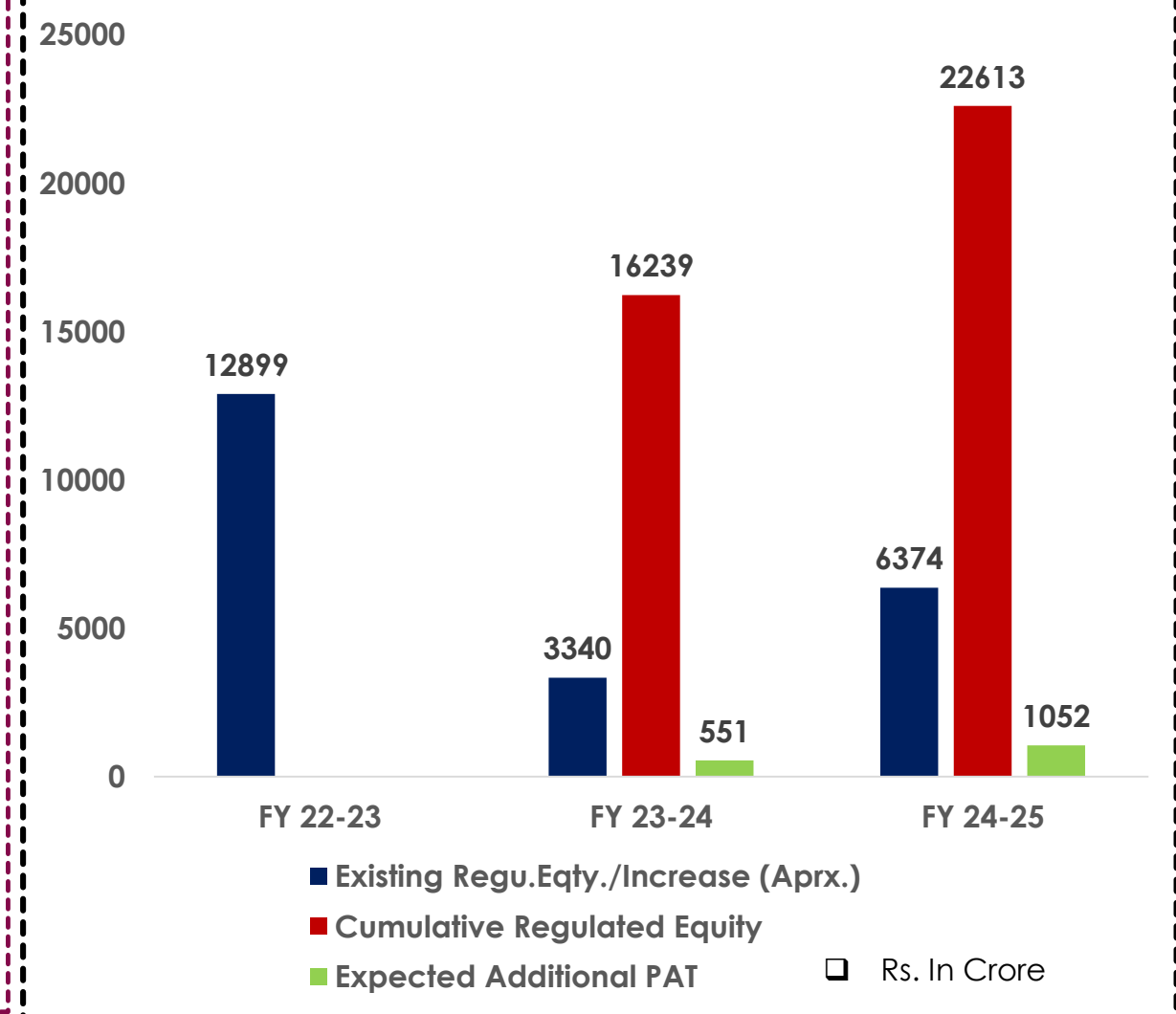


NHPC – Capacity Addition & Regulated Equity (Hydro)

Progressive Capacity Addition



Progressive Regulated Equity



Power Station with highest generation during FY'23 : Salal (3240 MU, Annual D.E-3082 MU)



F.Y	Amount (Rs. In Crore)	Remarks
2015-16	2793	(Actual)
2016-17	2438	(Actual)
2017-18	2722	(Actual)
2018-19	2213	(Actual)
2019-20	4155	(Actual)
2020-21	3568	(Actual)
2021-22	5166	(Actual)
2022-23	6961	(Actual – Consolidated)
2023-24	10857	(Consolidated Target)



- ❖ Hon'ble Prime Minister of India laid the foundation Stone of the Kwar Hydroelectric Project (540 MW) on 24.04.2022 and Cabinet Committee on Economic Affairs (CCEA) chaired by Hon'ble Prime Minister of India accorded investment approval to the project at an amount of Rs. 4526.12 crore.
- ❖ NHPC as an intermediary procurer awarded 2000 MW ISTS connected solar PV Power Project to 5 nos. of developers with a trading margin of 7 paise/unit. Out of 2000 MW, 320 MW was awarded to M/s Avaada Sunrays Energy Pvt. Ltd. at Bikaner, Rajasthan which has been fully commissioned on 10.12.2022.
- ❖ An MoU has also been signed between NHPC REL and Govt. of Uttar Pradesh on 31.01.2023 for setting up of 100 MW Floating Solar Power Projects in Uttar Pradesh.
- ❖ NHPC has received a Letter of Intent dated 16.05.2023 from Gujarat Urja Vikas Nigam Limited (GUVNL) for 200 MW capacity Solar Power Project within 600 MW GSECL's Solar Park at Khavda (GSECL Stage-1). The estimated financial implication for the said Solar Power Project would be approx. Rs.1,008 Crore
- ❖ NHPC has inked an MOU with the Investment Board of Nepal at Kathmandu, Nepal on 18.08.2022 for development of 750 MW West Seti and 450 MW SR-6 hydroelectric projects. NHPC also signed MOU with PTC India Limited for Power Sales Arrangement of these projects on 30.08.2022.
- ❖ NHPC Renewable Energy Limited (a wholly owned subsidiary of NHPC Limited) has signed MOU with Govt. of Rajasthan on 24.08.2022 at New Delhi for "Development of 10,000 MW Ultra Mega Renewable Energy Power Park" in the State of Rajasthan.

Renewable Energy

☐ Solar Energy



Clean Power For EVERY HOME

A (i) Standalone (Ownership Based)

19

(a) Under Construction

S.No	Name of Project	Capacity (MW)	Estimated Capital cost (in Crs.)	Expected Commissioning Schedule	Tariff (Rs./unit)	Status of PPA
1	Solar Power Project, Ganjam (Odisha)	40	178.00	2023-24	2.75	PPA Signed with GRIDCO
2	600 MW Grid Connected Solar Power Project under CPSU Scheme, Gujarat	600	4295.63	2024-25	2.45	Consent for procurement of power received for 1000 MW. Power Usage Agreement with WB DISCOMs for 100 MW signed on 23.11.2022. Power Usage Agreement with DISCOMs (Telangana) for 500 MW signed on 28.03.2023.
3	300 MW Grid Connected Solar Power Project under CPSU Scheme, Rajasthan	300	1731.57	2024-25	2.45	
4	100 MW Grid Connected Solar Power Project under CPSU Scheme, Andhra Pradesh	100	577.20	2024-25	2.45	
Total-(a)		1040	6782.40			

A (i) Standalone (Ownership Based)

20

(b) Tender Stage

S.No	Name of Project	Capacity (MW)	Estimated Capital cost (in Crs.)	Expected Commissioning Schedule	Tentative Tariff (Rs./unit)	Status of PPA
1	Development of 75 MW capacity ISTS connected Solar Power Project anywhere in India for sale of power through Power Exchange	75	430.00	2024-25	2.82	PPA under exploration
2	Floating Solar Kerala (50MW), West Kallada	50	326.00	2024-25	3.82	PPA under exploration
Total-(b)		125	756.00			
Sub Total Standalone (Ownership Based) -A(i): (a+b)		1165	7538.40			

A (ii) Standalone (As Intermediary Procurer)

(a) Under Construction

S.No	Name of Project	Capacity (MW)	Estimated Capital cost (in Crs.)	Expected Commissioning Schedule	Tariff (Rs./unit)	Status of PPA
1	Projects through Solar Power Developers, Rajasthan	2000	0.00	2024-25 (Out of 2000 MW, 320 MW capacity was awarded to M/s Avaada Sunrays Energy Pvt. Limited which has been commissioned on 10.12.2022. Further, Balance capacity of 1680 MW is expected to be commissioned by 2024-25)	2.55 (1680MW) 2.56 (320 MW)	PPA and PSA signed. Tariff adopted by CERC
Total-(a)		2000	0.00			
Sub Total Standalone (As Intermediary Procurer)-A(ii) (a):		2000	0.00			
Grand Total-A:[A(i)+A (ii)]		3165	7538.40			

B. Subsidiary/JV Mode

(a) Under Construction

S.No	Name of Project	Capacity (MW)	Estimated Capital cost (in Crs.)	Expected Commissioning Schedule	Tentative Tariff (Rs./unit)	Status of PPA
1	Solar Power Project, Kalpi (UP) (Subsidiary-BSUL)	65	312.00	2023-24 (Partial Commissioning of 26 MW achieved on 09.07.2022)	2.68	Power Purchase Agreement has been executed between BSUL and UPPCL on 28.04.2022.
2	Omkareshwar Floating Solar Park (MP) (Subsidiary – NHDC)	88	589.16	2023-24	3.22	Power Purchase Agreement has been Signed between MPPMCL, RUMSL & NHDC Ltd on 04.08.2022.
3	Ground Mounted Solar PV Pant at Sanchi (M.P.) (Subsidiary – NHDC)	8	51.90	2023-24	3.22	Power Purchase Agreement has been Signed between MPPMCL NHDC Ltd on 26.12.2022.
Total- (a)		161	953.06			

B. Subsidiary/JV Mode

(b) Under Tender Stage

S.No	Name of Project	Capacity (MW)	Estimated Capital cost (in Crs.)	Expected Commissioning Schedule	Tentative Tariff (Rs./unit)	Status of PPA
1	300 MW Floating Solar Project at Rengali Reservoir, Odisha	300	1900.00	2025-26	4.09	PPA under exploration
Total- (b)		300	1900.00			

(c) Under Pipeline

S.No	Name of Project	Capacity (MW)	Estimated Capital cost (in Crs.)	Expected Commissioning Schedule	Tentative Tariff (Rs./unit)	Status of PPA
1	Solar Park, Jalaun (U.P.) under UMREPP (Subsidiary -BSUL)	1200	840.00	2024-25	To be discovered	To be explored subsequently
Total- (c)		1200	840.00			
Grand Total-B:(a+b+c)		1661	3693.06			

NHPC Projects At A Glance



NHPC-Energising India With Hydropower

NHPC – Projects in Operation

25

S. No	NHPC Project & State/UT	Installed Capacity (MW)	Design Energy (MU)	Year of comm.	Capital Cost as on 31.03.23	Tariff (18-19) (Rs. /Kwh)*	Type of the project
1	Baira Siul (3x60) Himachal Pradesh	180	708.59	1981 (Sep)	311.89	2.23	Run of River (ROR) with small pondage
2	Loktak, (3x35) Manipur	105	448.00	1983 (May)	183.73	3.89	Storage
3	Salal, (6x115) UT of J&K	690	3082.00	1987 (Nov)	1046.78	2.82	ROR
4	Tanakpur, (3x40) Uttarakhand	94	452.19	1992 (Apr)	430.34	5.19	ROR
5	Chamera-I, (3x180) Himachal Pradesh	540	1664.55	1994 (Apr)	2107.30	2.22	Storage
6	Uri-I, (4x120) UT of J&K	480	2587.38	1997 (Apr)	3459.33	2.33	ROR
7	Rangit, (3x20) Sikkim	60	338.61	2000 (Feb)	520.42	4.27	ROR with small pondage
8	Chamera-II, (3x100) Himachal Pradesh	300	1499.89	2004 (Feb)	2027.62	2.01	ROR with small pondage
9	Dhauliganga-I, (4x70) Uttarakhand	280	1134.69	2005 (Oct)	1764.61	2.65	ROR with small pondage.
10	Dulhasti, (3x130) UT of J&K	390	1907.00	2007 (Mar)	5232.07	5.37	ROR with small pondage

NHPC – Projects in Operation... contd.

S.No.	NHPC Project	Installed Capacity (MW)	Design Energy (MU)	Year of Comm.	Capital Cost as on 31.03.23	Tariff (18-19) (Rs. /Kwh)*	Type of the project
11	Teesta-V, (3x170) Sikkim	510	2572.70	2008 (Mar)	2848.52	2.84	ROR with small pondage
12	Sewa-II, (3x40) UT of J&K	120	533.53	2010 (Jun)	1155.29	5.50	ROR with small pondage
13	Chamera-III , (3x77) Himachal Pradesh	231	1108.17	2012 (Jun)	2146.85	3.94	ROR with small pondage
14	Chutak , (4x11) UT of Ladakh	44	212.93	2013 (Jan)	945.34	9.89	ROR
15	TLDP-III, (4x33) West Bengal	132	594.07	2013 (Mar)	1942.69	5.30	ROR with small pondage
16	Nimoo Bazgo, (3x15) UT of Ladakh	45	239.33	2013 (Jan)	1071.21	10.62	ROR with small pondage
17	Uri –II, (4x60) UT of J&K	240	1123.77	2014 (Feb)	2362.43	5.38	ROR
18	Parbati-III (4x130) Himachal Pradesh	520	1963.29	2014 (May)	2726.61	3.08	ROR with small pondage
19	TLDP IV (4x40) West Bengal	160	717.72	2016 (Aug)	1822.27	4.35	Run of River with small pondage
20	Kishanganga (3x110) UT of J&K	330	1712.96	2018 (Mar)	5711.55	4.45	Run of River with Pondage
	Total-A	5451	24601.37		39816.85	3.88	* Tariff for 2019-20, 2020-21 and 2021-22 yet to be notified.

NHPC – Projects in Operation... contd.

Renewable Energy

27

S.No	Project	Installed Capacity (MW)	Design Energy (MU)	Year of Comm.	Capital Cost as on 31.03.2023	Tariff 22-23 (Rs./unit)	Place of Project
1	Wind Power	50	94.25	2016	330.40	3.67	Lakhmana, Jaisalmer
2	Solar Power	50	105.96	2018	290.59	4.41	Theni/Dindigul District, Tamilnadu
	Total-B	100	200.21		620.99		
	Sub Total Stand-alone(A+B)	5551	24801.58		40437.84	3.87	

Operational Projects with Subsidiary

S.No	Project	Installed Capacity (MW)	Design Energy (MU)	Year of Comm.	Capital Cost as on 31.03.2023	Tariff 18-19 (Rs./Kwh)*	Type of the project
1	Indrasagar, (8x125) Madhya Pradesh	1000	1423.26	2005	5326.43	3.80	Storage
2	Omkareshwar, (8x65) Madhya Pradesh	520	736.46	2007	3138.08	4.62	Storage
	Total-C	1520	2159.72		8464.51	4.08	* Tariff for 2019-20, 2020-21 and 2021-22 yet to be notified.
	Grand Total-D:(A+B+C)	7071	26961.27				

NHPC: Projects Under Construction

28

Project Under Construction-Standalone

NHPC Project	Installed Capacity (MW)	Design Energy (MU)	Type of the project	CCEA Estimated Cost (Rs. Crore) (Price Level)	Anticipated Project Cost (Rs. Crore)	Provisional Project Expenditure till -March'23 (Rs. Crore)	Expected Commissioning Schedule
Subansiri Lower (8X250) Assam/ Ar. Pradesh	2000	7422	Run of River with small pondage	6285.33 (Dec'02)	21247.54 (completion level))	17985.13	FY 24-25 (Q-3)
Parbati II (4X200) Himachal Pradesh	800	3124	Run of River with small pondage	3919.59 (Dec'01)	11134.54 (July'22)	10512.65	FY 23-24 (Q-4)
Dibang (12X240) Arunachal Pradesh	2880	11223	Hydropower cum flood moderation scheme	31876.39 (May'21)	31876.39 (May'21)	2146.96	FY 31-32 (Q-4)
Total (A)	5680	21769		42081.31	64258.47	30644.74	

NHPC: Projects Under Construction

29

Project Under Construction-Subsidiary

NHPC Project	Installed Capacity (MW)	Design Energy (MU)	Type of the project	CCEA Estimated Cost (Rs. Crore) (Price Level)	Anticipated Project Cost (Rs. Crore)	Provisional Project Expenditure till – March'23 (Rs. Crore)	Expected Commissioning Schedule
Pakal Dul (4X250) UT of J&K	1000	3230	Run of River	8112.12 (Mar'13)	8112.12 (Mar'13)	2922.28	FY 26-27 (Q-2)
Kiru (4X156) UT of J&K	624	2272	Run of River	4287.59 (July'18)	4287.59 (July'18)	1006.00	FY 25-26 (Q-4)
Kwar (4x135) UT of J&K	540	1975	Run of River	4526.12 (Sept.20)	4526.12(Sept.20)	381.55	FY 26-27 (Q-3)
Teesta-VI (4X125) Sikkim	500	2400	Run of River	5748.04 (July'18)	5748.04 (July'18)	2305.26	FY 26-27 (Q-2)
Rangit-IV (3X40) Sikkim	120	508	Run of River with small pondage	938.29 (Oct'19)	938.29 (Oct'19)	526.74	FY 24-25 (Q-2)
Rattle (4X205+30) UT of J&K	850	3137	Run of River	5281.94 (Nov'18)	5281.94 (Nov'18)	270.28	FY 26-27 (Q-1)
Total (B)	3634	13522		28894.10	28894.10	7412.11	
Total (A+B)	9314	35291		70975.41	93152.57	38056.85	

NHPC Standalone Projects Under Clearance

S. N.	Projects	Installed Capacity (MW)	Design Energy (MUs)	Cost (In Crore) & PL	Status
1	Teesta-IV (4x130) Sikkim	520	2252	6113 (Apr'21)	<ul style="list-style-type: none"> All statutory clearances have been received except forest clearance (stage-II). Compliance to FRA, 2006 is in progress. Approval for pre-investment activities received on 03.05.2016. PIB memo incorporating comments of appraising departments submitted to MoP on 08.04.2022. Hon'ble Minister of Power and Minister of New & Renewable Energy, Govt of India vide DO letter dt 09.05.2022 requested Chief Minister of Sikkim for expeditiously resolving the pending issue of FRA compliance & private land acquisition. Gram Sabha meeting for Lum-Gor-Sangtok GPU was held on 08.10.2022. Final outcome report is awaited from District administration. Hon'ble Chief Minister, Sikkim held a meeting on 28.10.2022 along with Chief Secretary, Addl. PCCF from State Govt. with CMD, NHPC & other senior officers, in connection with implementation of Teesta-IV HE Project in Sikkim. Hon'ble Chief Minister assured all support from Govt. of Sikkim for early implementation of the Project. CMD, NHPC vide DO letter dated 22.12.2022 has appraised the Secretary, Ministry of Power about the issues related to the project. The period for publication of declaration for acquisition of land for Teesta-IV was extended for further additional 12 months with effect from 31.12.2022 vide Govt. of Sikkim Notification dated 06.12.2022 in order to complete the process of Section-19. A meeting was chaired by the Hon'ble Minister of Power and New & Renewable Energy on 16.2.2023 wherein pending issues for obtaining FC-II were discussed. MoM issued by MoP on 22.03.2023. ATR on the minutes of meeting submitted to MoP on 17.04.2023. Fresh Proposal for Defence clearance uploaded on portal of MoD on 10.05.2023. Regular persuasion is being done with State Government for expeditiously resolving the issues of compliance of Forest Clearance (Stage-II) related to FRA, 2006 and acquisition of 181.06 ha private & departmental land.

NHPC Standalone Projects Under Clearance

S. No.	Projects	Installed Capacity (MW)	Design Energy (MUs)	Cost (In Crore) & PL	Status
2	Dugar (4 x103 + 2x44) Himachal Pradesh	500	1760	4250 (Apr'2021)	<ul style="list-style-type: none"> MoU was signed on 25.09.2019 between NHPC and Govt. of Himachal Pradesh for implementation of the Dugar HE Project (449 MW) by NHPC on BOOT basis for a period of 70 years. Project Installed capacity increased from 449 MW to 500 MW as per Power Potential Study by HPA, CEA on 22.10.2020, resulting increase in design energy from 1610 MU to 1758.40 MUs. Defence clearance has been accorded by MoD on 18.11.2020. MoEF&CC on 05.08.2020 had issued TOR for the project. However, due to change in installed capacity of project from 449 MW to 500MW, amendment in TOR was accorded by MoEF&CC on 08.02.2021. CEA accorded the Concurrence on 26.04.2022. The completion cost of the project is Rs. 4250.20 Crore at Apr' 2021 PL with Levellised Tariff Rs. 4.46/unit as per the concurrence. EAC in its meeting on 29.08.2022 recommended the project for Environment Clearance, however the letter will be issued after obtaining FC (St-I) letter. Proposal for Forest clearance has been forwarded by State Govt. to MoEF&CC on 04.07.2022. MoEF&CC on 04.08.2022 has raised queries, reply to which was submitted by Nodal Officer (FCA), Shimla to MoEF&CC on 14.10.2022. MoEF&CC vide letter dated 03.11.2022 has directed IRO, Shimla to conduct the site inspection and furnish a report to the Ministry. Inspector General of Forest (MoEF&CC) Integrated Regional Office, Shimla along with other forest officials has visited the Dugar project for site inspection from 30.04.2023 to 02.05.2023. MoP vide e-mail dated 26.04.2023 has forwarded the key action points of the visit note of Secretary (Power) to Himachal Pradesh from 14.04.2023 to 17.04.2023. In the key action points it is mentioned that "Joint Secretary (Hydro), Ministry of Power may expedite the process of case for seeking investment approval to Dugar HEP of NHPC". In this regard, draft PIB proposal has been submitted to MoP on 13.05.2023.

NHPC Standalone Projects Under Clearance

S.No.	Projects	Installed Capacity (MW)	Design Energy (MUs)	Cost (In Crore) & PL	Status
3	Sawalkot (6x225+1x56) UT of J&K	1856	7995	22704.80 (Completion)	<ul style="list-style-type: none"> MOU has been signed between NHPC Ltd. and JKSPDCL on 03.01.2021. The project shall be executed by NHPC on BOOT basis for the period of 40 years. Agreement for handing over / taking over signed between NHPC and JKSPDC on 11.12.2021 & NHPC has taken over the Project. The Ministry of Power has accorded approval on 12.07.2022 for incurring expenditure on pre investment activities for an amount of ₹ 973 crore at Nov.2021 Price Level. Process for obtaining forest clearance has been initiated. CEA vide letter dated 27.12.2022 vetted the cost estimates at completion level for an amount of ₹22704.80 crore including ₹4593.41 crore for IDC and ₹1124.20 crore for enabling infrastructure. Gram Sabha meetings have been conducted for all 30 villages for FRA compliance. All Gram sabha resolutions have been submitted by Gram Panchayats (GPs) to the respective DCs. NOCs under FRA for GPs in Udhampur, Reasi and Ramban Districts were issued by respective DCs on 28.11.2022, 05.12.2022 and 24.02.2023 respectively under FRA, 2006. Identification and verification of CA area of Ramban and Udhampur Districts are under process.
4	Uri-I Stage-II (2x120) UT of J&K	240	932.6	2526.79 (Completion)	<ul style="list-style-type: none"> MOU has been signed between NHPC Ltd. and JKSPDCL on 03.01.2021. The project shall be executed by NHPC on BOOT basis for the period of 40 years. MOEF&CC vide letter dated 10.06.2021 has conveyed the approval to the TOR. EIA/ EMP studies is in progress. Process for obtaining forest clearance is in progress. DPR concurred by CEA on 07.03.2023 amounting to ₹2526.79 crore at completion level including ₹249.45 crores for IDC and ₹26.20 crores for enabling infrastructure.
Total		3116	12393.6	35594.59	

S.No	Projects	Installed Capacity (MW)	Design Energy (MUs)	Cost (In Cr.) & PL	Status
1	Kirthai-II (6x140 + 2x35 + 2x10) UT of J&K	930	3330	6384 (Feb'20)	<ul style="list-style-type: none"> •MOU has been signed between NHPC Ltd. and JKSPDCL on 03.01.2021. •The project shall be executed by M/s CVPPPL on the same terms and conditions of that of Pakaldul, Kiru & Kwar H E Projects. •The Appraisal has been transferred in the name of CVPPPL by CEA on 29.12.2021. •Defence Clearance was accorded by MoD on 24.03.2022. •Extension of validity of appraisal up to 13.06.2024 was accorded by CEA on 29.08.2022. Balance investigation works are in progress in compliance to DPR concurrence. •EAC had recommended for grant of Environment clearance (EC) to the project on 15.04.2021. MoEF vide letter dated 24.5.2021 has intimated JKSPDC that EC shall be accorded after Stage-I Forest Clearance is granted. •Application for FC on Parivesh Portal of MOEF&CC submitted successfully on dated 19.10.2022

S.No	Projects	Installed Capacity (MW)	Design Energy (MUs)	Cost (In Cr.) & PL	Status
2	Loktak D/S (2x33) Manipur	66	333.76	1311 (Jul 20)	<ul style="list-style-type: none"> ▪ All statutory clearances of project except CCEA are available. ▪ PPA signed between Govt. of Manipur and LDHCL on 31.08.2020. ▪ PIB Memo meeting held on 14.07.2021. As per PIB minutes, Cost (at completion) of Project without & with establishment cost till zero date, likely year wise phasing of expenditure at Completion Cost (including establishment cost till zero date) during project cycle and funds to be made available by State Govt. of Manipur & Tariff calculations furnished to MoP vide letter dated 16.08.2021 for further direction & necessary action. ▪ NHPC shared the above information with Govt of Manipur as per direction of PIB vide letter dtd 19.08.2021. ▪ Additional Secretary, MoP & Secretary (Power), MoP vide DO dated 05.10.2021 & 22.11.2021 respectively requested Chief Secretary, Govt of Manipur to look into the matter and expedite the confirmation of Govt. of Manipur. ▪ Secretary (Power) vide DO dtd 24.03.2022 conveyed to Chief Secretary, Manipur that as commitment from Government of Manipur towards the project is still awaited, the Ministry is now constrained to drop the ongoing proposal. ▪ Comments of JS (Power), GoM dated 23.06.2022, forwarded by MSPCL to LDHCL on 30.06.2022, were replied by NHPC on 13.07.2022. Same was further submitted to MSPCL by LDHCL on the same day. ▪ CEA has declined to extend the validity of the concurrence of DPR vide their letter dt 04.08.2022.
TOTAL		996	3663.76	7695	

NHPC –Projects Under Survey & Investigation

S. No.	Projects	State	Installed Capacity (MW)	Status
Projects Under FR/DPR Preparation				
1	Garba Tawaghat (3x210)	Uttarakhand	630	<ul style="list-style-type: none"> Implementation of the project is held up due to pending consent of Govt. of Nepal. In the 9th Joint Steering Committee (JSC) Meeting on India-Nepal Cooperation in Power Sector held on 24.02.2022 in Kathmandu, Nepal, it was agreed by the parties to explore development of viable hydro projects in Nepal for beneficial exploitation of water resources through formation of a Joint Hydro Development Committee. The project was discussed in the 7th Joint Standing Technical Committee (JSTC) & 9th Joint Committee Water Resources (JCWR) meetings held on 21st - 23rd September '2022 at Kathmandu, Nepal. It was decided that Indian side proposed to send a team to hold further discussion with Nepali side. 10th Joint Steering Committee (JSC)/Joint Working Group (JWG) meeting was held on 17th -18th February, 2023 at Mount Abu. NHPC vide letters dated 11.10.2022, 22.12.2022 and e-mail dated 10.02.2023 requested MEA to facilitate early implementation of decisions taken in the 7th JSTC & 9th JCWR meeting was held on 21st - 23rd September, 2022 at Kathmandu, Nepal. A meeting convened by Sec.(DOWR), RD&GR with representatives of MoP, CEA, CWC and MEA on 10.05.2023 to discuss the issues associated with implementation of Pancheshwar project. The matter of Garba Tawaghat HEP was also discussed.

S. No.	Projects	State	Installed Capacity (MW)	Status
Projects Under FR/DPR Preparation				
2	Dulhasti Stage-II (2x130)	UT of Jammu & Kashmir	260	<ul style="list-style-type: none"> MOU has been signed between NHPC Ltd. and JKSPDCL on 03.01.2021. The project shall be executed by NHPC on BOOT basis for the period of 40 years. 1st Consultation Meeting with CEA for preparation of DPR was held on 17.03.2021 and Minutes of Meeting (MOM) was issued on 25.03.2021. MoEF&CC vide letter dated 16.07.2021 has conveyed the approval to the ToR for EIA/ EMP studies of the project. EIA studies are in progress. No forest clearance is required. NOC has been obtained from Forest department. Defence Clearance has been accorded by MoD on 03.01.2022. All (9 nos.) Pre-DPR chapters have been submitted to concerned directorates of CEA/CWC/GSI/CSMRS etc. and 7 Chapters cleared out of 9 Chapters.
	Total		890	



Thank
You

